



SPA EURO RACE

ACNN

Results Booklet

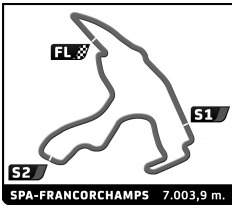




ACNN
SPA EURO RACE
FREE PRACTICE

Classification

No Drivers	Team	Car	Cl.	Time	Lap Total	Gap	Kph
1 115 F. DULLAART		Porsche GT3	DTC1	2:30.901	3 8	- -	167.1
2 909 H. HOFFNER		997 GT3 Cup	RS	2:33.278	3 10	+2.377 +2.377	164.5
3 126 J. JANSEN		991 GT3 Cup	RS	2:34.903	7 10	+4.002 +1.625	162.8
4 77 R. SULMA		Cayman GT4	RS	2:40.751	10 10	+9.850 +5.848	156.9
5 980 A. POELL / L. POELL		991 GT3 Cup	RS	2:40.859	5 9	+9.958 +0.108	156.7
6 997 J. ALBERT		991 GT3 Cup	RS	2:41.376	6 6	+10.475 +0.517	156.2
7 961 E. VAN WIJNGAARDEN		991 GT3 Cup	RS	2:41.976	10 10	+11.075 +0.600	155.7
8 991 J. SCHULZ		996 GT3 Cup	RS	2:48.642	7 9	+17.741 +6.666	149.5
9 176 S. JANSEN		BMW GTR	DTC1	2:49.542	10 10	+18.641 +0.900	148.7
10 976 C. VERHOOG		RS	RS	2:49.692	7 8	+18.791 +0.150	148.6
11 911 H. VAN SPRONSEN		996 GT3 Cup	RS	2:50.169	10 10	+19.268 +0.477	148.2
12 305 C. VERKUIJLEN		BMW Compact	DTC2	2:50.194	5 10	+19.293 +0.025	148.1
13 265 G. BARTELS		BMW Z3	DTC2	2:52.081	10 10	+21.180 +1.887	146.5
14 227 J. VAN DEN OUTENAAR		BMW M3	DTC2	2:52.778	6 10	+21.877 +0.697	145.9
15 259 W. SANDKUIJL		BMW M3	DTC2	2:52.831	5 6	+21.930 +0.053	145.9
16 3 S. DE LANGE		Zilhouette	ZIL	2:53.659	9 10	+22.758 +0.828	145.2
17 989 H. VAN NOREL		Cayman	GT	2:53.776	7 9	+22.875 +0.117	145.1
18 98 J. HOEKSTRA		Zilhouette	ZIL	2:54.175	10 10	+23.274 +0.399	144.8
19 69 J. DRENTH		Zilhouette	ZIL	2:54.210	9 10	+23.309 +0.035	144.7
20 94 C. BROEREN		Zilhouette	ZIL	2:54.252	9 10	+23.351 +0.042	144.7
21 10 M. WIERINGA		Zilhouette	ZIL	2:54.494	9 10	+23.593 +0.242	144.5
22 81 B. BLAAK		Zilhouette	ZIL	2:54.530	8 10	+23.629 +0.036	144.5
23 61 B. WEERING		Zilhouette	ZIL	2:55.089	10 10	+24.188 +0.559	144.0
24 92 M. HERMANS		Zilhouette	ZIL	2:55.110	5 9	+24.209 +0.021	144.0
25 926 R. VAN VLIET		Cayman	GT	2:56.039	2 8	+25.138 +0.929	143.2
26 919 S. ROEST		944 3.0	GT	2:56.210	9 9	+25.309 +0.171	143.1
27 957 N. STEEHOUWER		Cayman	GT	2:56.651	7 9	+25.750 +0.441	142.7
28 982 N. GEELLEN		Boxster S	GT	2:56.671	4 6	+25.770 +0.020	142.7
29 996 J. VAN PEPERZEEL / P. GEERIS		996 GT3 Cup	RS	2:56.817	3 6	+25.916 +0.146	142.6
30 96 M. VAN DER LYKE		Zilhouette	ZIL	2:57.087	6 10	+26.186 +0.270	142.4
31 910 A. PAASSEN		911 RSR	RS	2:57.687	9 9	+26.786 +0.600	141.9
32 270 B. ARENSEN		Seat Leon	DTC1	2:57.703	9 10	+26.802 +0.016	141.9
33 995 B. GIELEN / R. SMULDERS		944 S2	GT	2:58.742	10 10	+27.841 +1.039	141.1
34 963 P. TER BURG		968	GT	2:59.017	8 8	+28.116 +0.275	140.8
35 990 D. SCHULZ		997 GT3 Cup	RS	2:59.129	6 8	+28.228 +0.112	140.8
36 113 M. BROERSEN		BMW M3	DTC2	2:59.130	10 10	+28.229 +0.001	140.8
37 40 G. LEKKERKERKER / T. VAN OTTERLOO		BMW E36	BMW	2:59.412	4 9	+28.511 +0.282	140.5
38 918 M. BRAAKMAN		944 3.0	GT	3:00.421	6 6	+29.520 +1.009	139.8
39 907 S. D'ANJOU		CAYMAN	GT	3:00.879	10 10	+29.978 +0.458	139.4
40 992 R. SLUITER		Cayman	GT	3:01.589	3 8	+30.688 +0.710	138.9
41 123 F. BROERSEN		BMW M3	DTC2	3:01.657	6 7	+30.756 +0.068	138.8
42 38 A. WIEGERS / D. MEENDERING		BMW E36	BMW	3:01.670	8 9	+30.769 +0.013	138.8
43 106 J. ARENSEN		BMW GTR	DTC1	3:02.273	4 4	+31.372 +0.603	138.3
44 44 R. ACKERMANN		BMW E36	BMW	3:02.302	9 10	+31.401 +0.029	138.3
45 67 R. TER VELDE / M. TER VELDE		BMW E36	BMW	3:02.725	7 7	+31.824 +0.423	138.0
46 8 P. KROEZE / M. KRUGER		BMW E36	BMW	3:02.906	6 9	+32.005 +0.181	137.9
47 987 J. HULSEBOS		Cayman	GT	3:02.985	2 4	+32.084 +0.079	137.8
48 914 W. GROENEWOUD		Boxster	BOXSTER	3:03.954	9 9	+33.053 +0.969	137.1
49 952 A. JONKMAN		Cayman	GT	3:04.938	6 9	+34.037 +0.984	136.3
50 47 M. SCHUTTE		BMW E36	BMW	3:05.210	8 9	+34.309 +0.272	136.1
51 43 A. BAKKER		BMW E36	BMW	3:05.783	9 10	+34.882 +0.573	135.7
52 29 G. LAND / J. LAND		BMW E36	BMW	3:06.133	8 9	+35.232 +0.350	135.5
53 18 N. HERMANS		BMW E36	BMW	3:06.456	9 9	+35.555 +0.323	135.2
54 983 R. VAESSEN		Boxster	BOXSTER	3:06.687	8 8	+35.786 +0.231	135.1
55 74 P. CASPERS / E. MIK		BMW E36	BMW	3:06.842	5 7	+35.941 +0.155	134.9
56 12 M. VAN DIJK / J. ZWIEP		BMW E36	BMW	3:06.865	9 9	+35.964 +0.023	134.9
57 128 J. HARPER		BMW M3	DTC2	3:07.375	7 9	+36.474 +0.510	134.6
58 39 T. VAN BAAST / J. VISSER		BMW E36	BMW	3:07.601	8 8	+36.700 +0.226	134.4
59 328 M. DE WIT		Vege Series	DTC1	3:07.717	6 9	+36.816 +0.116	134.3
60 908 R. NOOIJ		944 Cup	944	3:07.726	8 9	+36.825 +0.009	134.3
61 21 H. JENSMAN		BMW E36	BMW	3:07.825	8 9	+36.924 +0.099	134.2
62 31 M. VAN OLST / R. VAN DER SCHEER		BMW E36	BMW	3:08.347	8 8	+37.446 +0.522	133.9
63 975 P. VD BERG		968	944	3:08.727	8 8	+37.826 +0.380	133.6
64 9 D. EMAAR / D. EMAAR JR		BMW E36	BMW	3:11.792	8 8	+40.891 +3.065	131.5
65 48 G. KALKHUIS		BMW E36	BMW	3:13.468	5 9	+42.567 +1.676	130.3



ACNN
SPA EURO RACE
FREE PRACTICE

Classification


No Drivers	Team	Car	Cl.	Time	Lap Total	Gap	Kph
66900 M. OOSTRUM		944	944	3:13.921	6 9	+43.020 +0.453	130.0
67902 E. KLOOSTER		944	944	3:14.391	5 9	+43.490 +0.470	129.7
68 23 H. VAN NORDEN / R. VAN HIERDEN		BMW E36	BMW	3:16.035	8 9	+45.134 +1.644	128.6
69986 J. OFFRINGA		Boxster	BOXSTER	3:16.732	5 9	+45.831 +0.697	128.2
70145 A. NEUMANN		BMW 120D	DTC2	3:17.155	8 9	+46.254 +0.423	127.9
71944 P. VAN DER TOORN VRIJTHOFF		944	944	3:25.046	4 6	+54.145 +7.891	123.0
72904 S. BAKKER		944	944	3:26.658	7 8	+55.757 +1.612	122.0
73 49 S. STIKSMA		BMW E36	BMW				
74299 H. OOSTEN / P. TEEKENS		Porsche GT3	DTC1				
75905 R. BUITENDIJK		997 GT3 Cup	PCR				

Fastest Lap:	Lap 3	Floris DULLAART	2:30.901	167.1 Kph
---------------------	-------	-----------------	-----------------	-----------

Published at:

Track Status: **DRY**


Race Director	Timekeeper:
----------------------	--------------------



ACNN
SPA EURO RACE
FREE PRACTICE

Best Sector Times


Sector 1		Sector 2		Sector 3		No Team	Class	Ideal Lap	Best Lap
No Driver	Time	No Driver	Time	No Driver	Time				
1	115 F.DULLAART	41.489	115 F.DULLAART	1:10.389	115 F.DULLAART	38.071	DTC1	2:29.949	2:30.901 (1)
2	126 J.JANSEN	42.567	909 H.HOEFFNER	1:11.187	909 H.HOEFFNER	38.811	RS	2:32.696	2:33.278 (2)
3	909 H.HOEFFNER	42.698	126 J.JANSEN	1:12.225	126 J.JANSEN	40.111	RS	2:34.903	2:34.903 (3)
4	980 A.POELL	44.268	77 R.SULMA	1:13.342	961 E.VAN WIJNGAARDEN	40.961	RS	2:40.321	2:40.859 (5)
5	961 E.VAN WIJNGAARDEN	44.347	997 J.ALBERT	1:13.809	980 A.POELL	41.065	RS	2:40.496	2:40.751 (4)
6	997 J.ALBERT	45.643	980 A.POELL	1:14.988	77 R.SULMA	41.467	RS	2:41.256	2:41.376 (6)
7	77 R.SULMA	45.687	961 E.VAN WIJNGAARDEN	1:15.968	997 J.ALBERT	41.804	RS	2:41.276	2:41.976 (7)
8	991 J.SCHULZ	45.837	81 B.BLAAK	1:16.875	976 C.VERHOOG	42.114	RS	2:45.800	2:49.692 (10)
9	976 C.VERHOOG	46.745	976 C.VERHOOG	1:16.941	991 J.SCHULZ	42.859	RS	2:46.936	2:48.642 (8)
10	911 H.VAN SPRONSEN	46.953	106 J.ARENDSEN	1:17.141	176 S.JANSEN	43.030	DTC1	2:47.700	2:49.542 (9)
11	305 C.VERKUIJLEN	47.179	176 S.JANSEN	1:17.250	305 C.VERKUIJLEN	43.315	DTC1	2:48.239	3:02.273 (43)
12	106 J.ARENDSEN	47.276	3 S.DE LANGE	1:17.885	911 H.VAN SPRONSEN	43.664	DTC2	2:48.520	2:50.194 (12)
13	176 S.JANSEN	47.420	305 C.VERKUIJLEN	1:18.026	259 W.SANDKUIJL	43.718	RS	2:49.895	2:50.169 (11)
14	996 J.VAN PEPPERZEEL	47.562	265 G.BARTELS	1:18.047	106 J.ARENDSEN	43.822	DTC2	2:51.434	2:52.081 (13)
15	990 D.SCHULZ	48.432	69 J.DRENTH	1:18.179	265 G.BARTELS	44.028	DTC2	2:52.082	2:52.831 (15)
16	227 J.VAN DEN OUTENHAAR	48.451	98 J.HOEKSTRA	1:18.226	227 J.VAN DEN OUTENHAAR	44.107	DTC2	2:52.192	2:52.778 (14)
17	270 B.ARENDSEN	49.133	991 J.SCHULZ	1:18.240	94 C.BROEREN	44.460	RS	2:52.204	2:56.817 (29)
18	259 W.SANDKUIJL	49.159	61 B.WEERING	1:18.267	989 H.VAN NOREL	44.650	ZIL	2:52.690	2:54.530 (22)
19	265 G.BARTELS	49.359	10 M.WIERINGA	1:18.491	990 D.SCHULZ	44.653	ZIL	2:53.290	2:53.659 (16)
20	910 A.PAASSEN	49.484	926 R.VAN VLIET	1:18.970	10 M.WIERINGA	44.751	ZIL	2:53.525	2:54.210 (19)
21	957 N.STEEHOUWER	49.527	989 H.VAN NOREL	1:19.044	81 B.BLAAK	44.765	GT	2:53.600	2:56.776 (17)
22	926 R.VAN VLIET	49.774	94 C.BROEREN	1:19.121	996 J.VAN PEPPERZEEL	44.813	ZIL	2:53.832	2:54.252 (20)
23	92 M.HERMANS	49.824	259 W.SANDKUIJL	1:19.205	69 J.DRENTH	44.907	GT	2:53.964	2:56.039 (25)
24	982 N.GEELLEN	49.833	911 H.VAN SPRONSEN	1:19.278	98 J.HOEKSTRA	44.950	ZIL	2:54.020	2:54.175 (18)
25	989 H.VAN NOREL	49.906	92 M.HERMANS	1:19.314	3 S.DE LANGE	45.023	ZIL	2:54.209	2:55.110 (24)
26	94 C.BROEREN	50.250	919 S.ROEST	1:19.323	92 M.HERMANS	45.071	ZIL	2:54.335	2:54.494 (21)
27	3 S.DE LANGE	50.382	227 J.VAN DEN OUTENHAAR	1:19.634	926 R.VAN VLIET	45.220	RS	2:54.531	2:59.129 (35)
28	69 J.DRENTH	50.439	996 J.VAN PEPPERZEEL	1:19.829	919 S.ROEST	45.226	ZIL	2:54.982	2:55.089 (23)
29	907 S.D'ANJOU	50.469	123 F.BROERSEN	1:19.875	982 N.GEELLEN	45.325	GT	2:55.435	2:56.651 (27)
30	963 P.TER BURG	50.665	96 M.VAN DER LYKE	1:19.898	910 A.PAASSEN	45.389	GT	2:55.557	2:56.210 (26)
31	98 J.HOEKSTRA	50.844	113 M.BROERSEN	1:20.279	957 N.STEEHOUWER	45.438	RS	2:55.768	2:57.687 (31)
32	919 S.ROEST	51.008	957 N.STEEHOUWER	1:20.470	61 B.WEERING	45.472	GT	2:55.917	2:56.671 (28)
33	81 B.BLAAK	51.050	995 B.GIELEN	1:20.488	270 B.ARENDSEN	45.491	DTC1	2:56.031	2:57.703 (32)
34	10 M.WIERINGA	51.093	40 G.LEKKERKERKER	1:20.718	96 M.VAN DER LYKE	45.508	ZIL	2:57.087	2:57.087 (30)
35	992 R.SLUITER	51.218	982 N.GEELLEN	1:20.759	963 P.TER BURG	45.875	GT	2:58.207	2:59.017 (34)
36	61 B.WEERING	51.243	910 A.PAASSEN	1:20.895	987 J.HULSEBOS	46.001	GT	2:58.742	2:58.742 (33)
37	995 B.GIELEN	51.409	918 M.BRAAKMAN	1:21.269	40 G.LEKKERKERKER	46.274	DTC2	2:59.130	2:59.130 (36)
38	96 M.VAN DER LYKE	51.681	270 B.ARENDSEN	1:21.407	918 M.BRAAKMAN	46.317	BMW	2:59.412	2:59.412 (37)
39	987 J.HULSEBOS	51.753	38 A.WIEGERS	1:21.426	113 M.BROERSEN	46.332	GT	2:59.847	3:00.421 (38)
40	123 F.BROERSEN	52.017	990 D.SCHULZ	1:21.446	8 P.KROEZE	46.403	DTC2	2:59.985	3:01.657 (41)
41	952 A.JONKMAN	52.018	963 P.TER BURG	1:21.667	992 R.SLUITER	46.555	GT	3:00.164	3:00.879 (39)
42	918 M.BRAAKMAN	52.261	44 R.ACKERMANN	1:21.897	907 S.D'ANJOU	46.716	GT	3:00.389	3:02.985 (47)
43	40 G.LEKKERKERKER	52.420	914 W.GROENEWOUDE	1:22.535	995 B.GIELEN	46.845	GT	3:01.185	3:01.589 (40)
44	113 M.BROERSEN	52.519	987 J.HULSEBOS	1:22.635	38 A.WIEGERS	46.902	BMW	3:01.214	3:01.670 (42)
45	8 P.KROEZE	52.616	74 P.CASPERS	1:22.646	44 R.ACKERMANN	46.994	BMW	3:01.639	3:02.302 (44)
46	67 R.TER VELDE	52.661	67 R.TER VELDE	1:22.803	952 A.JONKMAN	47.116	BMW	3:01.895	3:02.906 (46)
47	44 R.ACKERMANN	52.748	8 P.KROEZE	1:22.876	67 R.TER VELDE	47.261	BMW	3:02.725	3:02.725 (45)
48	38 A.WIEGERS	52.886	907 S.D'ANJOU	1:22.979	983 R.VAESEN	47.386	BOXSTER	3:03.954	3:03.954 (48)
49	914 W.GROENEWOUDE	53.533	47 M.SCHUTTE	1:23.268	12 M.VAN DIJK	47.736	GT	3:04.759	3:04.938 (49)
50	29 G.LAND	53.564	43 A.BAKKER	1:23.288	39 T.VAN BAAST	47.799	BMW	3:05.206	3:05.210 (50)
51	128 J.HARPER	53.604	18 N.HERMANS	1:23.308	914 W.GROENEWOUDE	47.886	BMW	3:05.269	3:07.601 (58)
52	39 T.VAN BAAST	53.631	992 R.SLUITER	1:23.412	43 A.BAKKER	47.950	BMW	3:05.393	3:05.783 (51)
53	47 M.SCHUTTE	53.947	39 T.VAN BAAST	1:23.839	31 M.VAN OLST	47.991	BMW	3:05.752	3:06.456 (53)
54	43 A.BAKKER	54.155	29 G.LAND	1:23.969	47 M.SCHUTTE	47.991	BMW	3:05.909	3:06.133 (52)
55	18 N.HERMANS	54.259	328 M.DE WIT	1:24.035	21 H.JENSMA	48.016	BMW	3:06.168	3:06.842 (55)
56	12 M.VAN DIJK	54.279	31 M.VAN OLST	1:24.042	908 R.NOOIJ	48.075	BOXSTER	3:06.207	3:06.687 (54)



ACNN
SPA EURO RACE
FREE PRACTICE

Best Sector Times


Sector 1		Sector 2		Sector 3		No Team	Class	Ideal Lap	Best Lap
No Driver	Time	No Driver	Time	No Driver	Time				
57 21 H.JENSMA	54.369	983 R.VAESSEN	1:24.250	123 F.BROERSEN	48.093	57 128	DTC2	3:06.309	3:07.375 (57)
58 983 R.VAESSEN	54.571	12 M.VAN DIJK	1:24.311	975 P.VD BERG	48.129	58 12	BMW	3:06.326	3:06.865 (56)
59 74 P.CASPERS	54.784	128 J.HARPER	1:24.372	18 N.HERMANS	48.185	59 21	BMW	3:07.034	3:07.825 (61)
60 23 R.VAN HIERDEN	55.138	908 R.NOOIJ	1:24.396	328 M.DE WIT	48.187	60 328	DTC1	3:07.693	3:07.717 (59)
61 908 R.NOOIJ	55.255	975 P.VD BERG	1:24.495	128 J.HARPER	48.333	61 908	944	3:07.726	3:07.726 (60)
62 9 D.EMAAR	55.465	21 H.JENSMA	1:24.649	29 G.LAND	48.376	62 31	BMW	3:08.347	3:08.347 (62)
63 328 M.DE WIT	55.471	48 G.KALKHUIS	1:25.060	74 P.CASPERS	48.738	63 975	944	3:08.727	3:08.727 (63)
64 986 J.OFFRINGA	55.899	952 A.JONKMAN	1:25.625	9 D.EMAAR	49.143	64 48	BMW	3:11.185	3:13.468 (65)
65 975 P.VD BERG	56.103	902 E.KLOOSTER	1:26.305	902 E.KLOOSTER	49.619	65 9	BMW	3:11.792	3:11.792 (64)
66 48 G.KALKHUIS	56.235	900 M.OOSTRUM	1:26.440	48 G.KALKHUIS	49.890	66 23	BMW	3:13.479	3:16.035 (68)
67 31 M.VAN OLST	56.314	9 D.EMAAR	1:27.184	900 M.OOSTRUM	50.283	67 902	944	3:13.501	3:14.391 (67)
68 900 M.OOSTRUM	57.198	145 A.NEUMANN	1:27.754	145 A.NEUMANN	50.343	68 900	944	3:13.921	3:13.921 (66)
69 902 E.KLOOSTER	57.577	23 R.VAN HIERDEN	1:27.853	986 J.OFFRINGA	50.396	69 986	BOXSTER	3:15.505	3:16.732 (69)
70 145 A.NEUMANN	57.612	986 J.OFFRINGA	1:29.210	23 R.VAN HIERDEN	50.488	70 145	DTC2	3:15.709	3:17.155 (70)
71 944 ^{P.VAN DER TOORN} VRUTHOFF	59.370	944 ^{P.VAN DER TOORN} VRUTHOFF	1:30.369	944 ^{P.VAN DER TOORN} VRUTHOFF	51.996	71 944	944	3:21.735	3:25.046 (71)
72 904 S.BAKKER	1:00.686	904 S.BAKKER	1:31.275	904 S.BAKKER	54.650	72 904	944	3:26.611	3:26.658 (72)



ACNN
SPA EURO RACE
FREE PRACTICE

Best Top Speed

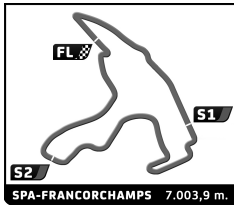
Team	Car	Class	Top Speed Driver	Top 1		Top 2		Top 3		Top 4		Top 5	
				Kph	Lap	Kph	Lap	Kph	Lap	Kph	Lap	Kph	Lap
126	991 GT3 Cup	RS	J. JANSEN	262.1	5	258.4	7	257.8	6	255.3	10	254.1	4 257,5
115	Porsche GT3	DTC1	F. DULLAART	260.2	3	254.1	6	253.5	8	251.2	2	251.2	4 254,0
909	997 GT3 Cup	RS	H. HOFFNER	255.9	4	255.3	5	254.7	9	250.6	2	249.4	7 253,2
997	991 GT3 Cup	RS	J. ALBERT	239.5	6	237.4	5	218.6	4	207.3	2	191.5	1 218,9
77	Cayman GT4	RS	R. SULMA	238.9	9	237.9	8	235.3	10	234.8	7	231.3	5 235,6
961	991 GT3 Cup	RS	E. VAN WILGAARDEN	238.4	9	236.3	4	233.3	10	227.8	8	219.1	6 231,0
305	BMW Compact	DTC2	C. VERKUIJLEN	235.3	4	230.8	7	224.5	8	223.6	3	220.4	9 226,9
980	991 GT3 Cup	RS	A. POELL	234.8	9	233.8	5	232.8	6	229.3	7	223.1	4 230,8
976	RS	RS	C. VERHOOG	227.8	8	222.7	6	220.9	5	220.0	3	217.7	7 221,8
106	BMW GTR	DTC1	J. ARENSEN	226.4	4	201.1	3	192.9	2	152.8	1		193,3
991	996 GT3 Cup	RS	J. SCHULZ	224.5	7	224.5	9	219.1	5	213.9	6	206.1	8 217,6
227	BMW M3	DTC2	J. VAN DEN OUDENAR	223.6	9	220.0	4	218.6	7	216.0	5	210.5	6 217,7
996	996 GT3 Cup	RS	J. VAN PEPPERZEEL	223.1	5	217.7	6	200.4	4	182.1	3	180.3	2 200,7
259	BMW M3	DTC2	W. SANDKUIJL	222.7	3	221.8	4	221.3	6	216.0	5	208.1	2 218,0
911	996 GT3 Cup	RS	H. VAN DER WEELEN N. STEEHOUWER	221.8	9	212.2	10	211.8	8	210.1	7	199.6	3 211,1
957	Cayman	GT	H. VAN NOREL	217.7	7	216.0	8	200.4	4	185.6	2	182.7	3 200,5
989	Cayman	GT	H. VAN NOREL	217.3	9	216.4	6	216.0	7	209.7	8	209.3	5 213,7
926	Cayman	GT	R. VAN VLIET	217.3	7	211.4	2	211.4	5	211.4	6	211.4	8 212,6
176	BMW GTR	DTC1	S. JANSEN	215.1	10	214.3	8	211.4	9	207.7	7	200.7	4 209,8
990	997 GT3 Cup	RS	D. SCHULZ	214.3	7	197.1	3	193.5	6	192.9	8	190.8	5 197,7
265	BMW Z3	DTC2	G. BARTELS	212.2	10	210.1	5	209.7	4	208.5	9	206.9	8 209,5
907	CAYMAN	GT	S. D'ANJOU	207.7	7	207.3	3	201.9	8	201.1	9	200.4	4 203,7
982	Boxster S	GT	N. GEELEN	206.5	6	203.8	4	198.9	5	179.7	3	155.2	2 188,8
963	968	GT	P. TER BURG	205.3	2	204.5	3	203.4	5	193.9	7	189.1	6 199,2
952	Cayman	GT	A. JONKMAN	204.9	7	201.5	9	192.9	8	184.6	5	183.4	4 193,5
92	Zilhouette	ZIL	M. HERMANS	203.8	8	203.8	9	203.4	5	203.0	6	201.1	7 203,0
67	BMW E36	BMW	R. TER VELDE	203.4	6	201.9	7	190.5	4	185.6	3	180.0	2 192,3
98	Zilhouette	ZIL	J. HOEKSTRA	203.0	8	201.1	9	199.6	10	198.2	6	196.7	4 199,7
10	Zilhouette	ZIL	M. WIERINGA	202.6	9	201.5	5	201.5	8	200.0	4	199.6	10 201,0
3	Zilhouette	ZIL	S. DE LANGE	202.2	10	202.2	5	200.4	7	199.3	9	198.9	6 200,6
96	Zilhouette	ZIL	M. VAN DER LYKE	201.9	6	201.1	9	200.4	8	199.6	7	198.5	10 200,3
919	944 3.0	GT	S. ROEST	201.9	3	201.5	5	198.5	7	197.1	9	196.4	4 199,1
113	BMW M3	DTC2	M. BROERSEN	201.5	10	200.4	9	193.5	8	184.6	4	184.3	3 192,9
992	Cayman	GT	R. SLUITER	201.1	4	195.7	5	193.3	8	194.2	6	191.8	2 195,6
94	Zilhouette	ZIL	C. BROEREN	200.4	7	199.6	10	199.6	9	199.6	5	199.3	4 199,7
995	944 S2	GT	B. GIELEN	200.4	6	197.1	10	194.2	8	192.9	9	192.2	3 195,4
40	BMW E36	BMW	G. LEKKERKERKER	198.5	2	196.7	8	195.3	4	195.3	9	192.5	6 195,7
123	BMW M3	DTC2	F. BROERSEN	198.5	4	195.7	6	195.7	7	186.9	2	185.2	3 192,4
910	911 RSR	RS	A. PAASSEN	198.5	7	197.1	5	196.7	9	189.5	4	187.5	6 193,9
38	BMW E36	BMW	A. WIEGERS	197.8	8	197.4	7	193.5	6	192.9	9	191.8	5 194,7
81	Zilhouette	ZIL	B. BLAAK	197.8	10	196.0	8	193.3	9	194.2	5	193.9	2 195,4
61	Zilhouette	ZIL	B. WEERING	196.0	7	195.7	9	195.3	4	194.9	10	194.9	8 195,4
918	944 3.0	GT	M. BRAAKMAN	196.0	4	194.2	6	188.2	5	186.5	3	176.8	2 188,3
69	Zilhouette	ZIL	J. DRENTH	195.7	9	194.2	4	193.9	5	193.2	7	192.9	8 194,0
8	BMW E36	BMW	P. KROEZE	195.3	6	194.6	8	193.5	9	193.2	5	191.8	7 193,7
270	Seat Leon	DTC1	B. ARENSEN	195.3	9	192.9	10	190.1	8	189.8	4	185.9	7 190,8
914	Boxster	BOXSTER	W. GROENEWOUDE	194.6	9	193.5	5	191.5	8	190.8	3	190.5	4 192,2
983	Boxster	BOXSTER	R. VAESSEN	193.5	3	189.1	8	186.5	4	182.4	6	179.4	7 186,2
39	BMW E36	BMW	T. VAN BAAST	193.2	5	186.9	6	183.4	3	183.4	8	180.9	7 185,6
29	BMW E36	BMW	G. LAND	191.8	7	191.5	5	190.5	8	190.1	4	185.6	9 189,9
21	BMW E36	BMW	H. JENSMAN	191.2	8	191.2	9	190.8	6	190.5	7	186.5	4 190,0



ACNN
SPA EURO RACE
FREE PRACTICE

Best Top Speed


Team	Car	Class	Top Speed Driver	Top 1		Top 2		Top 3		Top 4		Top 5		
				Kph	Lap	Kph	Lap	Kph	Lap	Kph	Lap	Kph	Lap	Avg
23	BMW E36	BMW	R. VAN	190.5	4	184.6	9	183.7	8	180.3	5	179.1	7	183,6
74	BMW E36	BMW	P. CASPERS	190.5	3	189.5	5	185.9	6	185.6	4	184.9	7	187,3
128	BMW M3	DTC2	J. HARPER	190.5	7	186.9	3	184.3	9	184.0	8	183.1	4	185,8
31	BMW E36	BMW	M. VAN OLST	190.1	5	187.8	8	186.9	7	175.6	4	173.1	6	182,7
43	BMW E36	BMW	A. BAKKER	190.1	5	189.1	4	188.2	9	185.2	8	185.2	7	187,6
9	BMW E36	BMW	D. EMAAR	189.8	8	186.9	7	179.1	6	178.5	3	172.8	4	181,4
18	BMW E36	BMW	N. HERMANS	188.8	7	188.2	9	187.2	8	186.9	5	186.2	6	187,5
44	BMW E36	BMW	R.	188.8	8	188.2	4	187.5	3	186.5	10	183.4	9	186,9
987	Cayman	GT	J. HULSEBOS	186.9	2	166.4	4	146.5	1	142.3	3			160,5
328	Vege Series	DTC1	M. DE WIT	186.5	6	184.6	4	184.3	7	183.1	9	182.4	5	184,2
48	BMW E36	BMW	G. KALKHUIS	185.6	9	184.3	7	180.6	6	178.2	5	173.9	4	180,5
47	BMW E36	BMW	M. SCHUTTE	185.6	8	184.3	7	184.3	9	181.5	4	180.6	5	183,3
986	Boxster	BOXSTER	J. OFFRINGA	184.9	4	184.0	8	183.1	5	182.7	7	170.6	9	181,1
975	968	944	P. VD BERG	184.3	8	183.1	6	182.1	7	180.0	5	178.5	4	181,6
908	944 Cup	944	R. NOOIJ	184.0	6	184.0	8	182.4	2	177.6	5	177.0	3	181,0
12	BMW E36	BMW	M. VAN DIJK	183.7	8	183.4	3	180.3	6	180.0	9	176.8	4	180,8
902	944	944	E. KLOOSTER	178.8	8	178.5	9	177.6	7	177.0	5	173.6	6	177,1
145	BMW 120D	DTC2	A. NEUMANN	178.5	7	178.5	9	177.9	3	177.0	6	174.8	8	177,3
900	944	944	M. OOSTRUM	177.9	8	175.3	7	173.9	6	172.8	4	172.2	5	174,4
904	944	944	S. BAKKER	166.2	5	165.6	7	164.6	6	163.6	3	158.8	8	163,8
944	944	944	P. VAN DER TOORN VLIETHOFF	165.4	5	164.1	6	161.7	2	160.7	4	154.9	3	161,4
49	BMW E36	BMW												
299	Porsche GT3	DTC1												
905	997 GT3 Cup	PCR												



ACNN
SPA EURO RACE
FREE PRACTICE

Fastest Lap Sequence

Elapsed	No Team	Car	Class	Driver	Time	Kph	Lap
6:08.953	909	997 GT3 Cup	RS	Henrik HOEFFNER	2:36.030	161.6	2
8:42.231	909	997 GT3 Cup	RS	Henrik HOEFFNER	2:33.278	164.5	3
8:42.384	115	Porsche GT3	DTC1	Floris DULLAART	2:30.901	167.1	3




ACNN SPA EURO RACE FREE PRACTICE

Sector Analysis

■ Personal Best
 ■ Session Best
 ■ Crossing the finish line in the pit lane

Lap	D	Time	Sector 1	Sector 2	Sector 3	T.Spd	Elapsed	Lap	D	Time	Sector 1	Sector 2	Sector 3	T.Spd	Elapsed
3 1.Sam DE LANGE Zilhouette ZIL								6 1 3:08.479 55.417 1:24.770 48.292 180.3 21:06.747							
1 1 4:18.301 1:59.919 1:29.791 48.591 154.5 4:18.301								7 1 3:11.618 54.521 1:27.592 49.505 175.9 24:18.365							
2 1 3:01.646 55.015 1:19.451 47.180 194.9 7:19.947								8 1 3:07.381 55.334 1:24.311 47.736 183.7 27:25.746							
3 1 2:58.751 52.289 1:20.763 45.699 176.8 10:18.698								9 1 3:06.865 54.279 1:24.706 47.880 180.0 30:32.611							
4 1 2:56.849 52.030 1:19.666 45.153 195.7 13:15.547															
5 1 2:56.775 50.759 1:19.588 46.428 202.2 16:12.322															
6 1 2:56.080 51.713 1:18.280 46.087 198.9 19:08.402															
7 1 3:00.462 50.762 1:19.276 50.424 200.4 22:08.864															
8 1 3:01.545 51.266 1:23.371 46.908 198.5 25:10.409															
9 1 2:53.659 50.751 1:17.885 45.023 199.3 28:04.068															
10 1 2:56.173 50.382 1:20.488 45.303 202.2 31:00.241															
8 1.Patrick KROEZE BMW E36 BMW								18 1.Noah HERMANS BMW E36 BMW							
2. Matthieu KRUGER															
1 1 5:32.664 2:56.609 1:36.193 59.862 133.3 5:32.664								1 1 3:40.768 1:12.284 1:34.068 54.416 136.0 3:40.768							
2 1 3:06.015 54.656 1:23.406 47.953 185.6 8:38.679								2 1 3:34.826 B 57.077 1:29.328 1:08.421 184.6 7:15.594							
3 1 3:06.224 55.798 1:23.171 47.255 189.5 11:44.903								3 1 5:48.319 3:34.999 1:24.537 48.783 182.4 13:03.913							
4 1 3:06.210 53.985 1:22.996 49.229 189.8 14:51.113								4 1 3:10.611 56.244 1:23.554 50.813 184.0 16:14.524							
5 1 3:04.204 53.073 1:23.822 47.309 193.2 17:55.317								5 1 3:08.522 56.165 1:24.143 48.214 186.9 19:23.046							
6 1 3:02.906 52.616 1:23.725 46.565 195.3 20:58.223								6 1 3:08.098 54.856 1:23.906 49.336 186.2 22:31.144							
7 1 3:04.450 54.404 1:22.876 47.170 191.8 24:02.673								7 1 3:08.335 54.514 1:23.951 49.870 188.8 25:39.479							
8 1 3:04.342 53.267 1:24.672 46.403 194.6 27:07.015								8 1 3:07.811 54.442 1:25.184 48.185 187.2 28:47.290							
9 1 3:05.713 53.057 1:24.714 47.942 193.5 30:12.728								9 1 3:06.456 54.259 1:23.308 48.889 188.2 31:53.746							
9 1.David EMAAR BMW E36 BMW								21 1.Harm JENSMA BMW E36 BMW							
2.Dennis EMAAR JR															
1 1 4:12.902 1:31.506 1:42.081 59.315 125.0 4:12.902								1 1 5:24.583 2:43.135 1:43.787 57.661 117.1 5:24.583							
2 1 3:36.815 1:03.931 1:37.796 55.088 145.2 7:49.717								2 1 3:13.868 58.047 1:26.146 49.675 163.6 8:38.451							
3 1 3:23.382 58.946 1:32.036 52.400 178.5 11:13.099								3 1 3:17.465 57.350 1:30.579 49.536 167.4 11:55.916							
4 1 3:37.782 B 57.849 1:32.817 1:07.116 172.8 14:50.881								4 1 3:08.476 55.338 1:24.649 48.489 186.5 15:04.392							
5 1 6:34.328 4:11.375 1:31.629 51.324 161.9 21:25.209								5 1 3:09.799 55.283 1:26.108 48.408 182.7 18:14.191							
6 1 3:15.065 58.068 1:27.318 49.679 179.1 24:40.274								6 1 3:11.576 54.369 1:27.066 50.141 190.8 21:25.767							
7 1 3:12.953 55.717 1:27.993 49.243 186.9 27:53.227								7 1 3:09.895 54.479 1:24.899 50.517 190.5 24:35.662							
8 1 3:11.792 55.465 1:27.184 49.143 189.8 31:05.019								8 1 3:07.825 54.527 1:25.282 48.016 191.2 27:43.487							
								9 1 3:10.883 54.509 1:27.252 49.122 191.2 30:54.370							
10 1.Mark WIERINGA Zilhouette ZIL								23 1.Henri VAN NORDEN BMW E36 BMW							
2.Jeffrey ZWIEP								2.Ronald VAN HIERDEN							
1 1 3:38.209 1:16.038 1:32.112 50.059 142.3 3:38.209								1 2 4:15.148 1:36.117 1:39.298 59.733 156.3 4:15.148							
2 1 3:01.043 53.202 1:21.424 46.417 182.7 6:39.252								2 2 3:37.927 1:04.281 1:37.413 56.233 150.4 7:53.075							
3 1 2:57.962 51.622 1:18.824 47.516 197.1 9:37.214								3 2 3:21.680 58.962 1:30.912 51.806 175.0 11:14.755							
4 1 2:55.899 51.819 1:19.041 45.039 200.0 12:33.113								4 2 3:17.292 56.136 1:29.061 52.095 190.5 14:32.047							
5 1 2:58.131 51.171 1:21.006 45.954 201.5 15:31.244								5 2 3:16.099 57.467 1:27.853 50.779 180.3 17:48.146							
6 1 2:57.105 51.352 1:20.770 44.983 192.5 18:28.349								6 2 3:16.403 55.509 1:30.406 50.488 170.3 21:04.549							
7 1 2:57.714 51.093 1:21.267 45.354 199.3 21:26.063								7 2 3:17.791 55.403 1:30.169 52.219 179.1 24:22.340							
8 1 2:57.930 51.408 1:21.232 45.290 201.5 24:23.993								8 2 3:16.035 55.745 1:29.526 50.764 183.7 27:38.375							
9 1 2:54.494 51.252 1:18.491 44.751 202.6 27:18.487								9 2 3:18.649 55.138 1:31.540 51.971 184.6 30:57.024							
10 1 3:03.328 52.252 1:22.865 48.211 199.6 30:21.815															
12 1.Maurice VAN DIJK BMW E36 BMW								29 1.Gerrit LAND BMW E36 BMW							
2.Jeffrey ZWIEP								2.Johan LAND							
1 1 5:21.586 2:51.911 1:36.622 53.053 142.9 5:21.586								1 1 5:03.387 2:32.009 1:37.437 53.941 138.3 5:03.387							
2 1 3:11.306 55.182 1:27.476 48.648 173.9 8:32.892								2 1 3:12.296 56.209 1:26.400 49.687 176.2 8:15.683							
3 1 3:08.488 55.250 1:25.078 48.160 183.4 11:41.380								3 1 3:13.724 54.948 1:26.760 52.016 174.5 11:29.407							
4 1 3:08.209 54.286 1:25.803 48.120 176.8 14:49.589								4 1 3:07.716 54.671 1:24.495 48.550 190.1 14:37.123							
5 1 3:08.679 54.332 1:25.901 48.446 176.5 17:58.268								5 1 3:07.915 54.283 1:25.035 48.597 191.5 17:45.038							
								6 1 3:08.328 54.946 1:24.875 48.507 182.4 20:53.366							
								7 1 3:06.931 54.539 1:24.016 48.376 191.8 24:00.297							
								8 1 3:06.133 53.564 1:23.969 48.600 190.5 27:06.430							
								9 1 3:08.313 53.725 1:25.135 49.453 185.6 30:14.743							
31 1.Mark VAN OLST BMW E36 BMW								31 1.Mark VAN OLST BMW E36 BMW							
2.Robert VAN DER SCHEER								2.Robert VAN DER SCHEER							
1 1 4:23.680 1:52.051 1:37.696 53.933 140.8 4:23.680								1 1 4:23.680 1:52.051 1:37.696 53.933 140.8 4:23.680							
2 1 3:29.851 1:00.709 1:34.253 54.889 167.7 7:53.531								2 1 3:29.851 1:00.709 1:34.253 54.889 167.7 7:53.531							




ACNN
SPA EURO RACE
FREE PRACTICE

Sector Analysis

Personal Best Session Best B Crossing the finish line in the pit lane

Lap	D	Time	Sector 1	Sector 2	Sector 3	T.Sp	Elapsed	Lap	D	Time	Sector 1	Sector 2	Sector 3	T.Sp	Elapsed
38 1. Auke WIEGERS BMW E36 2. Daniel MEENDERING BMW															
1	1	3:24.873	1:00.460	1:30.954	51.851	170.9	11:15.293	1	1	3:34.992	1:07.909	1:35.060	52.023	130.6	3:34.992
2	1	3:19.530	56.726	1:32.454	50.350	175.6	14:34.823	2	1	3:07.298	54.857	1:24.356	48.085	180.6	6:42.290
3	1	3:27.571	B 58.008	1:28.291	1:01.272	190.1	18:02.394	3	1	3:04.270	53.601	1:22.796	47.873	187.5	9:46.560
4	1	5:43.437	3:24.427	1:27.051	51.959	173.1	23:45.831	4	1	3:03.224	53.290	1:22.940	46.994	188.2	12:49.784
5	1	3:13.247	58.614	1:25.157	49.476	186.9	26:59.078	5	1	3:07.555	55.360	1:25.076	47.119	149.4	15:57.339
6	1	3:08.347	56.314	1:24.042	47.991	187.8	30:07.425	6	1	3:18.745	B 52.748	1:22.863	1:03.134	181.8	19:16.084
7	1							7	1	4:27.405	2:14.436	1:23.610	49.359	181.8	23:43.489
8	1							8	1	3:03.862	53.794	1:21.897	48.171	188.8	26:47.351
9	1							9	1	3:02.302	52.832	1:22.376	47.094	183.4	29:49.653
10	1							10	1	3:03.424	53.241	1:22.305	47.878	186.5	32:53.077
39 1. Twan VAN BAAST BMW E36 2. Jur VISSER BMW															
1	1	3:24.873	1:00.460	1:34.064	50.349	137.2	3:24.873	1	1	4:11.472	1:23.093	1:49.343	59.036	83.5	4:11.472
2	1	3:06.642	54.591	1:23.812	48.239	189.1	6:31.515	2	1	3:36.765	1:03.843	1:38.320	54.602	155.4	7:48.237
3	1	3:07.606	54.261	1:24.681	48.664	177.0	9:39.121	3	1	3:24.909	1:01.608	1:31.782	51.519	175.3	11:13.146
4	1	3:22.197	B 53.186	1:24.556	1:04.455	183.7	13:01.318	4	1	3:27.411	B 55.976	1:25.179	1:06.256	181.5	14:40.557
5	1	5:23.702	3:12.428	1:23.956	47.318	191.8	18:25.020	5	1	4:29.833	2:14.440	1:24.279	51.114	180.6	19:10.390
6	1	3:04.064	53.135	1:23.750	47.179	193.5	21:29.084	6	1	3:10.073	56.703	1:24.273	49.097	179.1	22:20.463
7	1	3:04.417	53.899	1:22.500	48.018	197.4	24:33.501	7	1	3:06.506	54.400	1:23.829	48.277	184.3	25:26.969
8	1	3:01.670	53.342	1:21.426	46.902	197.8	27:35.171	8	1	3:05.210	53.951	1:23.268	47.991	185.6	28:32.179
9	1	3:01.701	52.886	1:21.848	46.967	192.9	30:36.872	9	1	3:08.504	53.947	1:25.128	49.429	184.3	31:40.683
40 1. Gerald LEKKERKERKER BMW E36 2. Ton VAN OTTERLOO BMW															
1	1	4:15.412	1:41.914	1:35.072	58.426	133.8	4:15.412	1	1	4:07.833	1:27.069	1:45.300	55.464	134.8	4:07.833
2	1	3:15.193	58.362	1:27.644	49.187	176.2	7:30.605	2	1	3:27.327	1:02.125	1:33.103	52.099	166.4	7:35.160
3	1	3:11.220	55.221	1:26.826	49.173	183.4	10:41.825	3	1	3:22.242	1:00.650	1:30.046	51.546	157.0	10:57.402
4	1	3:19.026	B 53.989	1:25.289	59.748	178.8	14:00.851	4	1	3:15.609	58.042	1:26.886	50.681	173.9	14:13.011
5	1	4:35.051	2:23.413	1:23.839	47.799	193.2	18:35.902	5	1	3:13.468	57.533	1:25.489	50.446	178.2	17:26.479
6	1	3:46.644	B 54.738	1:29.966	1:21.940	186.9	22:22.546	6	1	3:15.476	56.697	1:25.060	53.719	180.6	20:41.955
7	1	6:42.816	4:27.937	1:25.838	49.041	180.9	29:05.362	7	1	3:15.675	56.235	1:29.550	49.890	184.3	23:57.630
8	1	3:07.601	53.631	1:25.527	48.443	183.4	32:12.963	8	1	3:18.314	56.759	1:29.916	51.639	165.4	27:15.944
9	1							9	1	3:16.661	57.600	1:25.626	53.435	185.6	30:32.605
43 1. Arnold BAKKER BMW E36 BMW															
1	1	4:01.696	1:29.253	1:38.211	54.232	150.2	4:01.696	1	1	4:45.236	2:23.060	1:31.551	50.625	170.1	4:45.236
2	1	3:16.425	57.692	1:27.655	51.078	178.2	7:18.121	2	1	3:05.016	53.886	1:23.408	47.722	184.0	7:50.252
3	1	3:12.487	56.302	1:26.753	49.432	182.1	10:30.608	3	1	3:03.140	55.925	1:20.630	46.585	188.5	10:53.392
4	1	3:11.374	57.534	1:24.781	49.059	189.1	13:41.982	4	1	3:02.793	52.306	1:21.899	48.588	195.3	13:56.185
5	1	3:10.503	54.892	1:26.480	49.131	190.1	16:52.485	5	1	3:03.073	53.283	1:22.942	46.848	190.8	16:59.258
6	1	3:12.243	55.107	1:28.409	48.727	184.0	20:04.728	6	1	3:01.891	52.473	1:22.622	46.796	192.9	20:01.149
7	1	3:10.313	54.902	1:26.047	49.364	185.2	23:15.041	7	1	2:59.578	52.330	1:21.123	46.125	196.0	23:00.727
8	1	3:07.578	55.004	1:23.721	48.853	185.2	26:22.619	8	1	2:57.546	51.243	1:19.638	46.665	194.9	25:58.273
9	1	3:05.783	54.545	1:23.288	47.950	188.2	29:28.402	9	1	2:57.420	52.264	1:19.216	45.940	195.7	28:55.693
10	1	3:32.710	B 54.155	1:31.275	1:07.280	184.3	33:01.112	10	1	2:55.089	51.350	1:18.267	45.472	194.9	31:50.782
44 1. Robert ACKERMANN BMW E36 BMW															
1	1	3:50.977	1:10.702	1:34.516	1:05.759	146.5	3:50.977	1	1	3:50.977	1:10.702	1:34.516	1:05.759	146.5	3:50.977
2	1	3:29.156	B 57.222	1:25.347	1:06.587	180.0	7:20.133	2	1	3:29.156	B 57.222	1:25.347	1:06.587	180.0	7:20.133
3	1	11:33.270	9:19.376	1:24.966	48.928	185.6	18:53.403	3	1	3:10.352	55.529	1:24.387	50.436	190.5	22:03.755
4	1	3:09.539	54.657	1:26.911	47.971	172.8	25:13.294	4	1	3:09.539	54.657	1:26.911	47.971	172.8	25:13.294
5	1	3:03.623	53.405	1:22.806	47.412	203.4	28:16.917	5	1	3:03.623	53.405	1:22.806	47.412	203.4	28:16.917
6	1	3:02.725	52.661	1:22.803	47.261	201.9	31:19.642	6	1	3:02.725	52.661	1:22.803	47.261	201.9	31:19.642




ACNN
SPA EURO RACE
FREE PRACTICE

Sector Analysis

Personal Best Session Best B Crossing the finish line in the pit lane

Lap	D	Time	Sector 1	Sector 2	Sector 3	T.Spd	Elapsed	Lap	D	Time	Sector 1	Sector 2	Sector 3	T.Spd	Elapsed	
69		1. Jan Berry DRENTH						Zilhouette ZIL	6	1	2:59.403	50.344	1:22.687	46.372	203.0	21:14.136
	1	4:14.461	1:51.899	1:26.815	55.747	149.2	4:14.461	7	1	3:04.670	50.830	1:25.062	48.778	201.1	24:18.806	
	2	3:03.211	54.332	1:21.061	47.818	188.8	7:17.672	8	1	2:56.904	49.824	1:19.314	47.766	203.8	27:15.710	
	3	2:57.517	51.561	1:19.609	46.347	191.5	10:15.189	9	1	3:01.659	53.496	1:19.757	48.406	203.8	30:17.369	
	4	2:58.597	53.288	1:20.402	44.907	194.2	13:13.786									
	5	2:57.040	51.290	1:19.309	46.441	193.9	16:10.826									
	6	2:55.080	51.282	1:18.544	45.254	189.5	19:05.906									
	7	3:01.451	50.667	1:20.381	50.403	193.2	22:07.357									
	8	3:00.026	50.439	1:24.191	45.396	192.9	25:07.383									
	9	2:54.210	50.893	1:18.179	45.138	195.7	28:01.593									
	10	2:58.368	51.308	1:20.584	46.476	192.5	30:59.961									
74		1. Patrick CASPERS						BMW E36								
		2. Erik MIK						BMW								
	1	3:49.084	1:23.583	1:29.449	56.052	111.0	3:49.084									
	2	3:11.241	56.357	1:24.675	50.209	177.3	7:00.325									
	3	3:19.327	B 54.784	1:22.646	1:01.897	190.5	10:19.652									
	4	6:28.149	4:13.769	1:25.133	49.247	185.6	16:47.801									
	5	3:06.842	55.204	1:22.899	48.739	189.5	19:54.643									
	6	3:10.742	56.614	1:25.390	48.738	185.9	23:05.385									
	7	3:25.027	54.796	1:31.768	58.463	184.9	26:30.412									
77		1. Robert SULMA						Cayman GT4 RS								
	1	4:24.374	2:11.265	1:26.310	46.799	131.7	4:24.374									
	2	2:53.189	51.402	1:17.222	44.565	198.5	7:17.563									
	3	2:53.880	B 46.919	1:14.312	52.649	230.8	10:11.443									
	4	4:42.229	2:46.163	1:13.904	42.162	228.8	14:53.672									
	5	2:44.055	46.772	1:15.816	41.467	231.3	17:37.727									
	6	2:49.387	47.507	1:19.624	42.256	219.1	20:27.114									
	7	2:42.891	46.089	1:14.961	41.841	234.8	23:10.005									
	8	2:45.058	46.429	1:15.229	43.400	237.9	25:55.063									
	9	2:41.436	45.687	1:13.374	42.375	238.9	28:36.499									
	10	2:40.751	45.828	1:13.342	41.581	235.3	31:17.250									
81		1. Bernard BLAAK						Zilhouette ZIL								
	1	3:59.058	1:44.229	1:27.169	47.660	137.2	3:59.058									
	2	2:58.322	52.478	1:19.457	46.387	193.9	6:57.380									
	3	2:54.571	51.909	1:17.355	45.307	192.9	9:51.951									
	4	2:55.007	51.485	1:17.653	45.869	193.5	12:46.958									
	5	2:57.970	52.443	1:20.254	45.273	194.2	15:44.928									
	6	2:55.454	53.814	1:16.875	44.765	188.8	18:40.382									
	7	3:14.891	51.229	1:27.587	56.075	192.5	21:55.273									
	8	2:54.530	51.050	1:17.567	45.913	196.0	24:49.803									
	9	2:56.832	53.102	1:18.090	45.640	195.3	27:46.635									
	10	2:57.129	51.949	1:19.784	45.396	197.8	30:43.764									
92		1. Michael HERMANS						Zilhouette ZIL								
	1	4:16.792	1:57.328	1:31.068	48.396	142.5	4:16.792									
	2	3:17.701	B 57.403	1:25.439	54.859	169.0	7:34.493									
	3	4:48.607	2:37.693	1:23.345	47.569	194.6	12:23.100									
	4	2:56.523	51.621	1:19.660	45.242	198.2	15:19.623									
	5	2:55.110	50.439	1:19.600	45.071	203.4	18:14.733									
94		1. Carlo BROEREN						Zilhouette ZIL								
	1	3:36.775	1:11.396	1:34.207	51.172	143.0	3:36.775									
	2	2:57.365	52.501	1:20.232	44.632	196.7	6:34.140									
	3	2:59.555	51.329	1:21.051	47.175	197.1	9:33.695									
	4	2:58.040	50.949	1:21.182	45.909	199.3	12:31.735									
	5	2:56.200	51.201	1:20.004	44.995	199.6	15:27.935									
	6	2:55.590	50.804	1:19.377	45.409	197.1	18:23.525									
	7	2:59.330	50.251	1:23.484	45.595	200.4	21:22.855									
	8	2:59.228	51.559	1:22.358	45.311	187.2	24:22.083									
	9	2:54.252	50.671	1:19.121	44.460	199.6	27:16.335									
	10	2:56.632	51.805	1:19.778	45.049	199.6	30:12.967									
96		1. Marcel VAN DER LYKE						Zilhouette ZIL								
	1	4:01.812	1:41.473	1:28.820	51.519	156.1	4:01.812									
	2	3:08.798	55.225	1:25.778	47.795	192.5	7:10.610									
	3	3:03.872	53.450	1:23.191	47.231	194.6	10:14.482									
	4	3:01.970	54.342	1:21.310	46.318	175.9	13:16.452									
	5	2:58.894	52.668	1:20.117	46.109	197.8	16:15.346									
	6	2:57.087	51.681	1:19.898	45.508	201.9	19:12.433									
	7	3:02.292	52.176	1:20.160	49.956	199.6	22:14.725									
	8	2:59.305	52.523	1:20.242	46.540	200.4	25:14.030									
	9	2:59.327	52.083	1:20.623	46.621	201.1	28:13.357									
	10	2:58.828	52.747	1:20.001	46.080	198.5	31:12.185									
98		1. Jack HOEKSTRA						Zilhouette ZIL								
	1	4:10.318	1:50.558	1:27.368	52.392	126.8	4:10.318									
	2	3:02.270	54.190	1:21.699	46.381	192.2	7:12.588									
	3	3:02.174	53.198	1:21.915	47.061	169.0	10:14.762									
	4	2:58.610	53.495	1:19.993	45.122	196.7	13:13.372									
	5	2:59.476	52.098	1:20.176	47.202	191.5	16:12.848									
	6	2:57.636	52.972	1:18.978	45.686	198.2	19:10.484									
	7	2:58.749	51.228	1:19.640	47.881	196.4	22:09.233									
	8	3:02.118	50.844	1:22.917	48.357	203.0	25:11.351									
	9	2:55.299	51.039	1:18.802	45.458	201.1	28:06.650									
	10	2:54.175	50.999	1:18.226	44.950	199.6	31:00.825									
106		1. Joop ARENSEN						BMW GTR DTC1								
	1	3:41.590	1:13.403	1:35.093	53.094	152.8	3:41.590									
	2	3:04.314	B 48.863	1:20.577	54.874	192.9	6:45.904									
	3	3:46.203	1:41.999	1:20.382	43.822	201.1	10:32.107									
	4	3:02.273	47.276	1:17.141	57.856	226.4	13:34.380									
113		1. Maik BROERSEN						BMW M3 DTC2								
</																




ACNN
SPA EURO RACE
FREE PRACTICE

Sector Analysis

Personal Best Session Best B Crossing the finish line in the pit lane

Lap	D	Time	Sector 1	Sector 2	Sector 3	T.Spd	Elapsed	Lap	D	Time	Sector 1	Sector 2	Sector 3	T.Spd	Elapsed
5	1	3:06.009	54.153	1:23.932	47.924	184.3	15:52.191	3	1	3:23.024	58.118	1:31.784	53.122	177.9	10:29.892
6	1	3:02.313	53.189	1:22.240	46.884	180.6	18:54.504	4	1	3:21.752	58.544	1:30.877	52.331	166.9	13:51.644
7	1	3:08.511	53.110	1:22.830	52.571	184.0	22:03.015	5	1	3:23.491	58.958	1:32.583	51.950	173.9	17:15.135
8	1	3:09.112	52.682	1:27.153	49.277	193.5	25:12.127	6	1	3:22.814	58.889	1:32.005	51.920	177.0	20:37.949
9	1	3:00.709	53.091	1:21.149	46.469	200.4	28:12.836	7	1	3:17.831	57.612	1:29.876	50.343	178.5	23:55.780
10	1	2:59.130	52.519	1:20.279	46.332	201.5	31:11.966	8	1	3:17.155	58.057	1:28.717	50.381	174.8	27:12.935
115 1.Floris DULLAART Porsche GT3 DTC1								176 1.Sjef JANSEN BMW GTR DTC1							
1	1	3:34.706	1:15.447	1:31.829	47.430	138.5	3:34.706	1	1	3:42.075	1:19.658	1:29.567	52.850	153.8	3:42.075
2	1	2:36.777	45.028	1:13.228	38.521	251.2	6:11.483	2	1	3:35.563 B	53.035	1:28.667	1:13.861	196.7	7:17.638
3	1	2:30.901	41.647	1:11.183	38.071	260.2	8:42.384	3	1	4:51.937	2:47.536	1:19.992	44.409	196.7	12:09.575
4	1	2:36.466	45.887	1:12.141	38.438	251.2	11:18.850	4	1	2:51.597	48.463	1:18.144	44.990	200.7	15:01.172
5	1	2:50.189 B	45.774	1:11.672	52.743	248.8	14:09.039	5	1	2:51.382	48.493	1:19.188	43.701	198.5	17:52.554
6	1	5:08.147	3:19.199	1:10.389	38.559	254.1	19:17.186	6	1	2:50.664	49.411	1:17.436	43.817	199.3	20:43.218
7	1	2:35.474	43.159	1:12.046	40.269	246.6	21:52.660	7	1	2:51.295	49.386	1:18.343	43.566	207.7	23:34.513
8	1	2:47.444 B	41.489	1:11.233	54.722	253.5	24:40.104	8	1	2:50.563	47.899	1:17.250	45.414	214.3	26:25.076
123 1.Frank BROERSEN BMW M3 DTC2								227 1.Jacob VAN DEN OUTENA BMW M3 DTC2							
1	1	3:13.341	46.318	1:32.642	54.381	169.5	3:13.341	1	1	3:30.073	1:04.965	1:37.553	47.555	148.8	3:30.073
2	1	3:12.395	55.610	1:27.163	49.622	186.9	6:25.736	2	1	3:01.871	51.560	1:23.755	46.556	197.4	6:31.944
3	1	3:10.261	53.873	1:24.833	51.555	185.2	9:35.997	3	1	3:04.814	50.258	1:24.537	50.019	206.9	9:36.758
4	1	3:09.194	54.961	1:24.395	49.838	198.5	12:45.191	4	1	2:55.596	50.276	1:20.813	44.507	220.0	12:32.354
5	1	3:06.611	52.886	1:23.553	50.172	181.2	15:51.802	5	1	2:53.005	48.981	1:19.903	44.121	216.0	15:25.359
6	1	3:01.657	52.317	1:21.247	48.093	195.7	18:53.459	6	1	2:52.778	48.451	1:20.220	44.107	210.5	18:18.137
7	1	3:26.859 B	52.017	1:19.875	1:14.967	195.7	22:20.318	7	1	3:00.914	49.445	1:26.712	44.757	218.6	21:19.051
126 1.Jos JANSEN 991 GT3 Cup RS								259 1.Wessel SANDKUIJL BMW M3 DTC2							
1	1	6:32.321	4:31.433	1:18.418	42.470	192.9	6:32.321	1	1	16:06.384	...	1:33.688	48.183	141.7	16:06.384
2	1	2:39.423	45.523	1:13.657	40.243	226.9	9:11.744	2	1	3:00.913	50.976	1:24.607	45.330	208.1	19:07.297
3	1	2:40.935	45.553	1:12.546	42.836	252.3	11:52.679	3	1	2:59.276	49.229	1:20.413	49.634	222.7	22:06.573
4	1	2:38.695	43.018	1:13.626	42.051	254.1	14:31.374	4	1	2:56.867	49.621	1:23.528	43.718	221.8	25:03.440
5	1	2:37.445	42.678	1:13.236	41.531	262.1	17:08.819	5	1	2:52.831	49.159	1:19.699	43.973	216.0	27:56.271
6	1	2:38.204	42.710	1:15.344	40.150	257.8	19:47.023	6	1	2:55.148	50.611	1:19.205	45.332	221.3	30:51.419
7	1	2:34.903	42.567	1:12.225	40.111	258.4	22:21.926	265 1.Gijs BARTELS BMW Z3 DTC2							
8	1	2:45.800	43.558	1:18.441	43.801	252.3	25:07.726	1	1	3:35.210	1:09.248	1:35.423	50.539	132.5	3:35.210
9	1	2:38.242	43.424	1:13.105	41.713	233.8	27:45.968	2	1	2:58.629	51.054	1:21.532	46.043	184.3	6:33.839
10	1	2:51.007 B	44.136	1:13.224	53.647	255.3	30:36.975	3	1	3:00.802	51.074	1:21.136	48.592	203.0	9:34.641
128 1.Jos HARPER BMW M3 DTC2								4	1	2:56.364	50.825	1:20.718	44.821	209.7	12:31.005
1	1	3:48.888	58.987	1:45.852	1:04.049	125.3	3:48.888	5	1	3:30.479 B	49.518	1:26.610	1:14.351	210.1	16:01.484
2	1	3:27.722	1:00.081	1:34.078	53.563	182.1	7:16.610	6	1	3:55.520	1:48.127	1:22.672	44.721	200.4	19:57.004
3	1	3:20.612	55.464	1:32.079	53.069	186.9	10:37.222	7	1	2:56.099	52.728	1:18.900	44.471	196.7	22:53.103
4	1	3:19.296	53.874	1:29.330	56.092	183.1	13:56.518	8	1	2:53.147	49.923	1:19.196	44.028	206.9	25:46.250
5	1	3:19.638	54.944	1:32.766	51.928	172.5	17:16.156	9	1	2:52.961	49.700	1:18.047	45.214	208.5	28:39.211
6	1	3:22.967	59.254	1:31.545	52.168	166.7	20:39.123	10	1	2:52.081	49.359	1:18.641	44.081	212.2	31:31.292
7	1	3:07.375	54.019	1:24.372	48.984	190.5	23:46.498								
8	1	3:07.698	53.604	1:25.199	48.895	184.0	26:54.196								
9	1	3:10.540	53.958	1:28.249	48.333	184.3	30:04.736								
145 1.Arnaud NEUMANN BMW 120D DTC2															
1	1	3:37.326	1:03.272	1:38.421	55.633	137.8	3:37.326								
2	1	3:29.542	59.460	1:35.521	54.561	173.4	7:06.868								




ACNN
SPA EURO RACE
FREE PRACTICE

Sector Analysis

Personal Best Session Best B Crossing the finish line in the pit lane

Lap	D	Time	Sector 1	Sector 2	Sector 3	T.Spd	Elapsed	Lap	D	Time	Sector 1	Sector 2	Sector 3	T.Spd	Elapsed	
270	1.	Berry ARENSEN						Seat Leon								
								DTC1								
1	1	3:22.838	57.690	1:35.304	49.844	134.2	3:22.838	5	1	3:14.391	57.577	1:26.305	50.509	177.0	17:57.117	
2	1	3:04.110	51.187	1:25.156	47.767	179.4	6:26.948	6	1	3:17.342	57.645	1:30.078	49.619	173.6	21:14.459	
3	1	3:00.309	50.997	1:23.019	46.293	182.1	9:27.257	7	1	3:17.914	58.153	1:28.469	51.292	177.6	24:32.373	
4	1	3:00.519	49.350	1:24.699	46.470	189.8	12:27.776	8	1	3:18.039	58.456	1:28.299	51.284	178.8	27:50.412	
5	1	3:02.554	49.838	1:24.595	48.121	182.4	15:30.330	9	1	3:19.332	57.981	1:30.308	51.043	178.5	31:09.744	
6	1	3:01.549	50.781	1:23.589	47.179	179.4	18:31.879									
7	1	2:57.876	49.436	1:22.285	46.155	185.9	21:29.755									
8	1	3:02.485	49.455	1:23.747	49.283	190.1	24:32.240									
9	1	2:57.703	49.439	1:22.773	45.491	195.3	27:29.943									
10	1	2:58.122	49.133	1:21.407	47.582	192.9	30:28.065									
305	1.	Charlotte VERKUIJLEN						BMW Compact								
								DTC2								
1	1	3:44.621	1:21.397	1:29.357	53.867	156.3	3:44.621									
2	1	3:05.647	53.615	1:26.758	45.274	187.5	6:50.268									
3	1	2:56.615	49.080	1:20.244	47.291	223.6	9:46.883									
4	1	2:56.943	48.703	1:20.175	48.065	235.3	12:43.826									
5	1	2:50.194	48.223	1:18.026	43.945	217.7	15:34.020									
6	1	2:57.228	52.016	1:19.605	45.607	196.4	18:31.248									
7	1	3:06.348	47.747	1:21.461	57.140	230.8	21:37.596									
8	1	5:27.290	3:19.637	1:22.588	45.065	224.5	27:04.886									
9	1	2:53.598	49.720	1:20.563	43.315	220.4	29:58.484									
10	1	3:04.583	47.179	1:18.867	58.537	216.4	33:03.067									
328	1.	Marnix DE WIT						Vege Series								
								DTC1								
1	1	3:41.024	1:13.159	1:34.349	53.516	137.6	3:41.024									
2	1	3:20.370	57.617	1:30.795	51.958	172.2	7:01.394									
3	1	3:12.543	56.268	1:26.992	49.283	174.5	10:13.937									
4	1	3:13.448	57.243	1:26.209	49.996	184.6	13:27.385									
5	1	3:09.560	56.101	1:25.125	48.334	182.4	16:36.945									
6	1	3:07.717	55.471	1:24.059	48.187	186.5	19:44.662									
7	1	3:25.580	56.112	1:24.035	1:05.433	184.3	23:10.242									
8	1	3:50.025	1:36.899	1:24.309	48.817	182.4	27:00.267									
9	1	3:13.959	55.831	1:28.463	49.665	183.1	30:14.226									
900	1.	Marc OOSTRUM														
								944								
								944								
1	1	4:44.855	2:11.581	1:37.452	55.822	134.3	4:44.855									
2	1	3:24.326	59.626	1:31.220	53.480	161.9	8:09.181									
3	1	3:20.022	59.501	1:28.261	52.260	164.1	11:29.203									
4	1	3:15.761	57.849	1:26.454	51.458	172.8	14:44.964									
5	1	3:16.860	58.122	1:27.831	50.907	172.2	18:01.824									
6	1	3:13.921	57.198	1:26.440	50.283	173.9	21:15.745									
7	1	3:19.120	57.563	1:29.681	51.876	175.3	24:34.865									
8	1	3:16.376	57.791	1:27.257	51.328	177.9	27:51.241									
9	1	3:17.038	57.835	1:28.527	50.676	163.1	31:08.279									
902	1.	Edwin KLOOSTER														
								944								
								944								
1	1	4:42.128	2:10.782	1:36.642	54.704	131.1	4:42.128									
2	1	3:24.792	1:01.235	1:31.131	52.426	169.0	8:06.920									
3	1	3:19.389	59.185	1:29.372	50.832	168.7	11:26.309									
4	1	3:16.417	58.566	1:27.657	50.194	172.8	14:42.726									
904	1.	Sander BAKKER														
								944								
								944								
1	1	5:24.626	2:43.581	1:42.515	58.530	134.0	5:24.626									
2	1	3:45.233	1:05.912	1:41.378	57.943	150.4	9:09.859									
3	1	3:33.635	1:02.990	1:35.545	55.100	163.6	12:43.494									
4	1	3:34.623	1:03.526	1:35.640	55.457	151.7	16:18.117									
5	1	3:32.208	1:00.686	1:35.445	56.077	166.2	19:50.325									
6	1	3:32.359	1:02.551	1:34.935	54.873	164.6	23:22.684									
7	1	3:26.658	1:00.733	1:31.275	54.650	165.6	26:49.342									
8	1	3:31.903	1:01.483	1:34.258	56.162	158.8	30:21.245									
907	1.	Sebastian D'ANJOU														
								CAYMAN								
								GT								
1	1	4:50.506	2:14.189	1:39.053	57.264	129.3	4:50.506									
2	1	3:14.371	54.647	1:30.871	48.853	167.7	8:04.877									
3	1	3:06.434	51.062	1:26.142	49.230	207.3	11:11.311									
4	1	3:05.971	52.064	1:25.822	48.085	200.4	14:17.282									
5	1	3:06.527	52.288	1:24.721	49.518	199.6	17:23.809									
6	1	3:07.246	51.745	1:27.706	47.795	191.2	20:31.055									
7	1	3:05.593	50.925	1:26.222	48.446	207.7	23:36.648									
8	1	3:04.956	52.172	1:24.826	47.958	201.9	26:41.604									
9	1	3:01.736	50.469	1:23.962	47.305	201.1	29:43.340									
10	1	3:00.879	51.184	1:22.979	46.716	193.2	32:44.219									
908	1.	Ruben NOOIJ														
								944 Cup								
								944								
1	1	5:18.632	2:51.239	1:36.210	51.183	143.4	5:18.632									
2	1	3:13.604	57.100	1:26.377	50.127	182.4	8:32.236									
3	1	3:10.982	55.904	1:26.506	48.572	177.0	11:43.218									
4	1	3:10.505	55.856	1:24.687	49.962	169.8	14:53.723									
5	1	3:11.332	55.931	1:26.744	48.657	177.6	18:05.055									
6	1	3:12.171	56.669	1:27.334	48.168	184.0	21:17.226									
7	1	3:14.451	56.407	1:28.079	49.665	170.1	24:31.677									
8	1	3:07.726	55.255	1:24.396	48.075	184.0	27:39.403									
9	1	3:32.358	59.311	1:28.117	1:04.930	156.1	31:11.761									
909	1.	Henrik HOFFNER														
								997 GT3 Cup								
								RS								
1	1	3:32.923	1:24.910	1:21.739	46.274	137.6	3:32.923									
2	1	2:36.030	44.033	1:12.770	39.227	250.6	6:08.953									
3	1	2:33.278	42.698	1:11.769	38.811	220.0	8:42.231									
4	1	2:35.197	42.815	1:12.238	40.144	255.9	11:17.428									
5	1	2:36.266	43.944	1:11.187	41.135	255.3	13:53.694									
6	1	2:48.493	48.844	1:19.399	40.250	210.1	16:42.187									
7	1	3:08.527	44.620	1:11.294	1:12.613	249.4	19:50.714									
8	1	5:20.213	3:24.319	1:14.144	41.750	247.7	25:10.927									
9	1	2:36.686	43.486	1:12.931	40.269	254.7	27:47.613									
10	1	2:39.886	43.416	1:12.618	43.852	247.1	30:27.499									
910	1.	Andreas PAASSEN														
								911 RSR								
								RS								




ACNN
SPA EURO RACE
FREE PRACTICE

Sector Analysis

Personal Best Session Best Crossing the finish line in the pit lane

Lap	D	Time	Sector 1	Sector 2	Sector 3	T.Spd	Elapsed	Lap	D	Time	Sector 1	Sector 2	Sector 3	T.Spd	Elapsed
906 1. Ronald VAN VLIET Cayman GT															
1	1	4:54.569	2:40.724	1:25.673	48.172	169.0	4:54.569	1	1	4:54.569	2:40.724	1:25.673	48.172	169.0	4:54.569
2	1	2:56.039	51.051	1:18.970	46.018	211.4	7:50.608	2	1	2:56.039	51.051	1:18.970	46.018	211.4	7:50.608
3	1	2:58.717	52.987	1:19.352	46.378	210.1	10:49.325	3	1	2:58.717	52.987	1:19.352	46.378	210.1	10:49.325
4	1	3:07.165 B	51.053	1:20.988	55.124	202.2	13:56.490	4	1	3:07.165 B	51.053	1:20.988	55.124	202.2	13:56.490
5	1	5:14.751	3:08.318	1:21.213	45.220	211.4	19:11.241	5	1	5:14.751	3:08.318	1:21.213	45.220	211.4	19:11.241
6	1	2:56.975	49.774	1:19.949	47.252	211.4	22:08.216	6	1	2:56.975	49.774	1:19.949	47.252	211.4	22:08.216
7	1	3:08.724 B	49.916	1:22.500	56.308	217.3	25:16.940	7	1	3:08.724 B	49.916	1:22.500	56.308	217.3	25:16.940
8	1	4:22.956 B	2:07.236	1:19.556	56.164	211.4	29:39.896	8	1	4:22.956 B	2:07.236	1:19.556	56.164	211.4	29:39.896
911 1. Hans VAN SPRONSEN 996 GT3 Cup RS															
1	1	4:37.582	2:15.125	1:35.433	47.024	120.3	4:37.582	1	1	4:37.582	2:15.125	1:35.433	47.024	120.3	4:37.582
2	1	3:02.743	49.899	1:24.469	48.375	180.3	7:40.325	2	1	3:02.743	49.899	1:24.469	48.375	180.3	7:40.325
3	1	2:58.344	49.118	1:23.579	45.647	199.6	10:38.669	3	1	2:58.344	49.118	1:23.579	45.647	199.6	10:38.669
4	1	2:56.539	48.734	1:22.291	45.514	194.6	13:35.208	4	1	2:56.539	48.734	1:22.291	45.514	194.6	13:35.208
5	1	4:07.146	2:01.112	1:21.443	44.591	193.2	17:42.354	5	1	4:07.146	2:01.112	1:21.443	44.591	193.2	17:42.354
6	1	2:53.431	47.582	1:21.181	44.668	191.2	20:35.785	6	1	2:53.431	47.582	1:21.181	44.668	191.2	20:35.785
7	1	2:54.547	48.709	1:21.518	44.320	210.1	23:30.332	7	1	2:54.547	48.709	1:21.518	44.320	210.1	23:30.332
8	1	2:53.436	49.743	1:19.278	44.415	211.8	26:23.768	8	1	2:53.436	49.743	1:19.278	44.415	211.8	26:23.768
9	1	2:53.598	48.322	1:21.578	43.698	221.8	29:17.366	9	1	2:53.598	48.322	1:21.578	43.698	221.8	29:17.366
10	1	2:50.169	46.953	1:19.552	43.664	212.2	32:07.535	10	1	2:50.169	46.953	1:19.552	43.664	212.2	32:07.535
914 1. Wilbert GROENEWOUDE Boxster BOXSTER															
1	1	4:23.900	1:59.179	1:33.453	51.268	142.5	4:23.900	1	1	4:23.900	1:59.179	1:33.453	51.268	142.5	4:23.900
2	1	3:15.469	56.634	1:29.214	49.621	176.8	7:39.369	2	1	3:15.469	56.634	1:29.214	49.621	176.8	7:39.369
3	1	3:11.313	56.156	1:25.030	50.127	190.8	10:50.682	3	1	3:11.313	56.156	1:25.030	50.127	190.8	10:50.682
4	1	3:07.609	54.928	1:24.240	48.441	190.5	13:58.291	4	1	3:07.609	54.928	1:24.240	48.441	190.5	13:58.291
5	1	3:18.835 B	54.052	1:25.860	58.923	193.5	17:17.126	5	1	3:18.835 B	54.052	1:25.860	58.923	193.5	17:17.126
6	1	4:56.877 B	2:13.739	1:32.871	1:10.267	188.8	22:14.003	6	1	4:56.877 B	2:13.739	1:32.871	1:10.267	188.8	22:14.003
7	1	4:21.406	2:08.187	1:24.736	48.483	188.5	26:35.409	7	1	4:21.406	2:08.187	1:24.736	48.483	188.5	26:35.409
8	1	3:07.267	55.213	1:24.092	47.962	191.5	29:42.676	8	1	3:07.267	55.213	1:24.092	47.962	191.5	29:42.676
9	1	3:03.954	53.533	1:22.535	47.886	194.6	32:46.630	9	1	3:03.954	53.533	1:22.535	47.886	194.6	32:46.630
918 1. Marco BRAAKMAN 944 3.0 GT															
1	1	4:21.434	2:01.731	1:30.659	49.044	137.2	4:21.434	1	1	4:21.434	2:01.731	1:30.659	49.044	137.2	4:21.434
2	1	3:09.666	56.421	1:26.571	46.674	176.8	7:31.100	2	1	3:09.666	56.421	1:26.571	46.674	176.8	7:31.100
3	1	3:01.770	52.590	1:22.355	46.825	186.5	10:32.870	3	1	3:01.770	52.590	1:22.355	46.825	186.5	10:32.870
4	1	3:03.553	54.586	1:21.269	47.698	196.0	13:36.423	4	1	3:03.553	54.586	1:21.269	47.698	196.0	13:36.423
5	1	3:00.718	53.094	1:21.307	46.317	188.2	16:37.141	5	1	3:00.718	53.094	1:21.307	46.317	188.2	16:37.141
6	1	3:00.421	52.261	1:21.334	46.826	194.2	19:37.562	6	1	3:00.421	52.261	1:21.334	46.826	194.2	19:37.562
919 1. Sander ROEST 944 3.0 GT															
1	1	4:48.060	2:32.714	1:27.124	48.222	144.0	4:48.060	1	1	4:48.060	2:32.714	1:27.124	48.222	144.0	4:48.060
2	1	3:01.731	52.837	1:19.887	49.007	196.0	7:49.791	2	1	3:01.731	52.837	1:19.887	49.007	196.0	7:49.791
3	1	2:59.204	52.308	1:20.178	46.718	201.9	10:48.995	3	1	2:59.204	52.308	1:20.178	46.718	201.9	10:48.995
4	1	3:17.109 B	52.195	1:21.334	1:03.580	196.4	14:06.104	4	1	3:17.109 B	52.195	1:21.334	1:03.580	196.4	14:06.104
5	1	4:09.453	2:04.904	1:19.323	45.226	201.5	18:15.557	5	1	4:09.453	2:04.904	1:19.323	45.226	201.5	18:15.557
6	1	3:01.778	51.062	1:24.073	46.643	192.9	21:17.335	6	1	3:01.778	51.062	1:24.073	46.643	192.9	21:17.335
7	1	3:18.853 B	52.093	1:24.861	1:01.899	198.5	24:36.188	7	1	3:18.853 B	52.093	1:24.861	1:01.899	198.5	24:36.188
8	1	3:52.293	1:46.227	1:20.372	45.694	190.5	28:28.481	8	1	3:52.293	1:46.227	1:20.372	45.694	190.5	28:28.481
9	1	2:56.210	51.008	1:19.702	45.500	197.1	31:24.691	9	1	2:56.210	51.008	1:19.702	45.500	197.1	31:24.691
926 1. Ronald VAN VLIET Cayman GT															
1	1	4:54.569	2:40.724	1:25.673	48.172	169.0	4:54.569	1	1	4:54.569	2:40.724	1:25.673	48.172	169.0	4:54.569
2	1	2:56.039	51.051	1:18.970	46.018	211.4	7:50.608	2	1	2:56.039	51.051	1:18.970	46.018	211.4	7:50.608
3	1	2:58.717	52.987	1:19.352	46.378	210.1	10:49.325	3	1	2:58.717	52.987	1:19.352	46.378	210.1	10:49.325
4	1	3:07.165 B	51.053	1:20.988	55.124	202.2	13:56.490	4	1	3:07.165 B	51.053	1:20.988	55.124	202.2	13:56.490
5	1	5:14.751	3:08.318	1:21.213	45.220	211.4	19:11.241	5	1	5:14.751	3:08.318	1:21.213	45.220	211.4	19:11.241
6	1	2:56.975	49.774	1:19.949	47.252	211.4	22:08.216	6	1	2:56.975	49.774	1:19.949	47.252	211.4	22:08.216
7	1	3:08.724 B	49.916	1:22.500	56.308	217.3	25:16.940	7	1	3:08.724 B	49.916	1:22.500	56.308	217.3	25:16.940
8	1	4:22.956 B	2:07.236	1:19.556	56.164	211.4	29:39.896	8	1	4:22.956 B	2:07.236	1:19.556	56.164	211.4	29:39.896
944 1. Pascal VAN DER TOORN 944															
1	1	5:08.072	2:37.698	1:35.907	54.467	142.1	5:08.072	1	1	5:08.072	2:37.698	1:35.907	54.467	142.1	5:08.072
2	1	3:26.621	1:01.686	1:31.153	53.782	161.7	8:34.693	2	1	3:26.621	1:01.686	1:31.153	53.782	161.7	8:34.693
3	1	3:25.084	59.957	1:31.414	53.713	154.9	11:59.777	3	1	3:25.084	59.957	1:31.414	53.713	154.9	11:59.777
4	1	3:25.046	1:00.895	1:31.053	53.098	160.7	15:24.823	4	1	3:25.046	1:00.895	1:31.053	53.098	160.7	15:24.823
5	1	3:35.133 B	59.370	1:30.369	1:05.394	165.4	18:59.956	5	1	3:35.133 B	59.370	1:30.369	1:05.394	165.4	18:59.956
6	1	11:17.198	8:54.027	1:31.175	51.996	164.1	30:17.154	6	1	11:17.198	8:54.027	1:31.175	51.996	164.1	30:17.154
952 1. Albert JONKMAN Cayman GT															
1	1	4:54.450	2:30.631	1:34.531	49.288	166.2	4:54.450	1	1	4:54.450	2:30.631	1:34.531	49.288	166.2	4:54.450
2	1	3:12.683	53.677	1:29.095	49.911	164.9	8:07.133	2	1	3:12.683	53.677	1:29.095	49.911	164.9	8:07.133
3	1	3:09.386	53.136	1:26.992	49.258	182.4	11:16.519	3	1	3:09.386	53.136	1:26.992	49.258	182.4	11:16.519
4	1	3:29.954 B	54.752	1:29.650	1:05.552	183.4	14:46.473	4	1	3:29.954 B	54.752	1:29.650	1:05.552	183.4	14:46.473
5	1	5:16.120	2:59.753	1:27.294	49.073	184.6	20:02.593	5	1	5:16.120	2:59.753	1:27.294	49.073	184.6	20:02.593
6	1	3:04.938	52.018	1:25.625	47.295	180.6	23:07.531	6	1	3:04.938	52.018	1:25.625	47.295	180.6	23:07.531
7	1	3:07.134	52.166	1:27.265	47.703	204.9	26:14.665	7	1	3:07.					




ACNN
SPA EURO RACE
FREE PRACTICE

Sector Analysis

Personal Best Session Best Crossing the finish line in the pit lane

Lap	D	Time	Sector 1	Sector 2	Sector 3	T.Spd	Elapsed	Lap	D	Time	Sector 1	Sector 2	Sector 3	T.Spd	Elapsed	
963	1. Pijke TER BURG							968 GT	1	1	5:47.330	3:10.153	1:40.576	56.601	112.1	5:47.330
	1	4:48.962	2:31.131	1:30.143	47.688	170.6	4:48.962	2	1	3:17.566	59.029	1:28.698	49.839	155.8	9:04.896	
	2	3:14.071	B 53.059	1:21.667	59.345	205.3	8:03.033	3	1	3:13.630	55.656	1:25.901	52.073	193.5	12:18.526	
	3	3:55.781	B 1:36.092	1:23.949	55.740	204.5	11:58.814	4	1	3:30.369	B 56.825	1:25.869	1:07.675	186.5	15:48.895	
	4	4:03.800	B 1:39.747	1:24.189	59.864	186.9	16:02.614	5	1	5:19.404	3:05.314	1:25.872	48.218	177.6	21:08.299	
	5	4:53.198	B 2:24.339	1:29.491	59.368	203.4	20:55.812	6	1	3:12.274	54.571	1:28.026	49.677	182.4	24:20.573	
	6	4:16.411	2:06.597	1:23.939	45.875	189.1	25:12.223	7	1	3:07.317	55.028	1:24.903	47.386	179.4	27:27.890	
	7	2:59.763	51.488	1:22.027	46.248	193.9	28:11.986	8	1	3:06.687	54.726	1:24.250	47.711	189.1	30:34.577	
	8	2:59.017	50.665	1:22.045	46.307	188.8	31:11.003									
975	1. Patrick VD BERG							968 944	1	1	4:48.497	2:13.271	1:39.342	55.884	128.1	4:48.497
	1	5:15.204	2:47.171	1:35.675	52.358	127.7	5:15.204	2	1	3:23.400	58.959	1:32.693	51.748	167.2	8:11.897	
	2	3:20.998	58.408	1:30.341	52.249	173.6	8:36.202	3	1	3:22.475	57.757	1:33.823	50.895	162.4	11:34.372	
	3	3:34.973	B 58.904	1:30.132	1:05.937	159.3	12:11.175	4	1	3:18.594	56.694	1:29.210	52.690	184.9	14:52.966	
	4	5:05.587	2:48.521	1:27.096	49.970	178.5	17:16.762	5	1	3:16.732	56.263	1:30.073	50.396	183.1	18:09.698	
	5	3:15.215	58.181	1:27.454	49.580	180.0	20:31.977	6	1	3:24.327	55.899	1:36.604	51.824	161.7	21:34.025	
	6	3:13.104	57.218	1:26.422	49.464	183.1	23:45.081	7	1	3:18.356	56.091	1:30.139	52.126	182.7	24:52.381	
	7	3:12.159	57.684	1:25.813	48.662	182.1	26:57.240	8	1	3:19.658	56.448	1:31.900	51.310	184.0	28:12.039	
	8	3:08.727	56.103	1:24.495	48.129	184.3	30:05.967	9	1	3:20.165	57.645	1:30.999	51.521	170.6	31:32.204	
976	1. Christiaan VERHOOG							RS RS	1	1	4:39.057	2:16.813	1:34.486	47.758	146.5	4:39.057
	1	5:43.872	3:30.542	1:27.247	46.083	125.0	5:43.872	2	1	3:02.985	51.753	1:24.231	47.001	186.9	7:42.042	
	2	2:51.412	47.804	1:19.031	44.577	185.6	8:35.284	3	1	3:44.920	B 1:02.185	1:30.873	1:11.862	142.3	11:26.962	
	3	2:50.224	47.609	1:18.456	44.159	220.0	11:25.508	4	1	5:23.038	3:14.402	1:22.635	46.001	166.4	16:50.000	
	4	2:52.302	47.014	1:22.159	43.129	203.4	14:17.810									
	5	2:49.945	49.184	1:16.941	43.820	220.9	17:07.755	1	1	5:26.513	3:09.585	1:29.418	47.510	140.8	5:26.513	
	6	2:50.870	48.065	1:18.798	44.007	222.7	19:58.625	2	1	3:11.335	B 51.146	1:24.839	55.350	202.6	8:37.848	
	7	2:49.692	49.936	1:17.642	42.114	217.7	22:48.317	3	1	4:16.229	2:12.230	1:19.054	44.945	199.3	12:54.077	
	8	3:31.890	B 46.745	1:28.684	1:16.461	227.8	26:20.207	4	1	3:00.115	52.150	1:22.646	45.319	168.0	15:54.192	
980	1. Anton POELL 2. Lars POELL							991 GT3 Cup RS	1	1	5:27.577	50.990	1:20.708	45.879	209.3	15:51.769
	1	3:47.406	1:29.461	1:25.658	52.287	171.4	3:47.406	2	1	3:02.864	49.949	1:19.955	52.960	216.4	21:54.633	
	2	2:56.266	50.535	1:23.669	42.062	200.0	6:43.672	3	1	2:57.776	49.906	1:19.044	44.826	216.0	24:48.409	
	3	2:52.012	45.328	1:18.004	48.680	212.6	9:35.684	4	1	2:57.668	51.366	1:21.011	45.291	209.7	27:46.077	
	4	2:43.539	44.629	1:16.865	42.045	223.1	12:19.223	5	1	2:56.751	51.494	1:20.607	44.650	217.3	30:42.828	
	5	2:40.859	44.488	1:14.988	41.383	233.8	15:00.082									
	6	2:44.345	46.178	1:15.682	42.485	232.8	17:44.427	1	1	5:55.954	3:20.810	1:41.426	53.718	132.2	5:55.954	
	7	2:54.200	45.110	1:25.957	43.133	229.3	20:38.627	2	1	3:16.832	55.022	1:31.975	49.835	170.3	9:12.786	
	8	2:45.702	46.702	1:17.935	41.065	221.8	23:24.329	3	1	3:23.738	B 51.211	1:31.355	1:01.172	197.1	12:36.524	
	9	3:06.029	B 44.268	1:18.180	1:03.581	234.8	26:30.358	4	1	4:21.738	2:04.252	1:31.337	46.149	151.5	16:58.262	
982	1. Nick GEELLEN							Boxster S GT	1	1	3:01.565	49.083	1:26.866	45.616	190.8	19:59.827
	1	5:43.424	3:07.252	1:38.885	57.287	119.6	5:43.424	2	1	2:59.129	50.824	1:23.652	44.653	193.5	22:58.956	
	2	3:30.853	B 58.948	1:25.758	1:06.147	155.2	9:14.277	3	1	3:04.210	B 48.432	1:21.446	54.332	214.3	26:03.166	
	3	6:53.869	4:45.213	1:22.046	46.610	179.7	16:08.146	4	1	4:15.042	2:06.862	1:23.330	44.850	192.9	30:18.208	
	4	2:56.671	50.587	1:20.759	45.325	203.8	19:04.817									
	5	3:21.510	B 49.833	1:28.884	1:02.793	198.9	22:26.327	1	1	4:24.415	1:59.056	1:34.895	50.464	125.3	4:24.415	
	6	5:31.573	B 3:08.854	1:21.022	1:01.697	206.5	27:57.900	2	1	3:13.680	58.781	1:28.288	46.611	179.4	7:38.095	
983	1. Robert VAESEN							Boxster BOXSTER	1	1	3:10.572	B 49.488	1:23.374	57.710	204.9	10:48.667
	1	4:24.415	1:59.056	1:34.895	50.464	125.3	4:24.415	2	1	3:56.788	1:51.298	1:20.640	44.850	187.5	14:45.455	
	2	3:13.680	58.781	1:28.288	46.611	179.4	7:38.095	3	1	3:10.572	B 49.488	1:23.374	57.710	204.9	10:48.667	
	3	3:10.572	B 49.488	1:23.374	57.710	204.9	10:48.667	4	1	3:56.788	1:51.298	1:20.640	44.850	187.5	14:45.455	
	4	3:56.788	1:51.298	1:20.640	44.850	187.5	14:45.455									



ACNN SPA EURO RACE FREE PRACTICE

Sector Analysis

■ Personal Best ■ Session Best **B** Crossing the finish line in the pit lane


Lap	D	Time	Sector 1	Sector 2	Sector 3	T.Spd	Elapsed	Lap	D	Time	Sector 1	Sector 2	Sector 3	T.Spd	Elapsed
5	1	2:49.932	46.234	1:20.459	43.239	219.1	17:35.387								
6	1	2:48.964	45.837	1:20.268	42.859	213.9	20:24.351								
7	1	2:48.642	46.691	1:18.240	43.711	224.5	23:12.993								
8	1	3:09.386 B	47.027	1:22.992	59.367	206.1	26:22.379								
9	1	4:18.957	2:13.944	1:19.760	45.253	224.5	30:41.336								

992		1.Rudy SLUITER		Cayman GT			
1	1	4:55.318	2:39.619	1:26.466	49.233	166.4	4:55.318
2	1	3:04.138	52.078	1:25.271	46.789	191.8	7:59.456
3	1	3:01.589	51.622	1:23.412	46.555	181.5	11:01.045
4	1	3:04.851	52.037	1:24.628	48.186	201.1	14:05.896
5	1	3:18.945 B	51.713	1:24.866	1:02.366	195.7	17:24.841
6	1	5:10.318 B	2:44.657	1:23.576	1:02.085	194.2	22:35.159
7	1	5:04.857	2:52.382	1:25.119	47.356	181.2	27:40.016
8	1	3:19.820 B	51.218	1:24.493	1:04.109	195.3	30:59.836

995		1.Boo GIELEN 2.Rob SMULDERS		944 S2 GT			
1	1	4:16.299	1:46.450	1:30.867	58.982	157.4	4:16.299
2	1	3:24.721	1:01.863	1:32.896	49.962	165.6	7:41.020
3	1	3:05.073	54.017	1:23.054	48.002	192.2	10:46.093
4	1	3:08.054	53.683	1:25.700	48.671	184.6	13:54.147
5	1	3:06.513	55.823	1:23.526	47.164	186.5	17:00.660
6	1	3:02.702	52.398	1:23.174	47.130	200.4	20:03.362
7	1	3:04.547	52.299	1:25.048	47.200	192.2	23:07.909
8	1	3:07.046	52.685	1:26.931	47.430	194.2	26:14.955
9	1	3:02.178	52.706	1:22.601	46.871	192.9	29:17.133
10	1	2:58.742	51.409	1:20.488	46.845	197.1	32:15.875

996		1.Johan VAN PEPPERZEEL 2.Paul GEERIS		996 GT3 Cup RS			
1	1	4:07.230	1:39.217	1:36.651	51.362	127.2	4:07.230
2	1	2:59.220	51.104	1:23.126	44.990	180.3	7:06.450
3	1	2:56.817	51.463	1:20.373	44.981	182.1	10:03.267
4	1	3:05.636 B	47.562	1:19.829	58.245	200.4	13:08.903
5	1	4:27.585	2:22.462	1:20.310	44.813	223.1	17:36.488
6	1	4:57.324 B	47.971	2:34.287	1:35.066	217.7	22:33.812

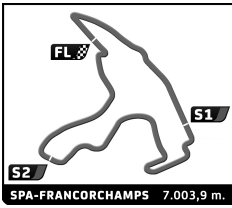
997		1.Jurgen ALBERT		991 GT3 Cup RS			
1	1	4:31.419	2:21.139	1:26.168	44.112	191.5	4:31.419
2	1	2:46.947	46.805	1:18.338	41.804	207.3	7:18.366
3	1	2:57.390 B	47.128	1:16.630	53.632	174.2	10:15.756
4	1	4:22.789	2:23.493	1:16.491	42.805	218.6	14:38.545
5	1	2:43.023	46.343	1:14.284	42.396	237.4	17:21.568
6	1	2:41.376	45.643	1:13.809	41.924	239.5	20:02.944



ACNN SPA EURO RACE QUALIFYING

Final Classification

No Drivers	Team	Car	Cl.	Time	Lap Total	Gap	Kph
1 115 F. DULLAART		Porsche GT3	DTC1	2:31.171	7 8	- -	166.8
2 126 J. JANSEN		991 GT3 Cup	RS	2:33.623	2 5	+2.452 +2.452	164.1
3 909 H. HOFFNER		997 GT3 Cup	RS	2:35.773	3 6	+4.602 +2.150	161.9
4 980 A. POELL / L. POELL		991 GT3 Cup	RS	2:37.892	3 9	+6.721 +2.119	159.7
5 299 H. OOSTEN / P. TEEKENS		Porsche GT3	DTC1	2:39.243	3 4	+8.072 +1.351	158.3
6 77 R. SULMA		Cayman GT4	RS	2:39.452	7 9	+8.281 +0.209	158.1
7 106 J. ARENSEN		BMW GTR	DTC1	2:39.497	3 4	+8.326 +0.045	158.1
8 961 E. VAN WUNGAARDEN	Snel Motorsport	991 GT3 Cup	RS	2:42.135	4 10	+10.964 +2.638	155.5
9 305 C. VERKUIJLEN		BMW Compact	DTC2	2:42.981	9 10	+11.810 +0.846	154.7
10 976 C. VERHOOG	Snel Motorsport	RS	RS	2:43.463	7 8	+12.292 +0.482	154.2
11 991 J. SCHULZ		996 GT3 Cup	RS	2:45.322	5 10	+14.151 +1.859	152.5
12 997 J. ALBERT		991 GT3 Cup	RS	2:45.545	5 9	+14.374 +0.223	152.3
13 996 J. VAN PEPPERZEEL / P. GEERIS		996 GT3 Cup	RS	2:45.787	5 9	+14.616 +0.242	152.1
14 259 W. SANDKUIJL		BMW M3	DTC2	2:48.230	9 10	+17.059 +2.443	149.9
15 911 H. VAN SPRONSEN		996 GT3 Cup	RS	2:48.954	9 10	+17.783 +0.724	149.2
16 176 S. JANSEN		BMW GTR	DTC1	2:50.513	8 8	+19.342 +1.559	147.9
17 92 M. HERMANS		Zilhouette	ZIL	2:51.407	7 9	+20.236 +0.894	147.1
18 69 J. DRENTH		Zilhouette	ZIL	2:52.304	4 8	+21.133 +0.897	146.3
19 227 J. VAN DEN OUTENAAR		BMW M3	DTC2	2:52.439	8 10	+21.268 +0.135	146.2
20 990 D. SCHULZ		997 GT3 Cup	RS	2:52.513	6 10	+21.342 +0.074	146.2
21 982 N. GEELLEN		Boxster S	GT	2:52.617	6 10	+21.446 +0.104	146.1
22 10 M. WIERINGA		Zilhouette	ZIL	2:52.988	5 7	+21.817 +0.371	145.8
23 81 B. BLAAK		Zilhouette	ZIL	2:53.114	8 10	+21.943 +0.126	145.7
24 94 C. BROEREN		Zilhouette	ZIL	2:53.213	4 9	+22.042 +0.099	145.6
25 957 N. STEEHOUWER		Cayman	GT	2:53.242	9 9	+22.071 +0.029	145.5
26 96 M. VAN DER LYKE		Zilhouette	ZIL	2:53.557	9 10	+22.386 +0.315	145.3
27 926 R. VAN VLIET		Cayman	GT	2:53.595	7 10	+22.424 +0.038	145.2
28 910 A. PAASSEN		911 RSR	RS	2:53.759	7 10	+22.588 +0.164	145.1
29 987 J. HULSEBOS		Cayman	GT	2:53.778	9 10	+22.607 +0.019	145.1
30 61 B. WEERING		Zilhouette	ZIL	2:53.792	9 10	+22.621 +0.014	145.1
31 98 J. HOEKSTRA		Zilhouette	ZIL	2:54.480	11 11	+23.309 +0.688	144.5
32 989 H. VAN NOREL	Snel Motorsport	Cayman	GT	2:54.505	2 10	+23.334 +0.025	144.5
33 270 B. ARENSEN		Seat Leon	DTC1	2:55.371	9 10	+24.200 +0.866	143.8
34 3 S. DE LANGE		Zilhouette	ZIL	2:56.094	4 8	+24.923 +0.723	143.2
35 919 S. ROEST		944 3.0	GT	2:56.302	6 9	+25.131 +0.208	143.0
36 963 P. TER BURG		968	GT	2:56.604	7 10	+25.433 +0.302	142.8
37 38 A. WIEGERS / D. MEENDERING		BMW E36	BMW	2:57.913	4 10	+26.742 +1.309	141.7
38 265 G. BARTELS		BMW Z3	DTC2	2:58.046	5 6	+26.875 +0.133	141.6
39 918 M. BRAAKMAN		944 3.0	GT	2:58.185	6 10	+27.014 +0.139	141.5
40 8 P. KROEZE / M. KRUGER		BMW E36	BMW	2:59.200	6 9	+28.029 +1.015	140.7
41 44 R. ACKERMANN		BMW E36	BMW	2:59.379	4 10	+28.208 +0.179	140.6
42 40 G. LEKKERKERKER / T. VAN OTTERLOO		BMW E36	BMW	2:59.532	4 10	+28.361 +0.153	140.4
43 995 B. GIELEN / R. SMULDERS		944 S2	GT	2:59.828	7 10	+28.657 +0.296	140.2
44 29 G. LAND / J. LAND		BMW E36	BMW	2:59.829	9 10	+28.658 +0.001	140.2
45 907 S. D'ANJOU		CAYMAN	GT	2:59.963	8 10	+28.792 +0.134	140.1
46 113 M. BROERSEN		BMW M3	DTC2	3:00.163	3 10	+28.992 +0.200	140.0
47 992 R. SLUITER		Cayman	GT	3:00.506	2 7	+29.335 +0.343	139.7
48 23 H. VAN NORDEN / R. VAN HIERDEN		BMW E36	BMW	3:01.129	9 10	+29.958 +0.623	139.2
49 67 R. TER VELDE / M. TER VELDE		BMW E36	BMW	3:01.208	6 10	+30.037 +0.079	139.1
50 74 P. CASPERS / E. MIK		BMW E36	BMW	3:01.375	3 9	+30.204 +0.167	139.0
51 952 A. JONKMAN		Cayman	GT	3:01.978	7 9	+30.807 +0.603	138.6
52 914 W. GROENEWOUD		Boxster	BOXSTER	3:03.649	8 10	+32.478 +1.671	137.3
53 12 M. VAN DIJK / J. ZWIEP		BMW E36	BMW	3:04.841	7 9	+33.670 +1.192	136.4
54 328 M. DE WIT		Vege Series	DTC1	3:04.915	6 6	+33.744 +0.074	136.4
55 47 M. SCHUTTE		BMW E36	BMW	3:05.245	4 7	+34.074 +0.330	136.1
56 18 N. HERMANS		BMW E36	BMW	3:05.257	7 10	+34.086 +0.012	136.1
57 21 H. JENSMA		BMW E36	BMW	3:05.440	6 9	+34.269 +0.183	136.0
58 43 A. BAKKER		BMW E36	BMW	3:05.609	7 10	+34.438 +0.169	135.8
59 39 T. VAN BAAST / J. VISSER		BMW E36	BMW	3:06.079	2 7	+34.908 +0.470	135.5
60 31 M. VAN OLSLT / R. VAN DER SCHEER		BMW E36	BMW	3:06.192	4 9	+35.021 +0.113	135.4
61 908 R. NOOIJ		944 Cup	944	3:06.828	6 9	+35.657 +0.636	135.0
62 128 J. HARPER		BMW M3	DTC2	3:08.277	8 10	+37.106 +1.449	133.9
63 983 R. VAESSEN		Boxster	BOXSTER	3:08.453	7 9	+37.282 +0.176	133.8
64 9 D. EMAAR / D. EMAAR JR		BMW E36	BMW	3:08.717	3 9	+37.546 +0.264	133.6
65 975 P. VD BERG		968	944	3:08.820	8 9	+37.649 +0.103	133.5



ACNN
SPA EURO RACE
QUALIFYING

Final Classification

No Drivers	Team	Car	Cl.	Time	Lap Total	Gap	Kph
66 48 G. KALKHUIS		BMW E36	BMW	3:11.102	6 9	+39.931 +2.282	131.9
67902 E. KLOOSTER		944	944	3:11.407	6 9	+40.236 +0.305	131.7
68900 M. OOSTRUM		944	944	3:11.785	9 9	+40.614 +0.378	131.5
69944 P. VAN DER TOORN VRIJTHOFF		944	944	3:12.943	8 9	+41.772 +1.158	130.7
70986 J. OFFRINGA		Boxster	BOXSTER	3:13.264	7 9	+42.093 +0.321	130.5
71145 A. NEUMANN		BMW 120D	DTC2	3:16.852	7 9	+45.681 +3.588	128.1
72904 S. BAKKER		944	944	3:26.070	6 8	+54.899 +9.218	122.4
73 49 S. STIKSMA		BMW E36	BMW				
74123 F. BROERSEN		BMW M3	DTC2				
75905 R. BUITENDIJK		997 GT3 Cup	PCR				


Fastest Lap:	Lap 7	Floris DULLAART	2:31.171	166.8 Kph
---------------------	-------	-----------------	-----------------	-----------

CARS 3 - 8 - 9 - 10 - 18 - 21 - 23 - 39 - 40 - 43 - 44 - 61 - 67 - 81 - 94 - 96 - 98 - 145 - 227 - 328 - 918 - 963 - 992 SOME LAPTIMES DELETED DUE TO TRACK LIMITS

Published at:

Track Status: **DRY**


Stewards	Timekeeper:
-----------------	--------------------



ACNN SPA EURO RACE QUALIFYING

Best Sector Times


Sector 1		Sector 2		Sector 3		No Team	Class	Ideal Lap	Best Lap
No Driver	Time	No Driver	Time	No Driver	Time				
1	126 J.JANSEN	41.786	115 F.DULLAART	1:10.859	115 F.DULLAART	38.370	1115	DTC1	2:31.171 (1)
2	115 F.DULLAART	41.942	126 J.JANSEN	1:11.595	126 J.JANSEN	39.026	2126	RS	2:32.407 2:33.623 (2)
3	909 H.HOEFFNER	42.990	909 H.HOEFFNER	1:12.496	909 H.HOEFFNER	40.287	3909	RS	2:35.773 2:35.773 (3)
4	980 A.POELL	43.752	77 R.SULMA	1:12.749	299 H.OOSTEN	40.288	4980	RS	2:37.892 2:37.892 (4)
5	961 E.VAN WIJNGAARDEN	44.510	106 J.ARENDSEN	1:13.051	980 A.POELL	40.441	577	RS	2:38.685 2:39.452 (6)
6	106 J.ARENDSEN	44.635	299 H.OOSTEN	1:13.553	961 E.VAN WIJNGAARDEN	41.067	6106	DTC1	2:38.879 2:39.497 (7)
7	77 R.SULMA	44.752	980 A.POELL	1:13.699	77 R.SULMA	41.184	7299	DTC1	2:39.001 2:39.243 (5)
8	299 H.OOSTEN	45.160	961 E.VAN WIJNGAARDEN	1:14.210	106 J.ARENDSEN	41.193	8961 Snel Motorsport	RS	2:39.787 2:42.135 (8)
9	991 J.SCHULZ	45.456	305 C.VERKUIJLEN	1:14.721	305 C.VERKUIJLEN	41.830	9305	DTC2	2:42.981 2:42.981 (9)
10	997 J.ALBERT	45.531	976 C.VERHOOG	1:15.323	976 C.VERHOOG	41.983	10976 Snel Motorsport	RS	2:43.463 2:43.463 (10)
11	996 J.VAN PEPERZEEL	45.870	997 J.ALBERT	1:16.217	991 J.SCHULZ	42.459	11997	RS	2:44.639 2:45.545 (12)
12	976 C.VERHOOG	46.157	996 J.VAN PEPERZEEL	1:16.725	996 J.VAN PEPERZEEL	42.848	12991	RS	2:44.741 2:45.322 (11)
13	305 C.VERKUIJLEN	46.430	991 J.SCHULZ	1:16.826	997 J.ALBERT	42.891	13996	RS	2:45.443 2:45.787 (13)
14	911 H.VAN SPRONSEN	46.779	176 S.JANSEN	1:16.967	259 W.SANDKUIJL	43.146	14259	DTC2	2:48.128 2:48.230 (14)
15	990 D.SCHULZ	47.528	81 B.BLAAK	1:16.969	911 H.VAN SPRONSEN	43.371	15911	RS	2:48.609 2:48.954 (15)
16	259 W.SANDKUIJL	47.917	96 M.VAN DER LYKE	1:16.992	990 D.SCHULZ	44.098	16176	DTC1	2:50.101 2:50.513 (16)
17	176 S.JANSEN	48.354	259 W.SANDKUIJL	1:17.065	227 J.VAN DEN OUTENAR	44.159	1792	ZIL	2:51.025 2:51.407 (17)
18	227 J.VAN DEN OUTENAR	48.397	69 J.DRENTH	1:17.250	92 M.HERMANS	44.291	18227	DTC2	2:51.450 2:52.439 (19)
19	270 B.ARENDSEN	48.781	92 M.HERMANS	1:17.358	910 A.PAASSEN	44.461	1981	ZIL	2:51.892 2:53.114 (23)
20	987 J.HULSEBOS	48.929	10 M.WIERINGA	1:17.421	10 M.WIERINGA	44.532	20990	RS	2:52.224 2:52.513 (20)
21	910 A.PAASSEN	48.959	98 J.HOEKSTRA	1:17.712	94 C.BROEREN	44.630	2169	ZIL	2:52.304 2:52.304 (18)
22	926 R.VAN VLIET	48.996	3 S.DE LANGE	1:18.109	989 H.VAN NOREL	44.653	22982	GT	2:52.403 2:52.617 (21)
23	957 N.STEEHOUWER	49.016	61 B.WEERING	1:18.205	982 N.GEELLEN	44.660	2310	ZIL	2:52.620 2:52.988 (22)
24	982 N.GEELLEN	49.047	94 C.BROEREN	1:18.303	69 J.DRENTH	44.678	2496	ZIL	2:52.765 2:53.557 (26)
25	92 M.HERMANS	49.376	911 H.VAN SPRONSEN	1:18.459	957 N.STEEHOUWER	44.680	25910	RS	2:52.971 2:53.759 (28)
26	989 H.VAN NOREL	49.548	919 S.ROEST	1:18.510	81 B.BLAAK	44.771	26989 Snel Motorsport	GT	2:52.985 2:54.505 (32)
27	907 S.D'ANJOU	50.015	982 N.GEELLEN	1:18.696	176 S.JANSEN	44.780	27957	GT	2:53.067 2:53.242 (25)
28	963 P.TER BURG	50.087	989 H.VAN NOREL	1:18.784	987 J.HULSEBOS	44.835	28987	GT	2:53.173 2:53.778 (29)
29	81 B.BLAAK	50.152	227 J.VAN DEN OUTENAR	1:18.894	926 R.VAN VLIET	44.866	2994	ZIL	2:53.196 2:53.213 (24)
30	94 C.BROEREN	50.263	38 A.WIEGERS	1:19.355	96 M.VAN DER LYKE	44.917	30926	GT	2:53.334 2:53.595 (27)
31	69 J.DRENTH	50.376	957 N.STEEHOUWER	1:19.371	61 B.WEERING	44.987	3161	ZIL	2:53.641 2:53.792 (30)
32	61 B.WEERING	50.449	987 J.HULSEBOS	1:19.409	98 J.HOEKSTRA	45.046	3298	ZIL	2:53.667 2:54.480 (31)
33	992 R.SLUITER	50.520	926 R.VAN VLIET	1:19.472	963 P.TER BURG	45.249	33270	DTC1	2:54.442 2:55.371 (33)
34	10 M.WIERINGA	50.667	910 A.PAASSEN	1:19.551	270 B.ARENDSEN	45.364	343	ZIL	2:54.457 2:56.094 (34)
35	96 M.VAN DER LYKE	50.856	265 G.BARTELS	1:19.935	3 S.DE LANGE	45.407	35919	GT	2:55.118 2:56.302 (35)
36	919 S.ROEST	50.896	918 M.BRAAKMAN	1:20.050	919 S.ROEST	45.712	36963	GT	2:56.164 2:56.604 (36)
37	98 J.HOEKSTRA	50.909	44 R.ACKERMANN	1:20.225	265 G.BARTELS	45.860	37265	DTC2	2:57.335 2:58.046 (38)
38	3 S.DE LANGE	50.941	270 B.ARENDSEN	1:20.297	907 S.D'ANJOU	46.043	3838	BMW	2:57.399 2:57.913 (37)
39	952 A.JONKMAN	51.439	40 G.LEKKERKERKER	1:20.310	918 M.BRAAKMAN	46.275	39918	GT	2:58.140 2:58.185 (39)
40	265 G.BARTELS	51.540	990 D.SCHULZ	1:20.598	29 G.LAND	46.369	40907	GT	2:58.247 2:59.963 (45)
41	995 B.GIELEN	51.567	8 P.KROEZE	1:20.643	38 A.WIEGERS	46.438	4140	BMW	2:58.733 2:59.532 (42)
42	38 A.WIEGERS	51.606	995 B.GIELEN	1:20.712	952 A.JONKMAN	46.529	428	BMW	2:58.914 2:59.200 (40)
43	8 P.KROEZE	51.654	963 P.TER BURG	1:20.828	40 G.LEKKERKERKER	46.550	4344	BMW	2:58.985 2:59.379 (41)
44	113 M.BROERSEN	51.786	74 P.CASPER	1:20.852	8 P.KROEZE	46.617	44995	GT	2:59.086 2:59.828 (43)
45	918 M.BRAAKMAN	51.815	113 M.BROERSEN	1:21.078	44 R.ACKERMANN	46.636	4529	BMW	2:59.539 2:59.829 (44)
46	40 G.LEKKERKERKER	51.873	29 G.LAND	1:21.101	113 M.BROERSEN	46.686	46113	DTC2	2:59.550 3:00.163 (46)
47	29 G.LAND	52.069	23 H.VAN NORDEN	1:21.350	995 B.GIELEN	46.807	47992	GT	2:59.897 3:00.506 (47)
48	44 R.ACKERMANN	52.124	67 R.TER VELDE	1:21.629	992 R.SLUITER	46.845	4874	BMW	3:00.984 3:01.375 (50)
49	23 H.VAN NORDEN	52.409	914 W.GROENOUW	1:21.706	67 R.TER VELDE	47.058	4967	BMW	3:01.123 3:01.208 (49)
50	67 R.TER VELDE	52.436	907 S.D'ANJOU	1:22.189	23 H.VAN NORDEN	47.370	5023	BMW	3:01.129 3:01.129 (48)
51	74 P.CASPER	52.692	328 M.DE WIT	1:22.275	74 P.CASPER	47.440	51952	GT	3:01.287 3:01.978 (51)
52	128 J.HARPER	53.186	47 M.SCHUTTE	1:22.464	21 H.JENSMA	47.654	52914	BOXSTER	3:02.863 3:03.649 (52)
53	914 W.GROENOUW	53.362	992 R.SLUITER	1:22.532	39 T.VAN BAAST	47.675	5312	BMW	3:04.344 3:04.841 (53)
54	18 N.HERMANS	53.458	31 M.VAN OLST	1:22.736	914 W.GROENOUW	47.795	5418	BMW	3:04.468 3:05.257 (56)
55	12 M.VAN DIJK	53.595	43 A.BAKKER	1:22.744	12 M.VAN DIJK	47.812	55328	DTC1	3:04.635 3:04.915 (54)
56	39 T.VAN BAAST	53.677	12 M.VAN DIJK	1:22.937	31 M.VAN OLST	48.004	5621	BMW	3:04.843 3:05.440 (57)



ACNN SPA EURO RACE QUALIFYING

Best Sector Times


Sector 1		Sector 2		Sector 3		No Team	Class	Ideal Lap	Best Lap		
No Driver	Time	No Driver	Time	No Driver	Time						
57	983 R.VAESEN	53.900	908 R.NOOIJ	1:22.972	18 N.HERMANS	48.026	57	39	BMW	3:04.902	3:06.079 (59)
58	21 H.JENSMA	53.938	18 N.HERMANS	1:22.984	908 R.NOOIJ	48.107	58	31	BMW	3:05.045	3:06.192 (60)
59	47 M.SCHUTTE	54.194	21 H.JENSMA	1:23.251	328 M.DE WIT	48.115	59	47	BMW	3:05.245	3:05.245 (55)
60	908 R.NOOIJ	54.214	952 A.JONKMAN	1:23.319	43 A.BAKKER	48.164	60	43	BMW	3:05.257	3:05.609 (58)
61	328 M.DE WIT	54.245	39 T.VAN BAAST	1:23.550	128 J.HARPER	48.351	61	908	944	3:05.293	3:06.828 (61)
62	31 M.VAN OLST	54.305	48 G.KALKHUIS	1:23.706	9 D.EMAAR	48.418	62	128	DTC2	3:06.674	3:08.277 (62)
63	43 A.BAKKER	54.349	975 P.VD BERG	1:24.294	47 M.SCHUTTE	48.587	63	9	BMW	3:07.882	3:08.717 (64)
64	9 D.EMAAR	54.719	902 E.KLOOSTER	1:24.393	975 P.VD BERG	48.746	64	983	BOXSTER	3:08.453	3:08.453 (63)
65	986 J.OFFRINGA	55.300	900 M.OOSTRUM	1:24.693	983 R.VAESEN	48.961	65	975	944	3:08.820	3:08.820 (65)
66	48 G.KALKHUIS	55.378	9 D.EMAAR	1:24.745	902 E.KLOOSTER	49.387	66	48	BMW	3:09.081	3:11.102 (66)
67	975 P.VD BERG	55.780	128 J.HARPER	1:25.137	986 J.OFFRINGA	49.949	67	902	944	3:10.639	3:11.407 (67)
68	900 M.OOSTRUM	56.570	944 P.VAN DER TOORN VRUTHOFF	1:25.508	48 G.KALKHUIS	49.997	68	900	944	3:11.272	3:11.785 (68)
69	944 P.VAN DER TOORN VRUTHOFF	56.611	983 R.VAESEN	1:25.592	900 M.OOSTRUM	50.009	69	944	944	3:12.811	3:12.943 (69)
70	902 E.KLOOSTER	56.859	145 A.NEUMANN	1:27.104	944 P.VAN DER TOORN VRUTHOFF	50.692	70	986	BOXSTER	3:13.009	3:13.264 (70)
71	145 A.NEUMANN	57.243	986 J.OFFRINGA	1:27.760	145 A.NEUMANN	50.921	71	145	DTC2	3:15.268	3:16.852 (71)
72	904 S.BAKKER	1:00.051	904 S.BAKKER	1:31.002	904 S.BAKKER	52.723	72	904	944	3:23.776	3:26.070 (72)



ACNN SPA EURO RACE QUALIFYING

Best Top Speed

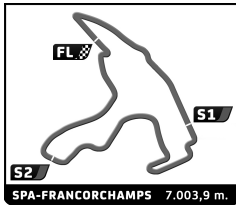
Team	Car	Class	Top Speed Driver	Top 1		Top 2		Top 3		Top 4		Top 5			
				Kph	Lap	Kph	Lap	Kph	Lap	Kph	Lap	Kph	Lap	Avg	
126	991 GT3 Cup	RS	J. JANSEN	263.4	5	251.2	3	240.5	2	230.3	4	200.0	1	237,1	
115	Porsche GT3	DTC1	F. DULLAART	258.4	2	254.1	4	252.9	5	251.7	7	247.1	8	252,8	
909	997 GT3 Cup	RS	H. HOFFNER	252.3	3	242.7	6	241.1	4	220.0	2	211.8	5	233,6	
961	Snel Motorsport	991 GT3 Cup	RS	E. VAN WINGAARDEN	242.7	4	240.5	8	234.8	10	234.8	5	226.9	2	235,9
106	BMW GTR	DTC1	J. ARENSEN	242.2	4	241.1	3	229.3	2	154.3	1			216,7	
997	991 GT3 Cup	RS	J. ALBERT	241.1	7	239.5	6	235.3	4	228.8	2	228.3	5	234,6	
77	Cayman GT4	RS	R. SULMA	241.1	7	240.0	8	233.3	9	227.8	3	227.4	5	233,9	
996	996 GT3 Cup	RS	J. VAN PEPPERZEEL	240.0	5	232.3	4	228.8	6	227.8	7	224.5	8	230,7	
299	Porsche GT3	DTC1	H. OOSTEN	238.4	4	234.3	2	229.8	3	130.0	1			208,1	
305	BMW Compact	DTC2	C. VERKUIJLEN	234.8	9	233.8	4	230.3	6	226.9	5	225.5	8	230,3	
976	Snel Motorsport	RS	C. VERHOOG	234.3	7	224.5	4	219.5	3	219.5	6	213.4	5	222,2	
980	991 GT3 Cup	RS	A. POELL	234.3	3	230.3	6	228.8	4	226.4	7	206.9	8	225,3	
991	996 GT3 Cup	RS	J. SCHULZ	226.9	5	220.4	10	219.5	8	218.6	9	216.0	3	220,3	
259	BMW M3	DTC2	W. SANDKUIJL	225.9	10	225.9	9	225.9	5	214.3	7	211.8	6	220,8	
990	997 GT3 Cup	RS	D. SCHULZ	225.9	10	217.7	4	217.3	8	211.4	9	209.7	6	216,4	
227	BMW M3	DTC2	J. VAN DEN OUDENAR	224.1	9	216.4	4	213.0	5	211.8	7	204.5	8	214,0	
911	996 GT3 Cup	RS	H. VAN DER LINDEN	220.4	5	213.9	9	210.1	4	204.2	10	200.7	8	209,9	
957	Cayman	GT	N. STEEHOUWER	218.6	8	215.6	3	215.1	2	214.7	9	193.5	4	211,5	
926	Cayman	GT	R. VAN VLIET	217.3	9	216.9	4	210.1	5	208.1	10	208.1	7	212,1	
989	Snel Motorsport	Cayman	GT	H. VAN NOREL	216.0	3	216.0	8	213.4	2	211.8	9	209.3	7	213,3
176	BMW GTR	DTC1	S. JANSEN	209.7	8	208.1	4	207.3	6	205.3	5	204.5	3	207,0	
982	Boxster S	GT	N. GEELEN	209.7	6	206.9	7	205.7	9	205.3	8	204.9	5	206,5	
94	Zilhouette	ZIL	C. BROEREN	208.5	3	202.6	4	202.2	8	201.9	5	201.9	7	203,4	
910	911 RSR	RS	A. PAASSEN	208.5	8	206.1	6	205.7	10	201.5	3	201.5	2	204,7	
92	Zilhouette	ZIL	M. HERMANS	207.7	5	206.5	8	205.7	7	204.2	3	203.4	6	205,5	
987	Cayman	GT	J. HULSEBOS	206.1	7	201.1	4	199.6	9	196.7	5	194.6	6	199,6	
3	Zilhouette	ZIL	S. DE LANGE	205.3	5	202.6	8	201.9	3	201.1	6	200.4	7	202,3	
10	Zilhouette	ZIL	M. WIERINGA	204.5	6	202.6	4	200.7	2	200.7	5	195.7	3	200,8	
919	944 3.0	GT	S. ROEST	203.4	5	203.4	8	202.2	4	200.0	6	198.9	3	201,6	
918	944 3.0	GT	M. BRAAKMAN	203.4	8	202.6	4	201.5	9	198.2	6	194.6	3	200,1	
98	Zilhouette	ZIL	J. HOEKSTRA	203.0	3	199.6	2	199.6	7	199.6	9	199.3	8	200,2	
96	Zilhouette	ZIL	M. VAN DER LYKE	202.2	7	200.7	6	199.3	9	198.5	2	198.2	4	199,8	
995	944 S2	GT	B. GIELEN	201.9	7	200.7	9	191.8	8	190.1	10	188.5	5	194,6	
67	BMW E36	BMW	R. TER VELDE	201.1	10	200.7	6	200.0	7	199.3	4	198.2	5	199,9	
113	BMW M3	DTC2	M. BROERSEN	200.7	3	200.4	5	200.0	4	197.8	9	197.8	7	199,3	
952	Cayman	GT	A. JONKMAN	200.7	8	198.5	7	192.5	3	191.5	9	189.1	6	194,5	
69	Zilhouette	ZIL	J. DRENTH	200.4	5	198.9	2	198.5	4	196.7	3	196.0	6	198,1	
992	Cayman	GT	R. SLUITER	200.4	3	198.9	7	197.1	2	196.0	4	194.2	5	197,3	
81	Zilhouette	ZIL	B. BLAAK	199.6	9	198.5	2	198.5	8	198.2	7	197.8	3	198,5	
40	BMW E36	BMW	G. LEKKERKERKER	199.3	4	197.8	5	196.7	6	196.7	3	196.4	9	197,4	
61	Zilhouette	ZIL	B. WEERING	199.3	8	197.8	7	196.7	4	196.7	9	196.4	2	197,4	
128	BMW M3	DTC2	J. HARPER	199.3	2	196.0	8	191.8	4	186.9	5	185.9	7	192,0	
265	BMW Z3	DTC2	G. BARTELS	199.3	3	199.3	5	198.5	2	197.1	4	194.9	6	197,8	
38	BMW E36	BMW	A. WIEGERS	198.9	5	194.9	3	194.6	6	193.9	8	193.5	4	195,2	
907	CAYMAN	GT	S. D'ANJOU	198.5	8	196.4	6	196.0	2	191.8	10	189.1	5	194,4	
18	BMW E36	BMW	N. HERMANS	197.8	5	194.6	4	194.2	8	193.5	10	192.2	6	194,5	
8	BMW E36	BMW	P. KROEZE	197.4	3	197.4	5	197.4	6	196.7	4	196.4	2	197,1	
963	968	GT	P. TER BURG	197.4	7	196.4	3	196.4	4	195.7	9	193.9	8	196,0	
270	Seat Leon	DTC1	B. ARENSEN	197.1	10	192.2	5	189.5	7	187.8	4	186.9	2	190,7	
914	Boxster	BOXSTER	W. GROENEWOLD	197.1	10	196.4	6	195.3	3	195.3	8	194.9	2	195,8	
983	Boxster	BOXSTER	R. VAESSEN	195.7	8	194.2	7	193.5	3	193.5	4	193.2	6	194,0	



ACNN
SPA EURO RACE
QUALIFYING

Best Top Speed


Team	Car	Class	Top Speed Driver	Top 1		Top 2		Top 3		Top 4		Top 5		
				Kph	Lap	Kph	Lap	Kph	Lap	Kph	Lap	Kph	Lap	Avg
23	BMW E36	BMW	H. VAN NORDEN	195.3	8	193.5	6	193.5	9	193.2	4	192.5	5	193,6
29	BMW E36	BMW	G. LAND	195.3	3	195.3	4	194.6	10	194.6	9	193.5	6	194,7
44	BMW E36	BMW	R.	195.3	9	194.6	8	193.5	6	192.2	4	190.8	2	193,3
74	BMW E36	BMW	P. CASPERS	194.6	3	193.2	2	193.2	8	192.9	6	192.9	7	193,4
43	BMW E36	BMW	A. BAKKER	193.2	6	192.5	8	191.2	5	190.8	9	190.1	10	191,6
9	BMW E36	BMW	D. EMAAR	192.9	4	191.5	5	190.8	3	179.4	2	176.5	8	186,2
31	BMW E36	BMW	M. VAN OLSST	191.8	7	191.2	9	189.8	3	189.5	5	189.5	8	190,4
908	944 Cup	944	R. NOOIJ	191.8	6	189.8	4	189.8	7	189.5	8	189.1	3	190,0
21	BMW E36	BMW	H. JENSMA	191.2	5	191.2	6	191.2	9	190.1	8	189.1	3	190,6
39	BMW E36	BMW	T. VAN BAAST	190.8	2	187.2	6	183.1	4	172.8	5	138.6	7	174,5
47	BMW E36	BMW	M. SCHUTTE	189.8	3	188.2	7	185.9	4	182.4	2	178.8	6	185,0
12	BMW E36	BMW	M. VAN DIJK	188.8	8	187.2	9	186.9	4	185.9	7	185.6	6	186,9
328	Vege Series	DTC1	M. DE WIT	188.8	6	188.2	4	186.5	2	185.9	5	181.8	3	186,2
975	968	944	P. VD BERG	187.5	4	186.9	8	186.2	6	183.7	2	183.1	3	185,5
48	BMW E36	BMW	G. KALKHUIS	187.2	6	185.9	7	185.9	8	185.6	9	182.7	5	185,5
986	Boxster	BOXSTER	J. OFFRINGA	184.0	5	183.1	6	182.1	7	180.9	4	174.5	8	180,9
902	944	944	E. KLOOSTER	182.4	8	182.1	6	181.8	5	180.3	7	179.7	4	181,3
145	BMW 120D	DTC2	A. NEUMANN	180.0	9	177.3	2	176.2	3	175.3	6	175.0	8	176,8
900	944	944	M. OOSTRUM	179.7	5	178.2	6	177.9	9	177.6	3	175.6	2	177,8
944	944	944	F. VAN DER TOORN VRIJHOFF	178.2	9	174.2	6	173.9	3	173.9	4	171.4	5	174,3
904	944	944	S. BAKKER	170.1	7	167.7	5	167.2	2	166.7	8	165.6	3	167,5
49	BMW E36	BMW												
123	BMW M3	DTC2												
905	997 GT3 Cup	PCR												



ACNN
SPA EURO RACE
QUALIFYING

Fastest Lap Sequence

Elapsed	No Team	Car	Class	Driver	Time	Kph	Lap
5:41.868	909	997 GT3 Cup	RS	Henrik HOFFNER	2:44.406	153.4	2
6:11.095	299	Porsche GT3	DTC1	Hielke OOSTEN	2:42.278	155.4	2
7:46.209	115	Porsche GT3	DTC1	Floris DULLAART	2:35.563	162.1	2
8:14.405	126	991 GT3 Cup	RS	Jos JANSEN	2:33.623	164.1	2
13:02.114	115	Porsche GT3	DTC1	Floris DULLAART	2:33.570	164.2	4
20:42.361	115	Porsche GT3	DTC1	Floris DULLAART	2:31.171	166.8	7




ACNN SPA EURO RACE QUALIFYING

Sector Analysis

Personal Best Session Best Crossing the finish line in the pit lane

Lap	D	Time	Sector 1	Sector 2	Sector 3	T.Spd	Elapsed	Lap	D	Time	Sector 1	Sector 2	Sector 3	T.Spd	Elapsed
3	1.	Sam DE LANGE				Zilhouette ZIL		18	1.	Noah HERMANS				BMW E36 BMW	
1	1	4:45.048	2:23.254	1:28.054	53.740	181.2	4:45.048	1	1	3:17.237	1:01.235	1:26.407	49.595	176.5	3:17.237
2	1	2:58.040	52.364	1:19.274	46.402	196.4	7:43.088	2	1	3:07.612	54.643	1:24.142	48.827	186.9	6:24.849
3	1	2:57.269	51.559	1:19.464	46.246	201.9	10:40.357	3	1	3:08.291	54.928	1:25.337	48.026	192.2	9:33.140
4	1	2:56.094	51.266	1:19.111	45.717	194.2	13:36.451	4	1	3:07.331	53.458	1:25.489	48.384	194.6	12:40.471
5	1	2:56.375	50.941	1:18.109	47.325	205.3	16:32.826	5	1	3:07.716	54.275	1:24.844	48.597	197.8	15:48.187
6	1	2:56.602	51.150	1:18.753	46.699	201.1	19:29.428	6	1	3:11.294	53.681	1:24.048	53.565	192.2	18:59.481
7	1	2:54.675	50.953	1:18.315	45.407	200.4	22:24.103	7	1	3:05.257	54.070	1:23.049	48.138	190.5	22:04.738
8	1	2:57.064	50.963	1:20.253	45.848	202.6	25:21.167	8	1	3:07.527	54.667	1:24.218	48.642	194.2	25:12.265
								9	1	3:12.884	54.892	1:28.438	49.554	191.8	28:25.149
								10	1	3:05.469	54.108	1:22.984	48.377	193.5	31:30.618
8	1.	Patrick KROEZE				BMW E36 BMW		21	1.	Harm JENSMA				BMW E36 BMW	
	2.	Matthieu KRUGER													
1	1	5:19.400	3:04.047	1:25.775	49.578	148.6	5:19.400	1	1	5:25.968	3:08.172	1:28.851	48.945	133.2	5:25.968
2	1	3:01.475	52.402	1:21.249	47.824	196.4	8:20.875	2	1	3:07.722	54.789	1:24.773	48.160	183.1	8:33.690
3	1	3:00.785	52.336	1:21.803	46.646	197.4	11:21.660	3	1	3:08.437	54.464	1:24.913	49.060	189.1	11:42.127
4	1	3:00.478	52.230	1:21.044	47.204	196.7	14:22.138	4	1	3:08.464	56.135	1:23.902	48.427	187.2	14:50.591
5	1	2:59.559	52.094	1:20.700	46.765	197.4	17:21.697	5	1	3:05.606	54.180	1:23.251	48.175	191.2	17:56.197
6	1	2:59.200	51.940	1:20.643	46.617	197.4	20:20.897	6	1	3:05.440	53.943	1:23.660	47.837	191.2	21:01.637
7	1	3:18.627	51.654	1:29.336	57.637	193.2	23:39.524	7	1	3:08.521	56.197	1:24.670	47.654	189.1	24:10.158
8	1	3:28.912	52.372	1:29.496	1:07.044	195.3	27:08.436	8	1	3:06.192	53.938	1:23.741	48.513	190.1	27:16.350
9	1	3:25.610	58.924	1:31.602	55.084	163.6	30:34.046	9	1	3:06.072	54.251	1:23.626	48.195	191.2	30:22.422
9	1.	David EMAAR				BMW E36 BMW		23	1.	Henri VAN NORDEN				BMW E36 BMW	
	2.	Dennis EMAAR JR													
1	1	3:24.928	1:06.795	1:27.261	50.872	161.9	3:24.928	1	1	4:06.140	1:39.610	1:30.903	55.627	153.0	4:06.140
2	1	3:14.718	58.342	1:26.939	49.437	179.4	6:39.646	2	1	3:07.994	55.404	1:22.942	49.648	177.6	7:14.134
3	1	3:08.717	55.173	1:25.126	48.418	190.8	9:48.363	3	1	3:06.065	54.361	1:23.637	48.067	184.0	10:20.199
4	1	3:09.302	54.719	1:24.745	49.838	192.9	12:57.665	4	1	3:03.384	53.240	1:21.763	48.381	193.2	13:23.583
5	1	3:29.205	B 55.614	1:25.789	1:07.802	191.5	16:26.870	5	1	3:03.013	53.181	1:21.956	47.876	192.5	16:26.596
6	1	5:21.956	2:56.784	1:32.920	52.252	171.2	21:48.826	6	1	3:04.180	54.220	1:21.854	48.106	193.5	19:30.776
7	1	3:23.450	58.929	1:31.818	52.703	162.2	25:12.276	7	1	3:02.959	52.460	1:22.058	48.441	184.0	22:33.735
8	1	3:20.674	58.103	1:30.351	52.220	176.5	28:32.950	8	1	3:02.381	52.993	1:21.737	47.651	195.3	25:36.116
9	1	3:16.531	56.313	1:29.334	50.884	173.4	31:49.481	9	1	3:01.129	52.409	1:21.350	47.370	193.5	28:37.245
								10	1	3:19.321	54.402	1:33.810	51.109	190.5	31:56.566
10	1.	Mark WIERINGA				Zilhouette ZIL		29	1.	Gerrit LAND				BMW E36 BMW	
	2.														
1	1	3:38.586	1:20.753	1:29.735	48.098	125.1	3:38.586	1	1	4:01.922	1:31.680	1:30.053	1:00.189	167.7	4:01.922
2	1	2:58.163	51.738	1:20.569	45.856	200.7	6:36.749	2	1	3:08.171	53.596	1:23.635	50.940	192.9	7:10.093
3	1	2:56.192	51.089	1:19.738	45.365	195.7	9:32.941	3	1	3:22.447	53.106	1:32.070	57.271	195.3	10:32.540
4	1	2:55.911	52.051	1:18.615	45.245	202.6	12:28.852	4	1	3:01.922	52.864	1:21.707	47.351	195.3	13:34.462
5	1	2:52.988	51.035	1:17.421	44.532	200.7	15:21.840	5	1	3:01.391	53.033	1:21.431	46.927	191.5	16:35.853
6	1	2:56.428	50.667	1:17.722	48.039	204.5	18:18.268	6	1	3:02.995	52.476	1:21.658	48.861	193.5	19:38.848
7	1	6:01.720	B 53.420	1:24.874	3:43.426	188.2	24:19.988	7	1	3:00.388	52.347	1:21.101	46.940	192.9	22:39.236
12	1.	Maurice VAN DIJK				BMW E36 BMW		31	1.	Mark VAN OLST				BMW E36 BMW	
	2.	Jeffrey ZWIEP													
1	1	5:20.279	3:01.076	1:28.699	50.504	165.6	5:20.279	1	1	4:48.648	2:26.584	1:28.774	53.290	171.2	4:48.648
2	1	3:06.969	54.835	1:23.735	48.399	181.8	8:27.248	2	1	3:09.843	55.816	1:24.758	49.269	179.7	7:58.491
3	1	3:08.907	53.934	1:24.610	50.363	182.7	11:36.155	3	1	3:09.925	55.367	1:25.850	48.708	189.8	11:08.416
4	1	3:05.511	54.066	1:23.410	48.035	186.9	14:41.666								
5	1	3:07.594	54.370	1:23.413	49.811	185.2	17:49.260								
6	1	3:05.805	54.262	1:23.731	47.812	185.6	20:55.065								
7	1	3:04.841	53.760	1:22.954	48.127	185.9	23:59.906								
8	1	3:07.421	53.595	1:23.301	50.525	188.8	27:07.327								
9	1	3:07.953	54.059	1:22.937	50.957	187.2	30:15.280								




ACNN SPA EURO RACE QUALIFYING

Sector Analysis

Personal Best Session Best Crossing the finish line in the pit lane

Lap	D	Time	Sector 1	Sector 2	Sector 3	T.Spd	Elapsed	Lap	D	Time	Sector 1	Sector 2	Sector 3	T.Spd	Elapsed
38 1. Auke WIEGERS BMW E36 2. Daniel MEENDERING BMW															
1	1	3:02.286	51.458	1:23.654	47.174	155.8	3:02.286								
2	1	3:00.309	52.107	1:21.452	46.750	193.2	6:02.595								
3	1	2:58.604	51.973	1:20.129	46.502	194.9	9:01.199								
4	1	2:57.913	52.120	1:19.355	46.438	193.5	11:59.112								
5	1	3:01.806	51.606	1:20.758	49.442	198.9	15:00.918								
6	1	3:18.126	53.301	1:24.494	1:00.331	194.6	18:19.044								
7	1	4:37.379	2:27.813	1:21.992	47.574	182.7	22:56.423								
8	1	3:00.486	52.314	1:21.597	46.575	193.9	25:56.909								
9	1	3:00.826	52.509	1:21.113	47.204	193.5	28:57.735								
10	1	3:15.748	55.532	1:27.497	52.719	139.9	32:13.483								
39 1. Twan VAN BAAST BMW E36 2. Jur VISSER BMW															
1	1	5:00.389	2:40.036	1:27.884	52.469	130.3	5:00.389								
2	1	3:06.079	53.759	1:23.550	48.770	190.8	8:06.468								
3	1	4:00.681	56.867	1:49.669	1:14.145	135.5	12:07.149								
4	1	8:06.405	5:36.040	1:30.151	1:00.214	183.1	20:13.554								
5	1	5:50.245	3:29.162	1:28.530	52.553	172.8	26:03.799								
6	1	3:06.337	53.677	1:24.985	47.675	187.2	29:10.136								
7	1	3:36.974	1:03.473	1:29.023	1:04.478	138.6	32:47.110								
40 1. Gerald LEKKERKERKER BMW E36 2. Ton VAN OTTERLOO BMW															
1	1	3:35.467	1:16.909	1:28.970	49.588	131.4	3:35.467								
2	1	3:09.927	53.409	1:29.197	47.321	195.3	6:45.394								
3	1	2:59.694	52.564	1:20.580	46.550	196.7	9:45.088								
4	1	2:59.532	51.873	1:20.310	47.349	199.3	12:44.620								
5	1	2:59.541	52.503	1:20.459	46.579	197.8	15:44.161								
6	1	2:59.875	52.345	1:20.799	46.731	196.7	18:44.036								
7	1	3:12.819	55.320	1:20.377	57.122	194.9	21:56.855								
8	1	4:12.547	1:58.158	1:25.123	49.266	193.9	26:09.402								
9	1	3:06.578	54.535	1:23.148	48.895	196.4	29:15.980								
10	1	3:05.590	53.854	1:23.866	47.870	190.1	32:21.570								
43 1. Arnold BAKKER BMW E36 BMW															
1	1	3:21.419	1:01.914	1:27.952	51.553	170.9	3:21.419								
2	1	3:09.276	55.587	1:24.820	48.869	187.2	6:30.695								
3	1	3:11.143	56.632	1:25.666	48.845	189.1	9:41.838								
4	1	3:10.026	54.853	1:25.123	50.050	185.6	12:51.864								
5	1	3:12.643	55.018	1:24.632	52.993	191.2	16:04.507								
6	1	3:06.932	54.917	1:23.223	48.792	193.2	19:11.439								
7	1	3:05.609	54.429	1:22.744	48.436	186.2	22:17.048								
8	1	3:08.003	54.477	1:25.362	48.164	192.5	25:25.051								
9	1	3:09.608	54.349	1:24.001	51.258	190.8	28:34.659								
10	1	3:16.023	57.633	1:26.623	51.767	190.1	31:50.682								
44 1. Robert ACKERMANN BMW E36 BMW															
1	1	3:06.038	55.202	1:23.384	47.452	162.2	3:06.038								
2	1	3:00.126	53.006	1:20.225	46.895	190.8	6:06.164								
3	1	3:00.484	52.263	1:21.585	46.636	190.1	9:06.648								
4	1	2:59.379	52.170	1:20.234	46.975	192.2	12:06.027								
5	1	3:01.884	52.212	1:21.350	48.322	190.1	15:07.911								
6	1	3:00.044	52.405	1:20.652	46.987	193.5	18:07.955								
7	1	3:14.975	52.399	1:20.541	1:02.035	190.8	21:22.930								
8	1	4:05.153	1:57.042	1:21.192	46.919	194.6	25:28.083								
9	1	3:05.195	52.124	1:21.933	51.138	195.3	28:33.278								
10	1	3:03.571	55.164	1:20.967	47.440	188.2	31:36.849								
47 1. Mick SCHUTTE BMW E36 BMW															
1	1	4:26.834	1:45.786	1:35.551	1:05.497	135.7	4:26.834								
2	1	3:09.030	55.258	1:23.995	49.777	182.4	7:35.864								
3	1	3:07.935	54.999	1:24.126	48.810	189.8	10:43.799								
4	1	3:05.245	54.194	1:22.464	48.587	185.9	13:49.044								
5	1	3:34.089	57.200	1:38.527	58.362	151.9	17:23.133								
6	1	3:07.257	55.513	1:23.062	48.682	178.8	20:30.390								
7	1	3:41.041	54.236	1:32.027	1:14.778	188.2	24:11.431								
48 1. Guido KALKHUIS BMW E36 BMW															
1	1	4:14.672	1:46.102	1:33.257	55.313	141.7	4:14.672								
2	1	3:22.699	58.205	1:27.731	56.763	179.1	7:37.371								
3	1	3:17.344	57.772	1:26.488	53.084	182.1	10:54.715								
4	1	3:17.063	56.843	1:30.171	50.049	179.4	14:11.778								
5	1	3:12.959	56.741	1:30.221	49.997	182.7	17:24.737								
6	1	3:11.102	55.378	1:25.308	50.416	187.2	20:35.839								
7	1	3:17.707	56.598	1:28.836	52.273	185.9	23:53.546								
8	1	3:13.437	56.186	1:23.706	53.545	185.9	27:06.983								
9	1	3:12.936	57.397	1:25.082	50.457	185.6	30:19.919								
61 1. Bert WEERING Zilhouette ZIL															
1	1	5:15.931	2:59.040	1:28.689	48.202	170.3	5:15.931								
2	1	2:59.014	52.333	1:20.228	46.453	196.4	8:14.945								
3	1	3:00.991	53.055	1:22.302	45.634	192.5	11:15.936								
4	1	2:56.827	51.208	1:19.630	45.989	196.7	14:12.763								
5	1	2:58.309	51.419	1:20.575	46.315	163.9	17:11.072								
6	1	3:02.744	50.723	1:26.649	45.372	193.9	20:13.816								
7	1	2:56.255	50.449	1:19.950	45.856	197.8	23:10.071								
8	1	2:56.564	51.981	1:19.596	44.987	199.3	26:06.635								
9	1	2:53.792	50.527	1:18.205	45.060	196.7	29:00.427								
10	1	2:58.721	53.334	1:18.983	46.404	135.0	31:59.148								
67 1. Richard TER VELDE BMW E36 2. Markus TER VELDE BMW															
1	1	3:20.076	1:03.046	1:27.415	49.615	175.6	3:20.076								
2	1	3:05.256	54.644	1:23.224	47.388	193.5	6:25.332								
3	1	3:05.579	53.783	1:24.378	47.418	196.4	9:30.911								
4	1	3:04.117	53.043	1:23.820	47.254	199.3	12:35.028								
5	1	3:04.127	53.252	1:23.424	47.451	198.2	15:39.155								
6	1	3:01.208	52.521	1:21.629	47.058	200.7	18:40.363								




ACNN SPA EURO RACE QUALIFYING

Sector Analysis

■ Personal Best
 ■ Session Best
 ■ Crossing the finish line in the pit lane

Lap	D	Time	Sector 1	Sector 2	Sector 3	T.Spd	Elapsed	Lap	D	Time	Sector 1	Sector 2	Sector 3	T.Spd	Elapsed
69 1. Jan Berry DRENTH Zilhouette ZIL															
7	1	3:02.203	52.436	1:22.312	47.455	200.0	21:42.566	3	1	2:55.425	50.144	1:20.273	45.008	204.2	9:04.364
8	1	3:12.628	56.866	1:26.436	49.326	166.7	24:55.194	4	1	2:53.681	49.376	1:19.223	45.082	201.9	11:58.045
9	1	3:03.767	53.155	1:22.021	48.591	196.0	27:58.961	5	1	2:54.920	50.022	1:19.331	45.567	207.7	14:52.965
10	1	3:04.985	53.813	1:23.296	47.876	201.1	31:03.946	6	1	2:52.600	50.217	1:17.358	45.025	203.4	17:45.565
1	1	3:36.841	1:20.222	1:29.304	47.315	130.3	3:36.841	7	1	2:51.407	49.707	1:17.409	44.291	205.7	20:36.972
2	1	2:56.326	51.765	1:19.565	44.996	198.9	6:33.167	8	1	3:00.029	50.810	1:18.549	50.670	206.5	23:37.001
3	1	2:55.810	50.526	1:19.636	45.648	196.7	9:28.977	9	1	3:18.693 B	50.269	1:19.269	1:09.155	202.6	26:55.694
4	1	2:52.304	50.376	1:17.250	44.678	198.5	12:21.281								
5	1	2:54.336	50.632	1:17.766	45.938	200.4	15:15.617								
6	1	2:55.285	51.286	1:18.865	45.134	196.0	18:10.902								
7	1	2:57.746	52.057	1:19.183	46.506	195.7	21:08.648								
8	1	4:34.810 B	51.133	1:18.825	2:24.852	194.6	25:43.458								
74 1. Patrick CASPERS 2. Erik MIK BMW E36 BMW															
1	1	4:04.563	1:35.919	1:31.387	57.257	156.7	4:04.563								
2	1	3:04.365	53.738	1:22.148	48.479	193.2	7:08.928								
3	1	3:01.375	52.692	1:21.243	47.440	194.6	10:10.303								
4	1	3:31.266 B	54.324	1:24.648	1:12.294	188.5	13:41.569								
5	1	4:40.812	2:25.292	1:24.555	50.965	179.4	18:22.381								
6	1	3:04.473	54.197	1:21.562	48.714	192.9	21:26.854								
7	1	3:03.602	54.806	1:20.852	47.944	192.9	24:30.456								
8	1	3:04.665	53.660	1:22.315	48.690	193.2	27:35.121								
9	1	3:04.562	54.821	1:21.929	47.812	192.5	30:39.683								
77 1. Robert SULMA Cayman GT4 RS															
1	1	3:16.787	1:03.641	1:27.302	45.844	162.9	3:16.787								
2	1	2:45.529	47.883	1:15.943	41.703	193.2	6:02.316								
3	1	2:40.752	45.656	1:13.912	41.184	227.8	8:43.068								
4	1	2:55.378 B	45.538	1:15.344	54.496	215.1	11:38.446								
5	1	3:54.673	1:57.163	1:14.699	42.811	227.4	15:33.119								
6	1	2:40.477	45.241	1:13.382	41.854	225.0	18:13.596								
7	1	2:39.452	45.274	1:12.749	41.429	241.1	20:53.048								
8	1	2:40.799	44.752	1:13.079	42.968	240.0	23:33.847								
9	1	3:04.000 B	46.916	1:19.131	57.953	233.3	26:37.847								
81 1. Bernard BLAAK Zilhouette ZIL															
1	1	3:34.133	1:19.199	1:27.950	46.984	135.0	3:34.133								
2	1	2:56.711	51.463	1:20.062	45.186	198.5	6:30.844								
3	1	2:53.669	50.895	1:17.921	44.853	197.8	9:24.513								
4	1	2:53.290	51.550	1:16.969	44.771	195.3	12:17.803								
5	1	3:58.969 B	52.431	1:17.445	1:49.093	195.3	16:16.772								
6	1	3:17.640	1:14.338	1:18.138	45.164	196.0	19:34.412								
7	1	2:57.423	50.684	1:20.278	46.461	198.2	22:31.835								
8	1	2:53.114	50.579	1:17.228	45.307	198.5	25:24.949								
9	1	2:53.353	50.152	1:18.320	44.881	199.6	28:18.302								
10	1	2:54.990	52.071	1:17.459	45.460	196.0	31:13.292								
92 1. Michael HERMANS Zilhouette ZIL															
1	1	3:13.497	59.259	1:25.455	48.783	143.4	3:13.497								
2	1	2:55.442	50.917	1:19.229	45.296	202.2	6:08.939								
94 1. Carlo BROEREN Zilhouette ZIL															
1	1	3:33.235	1:17.843	1:28.814	46.578	138.8	3:33.235								
2	1	2:58.265	51.173	1:21.826	45.266	200.4	6:31.500								
3	1	2:55.610	50.398	1:19.671	45.541	208.5	9:27.110								
4	1	2:53.213	50.280	1:18.303	44.630	202.6	12:20.323								
5	1	2:54.707	50.263	1:18.787	45.657	201.9	15:15.030								
6	1	2:56.637	51.348	1:19.133	46.156	197.1	18:11.667								
7	1	2:55.783	50.553	1:19.555	45.675	201.9	21:07.450								
8	1	2:56.422	51.001	1:19.895	45.526	202.2	24:03.872								
9	1	4:26.832 B	51.446	1:20.836	2:14.550	196.0	28:30.704								
96 1. Marcel VAN DER LYKE Zilhouette ZIL															
1	1	4:03.398	1:46.228	1:27.868	49.302	173.6	4:03.398								
2	1	3:03.480	52.847	1:22.948	47.685	198.5	7:06.878								
3	1	2:59.715	53.418	1:19.255	47.042	193.5	10:06.593								
4	1	3:05.703	51.967	1:21.623	52.113	198.2	13:12.296								
5	1	2:54.662	51.804	1:17.506	45.352	197.1	16:06.958								
6	1	2:55.085	51.853	1:18.315	44.917	200.7	19:02.043								
7	1	2:54.267	51.212	1:17.429	45.626	202.2	21:56.310								
8	1	3:03.649	56.413	1:21.568	45.668	135.8	24:59.959								
9	1	2:53.557	50.856	1:16.992	45.709	199.3	27:53.516								
10	1	3:03.971	52.402	1:23.895	47.674	182.1	30:57.487								
98 1. Jack HOEKSTRA Zilhouette ZIL															
1	1	3:35.930	1:18.926	1:29.958	47.046	130.1	3:35.930								
2	1	2:56.157	51.980	1:18.999	45.178	199.6	6:32.087								
3	1	2:57.438	51.363	1:19.501	46.574	203.0	9:29.525								
4	1	2:55.244	52.274	1:17.924	45.046	196.7	12:24.769								
5	1	2:55.408	51.548	1:18.480	45.380	198.5	15:20.177								
6	1	2:55.404	51.397	1:18.112	45.895	198.9	18:15.581								
7	1	2:55.809	51.601	1:19.151	45.057	199.6	21:11.390								
8	1	2:56.366	51.259	1:19.516	45.591	199.3	24:07.756								
9	1	2:55.135	50.909	1:18.110	46.116	199.6	27:02.891								
10	1	2:55.061	51.666	1:17.830	45.565	196.4	29:57.952								
11	1	2:54.480	51.389	1:17.712	45.379	196.0	32:52.432								
106 1. Joop ARENSEN BMW GTR DTC1															
1	1	4:14.109	1:52.019	1:34.030	48.060	154.3	4:14.109								
2	1	2:49.654	48.740	1:16.621	44.293	229.3	7:03.763								
3	1	2:39.497	45.253	1:13.051	41.193	241.1	9:43.260								
4	1	3:10.983 B	44.635	1:26.867	59.481	242.2	12:54.243								
113 1. Maik BROERSEN BMW M3 DTC2															
1	1	3:48.156	1:23.237	1:31.251	53.668	131.9	3:48.156								



ACNN SPA EURO RACE QUALIFYING

Sector Analysis

Personal Best Session Best B Crossing the finish line in the pit lane

Lap	D	Time	Sector 1	Sector 2	Sector 3	T.Spd	Elapsed	Lap	D	Time	Sector 1	Sector 2	Sector 3	T.Spd	Elapsed
2	1	3:00.912	52.221	1:22.005	46.686	196.4	6:49.068	2	1	8:19.722	6:12.747	1:22.168	44.807	197.4	14:44.718
3	1	3:00.163	52.122	1:21.078	46.963	200.7	9:49.231	3	1	2:56.545	49.903	1:21.300	45.342	204.5	17:41.263
4	1	3:01.643	52.475	1:21.542	47.626	200.0	12:50.874	4	1	2:51.947	48.735	1:18.376	44.836	208.1	20:33.210
5	1	3:01.367	52.335	1:22.099	46.933	200.4	15:52.241	5	1	2:52.954	48.587	1:18.024	46.343	205.3	23:26.164
6	1	3:05.291	53.045	1:24.105	48.141	180.9	18:57.532	6	1	2:51.576	48.672	1:17.500	45.404	207.3	26:17.740
7	1	3:04.922	52.126	1:23.223	49.573	197.8	22:02.454	7	1	2:52.320	48.488	1:19.052	44.780	195.7	29:10.060
8	1	3:05.182	54.219	1:23.375	47.588	172.8	25:07.636	8	1	2:50.513	48.354	1:16.967	45.192	209.7	32:00.573
9	1	3:01.313	51.786	1:21.935	47.592	197.8	28:08.949								
10	1	3:08.127	55.630	1:24.135	48.362	192.5	31:17.076								

115		1. Floris DULLAART		Porsche GT3 DTC1			
1	1	5:10.646	3:04.446	1:23.693	42.507	174.8	5:10.646
2	1	2:35.563	42.274	1:12.927	40.362	258.4	7:46.209
3	1	2:42.335	44.894	1:14.316	43.125	237.9	10:28.544
4	1	2:33.570	42.703	1:11.337	39.530	254.1	13:02.114
5	1	2:34.517	42.367	1:12.394	39.756	252.9	15:36.631
6	1	2:34.559	42.673	1:12.041	39.845	240.0	18:11.190
7	1	2:31.171	41.942	1:10.859	38.370	251.7	20:42.361
8	1	2:50.755	42.850	1:14.953	52.952	247.1	23:33.116

126		1. Jos JANSEN		991 GT3 Cup RS			
1	1	5:40.782	3:32.638	1:14.697	53.447	200.0	5:40.782
2	1	2:33.623	42.284	1:12.313	39.026	240.5	8:14.405
3	1	2:34.960	43.458	1:12.062	39.440	251.2	10:49.365
4	1	2:34.392	41.786	1:12.474	40.132	230.3	13:23.757
5	1	2:49.110	42.059	1:11.595	55.456	263.4	16:12.867

128		1. Jos HARPER		BMW M3 DTC2			
1	1	3:55.713	1:26.942	1:31.543	57.228	152.8	3:55.713
2	1	3:08.733	54.884	1:25.498	48.351	199.3	7:04.446
3	1	3:15.492	57.087	1:28.772	49.633	184.0	10:19.938
4	1	3:18.607	54.879	1:31.958	51.770	191.8	13:38.545
5	1	3:10.370	53.708	1:27.588	49.074	186.9	16:48.915
6	1	3:12.116	54.863	1:28.710	48.543	181.2	20:01.031
7	1	3:12.889	54.146	1:26.695	52.048	185.9	23:13.920
8	1	3:08.277	53.186	1:25.137	49.954	196.0	26:22.197
9	1	3:09.162	54.436	1:25.680	49.046	176.5	29:31.359
10	1	3:09.768	54.225	1:26.740	48.803	180.0	32:41.127

145		1. Arnaud NEUMANN		BMW 120D DTC2			
1	1	3:53.393	1:26.100	1:31.316	55.977	155.2	3:53.393
2	1	3:19.359	57.243	1:29.713	52.403	177.3	7:12.752
3	1	3:34.258	58.204	1:30.481	1:05.573	176.2	10:47.010
4	1	4:31.310	2:03.609	1:32.599	55.102	164.6	15:18.320
5	1	3:24.722	58.666	1:32.531	53.525	171.2	18:43.042
6	1	3:17.221	58.275	1:28.006	50.940	175.3	22:00.263
7	1	3:16.852	57.712	1:28.219	50.921	173.9	25:17.115
8	1	3:17.390	57.799	1:27.104	52.487	175.0	28:34.505
9	1	3:30.457	57.808	1:34.294	58.355	180.0	32:04.962


176		1. Sijef JANSEN		BMW GTR DTC1			
1	1	6:24.996	3:48.943	1:33.800	1:02.253	167.2	6:24.996

227		1. Jacob VAN DEN OUTENA		BMW M3 DTC2			
1	1	4:12.370	1:40.946	1:36.663	54.761	148.1	4:12.370
2	1	3:00.246	51.837	1:22.668	45.741	195.7	7:12.616
3	1	2:56.167	49.668	1:21.971	44.528	194.9	10:08.783
4	1	2:54.653	49.355	1:20.523	44.775	216.4	13:03.436
5	1	2:53.314	49.572	1:19.583	44.159	213.0	15:56.750
6	1	2:59.783	49.012	1:22.680	48.091	189.1	18:56.533
7	1	2:54.025	48.478	1:20.819	44.728	211.8	21:50.558
8	1	2:52.439	49.200	1:18.894	44.345	204.5	24:42.997
9	1	2:53.014	48.397	1:19.612	45.005	224.1	27:36.011
10	1	2:55.229	49.426	1:21.427	44.376	195.3	30:31.240

259		1. Wessel SANDKUIJL		BMW M3 DTC2			
1	1	4:10.459	1:36.968	1:39.640	53.851	138.5	4:10.459
2	1	3:12.424	53.596	1:31.177	47.651	170.3	7:22.883
3	1	3:21.146	51.057	1:27.982	1:02.107	180.0	10:44.029
4	1	3:45.871	1:40.012	1:20.557	45.302	177.3	14:29.900
5	1	2:50.573	48.558	1:18.068	43.947	225.9	17:20.473
6	1	2:49.767	48.360	1:18.261	43.146	211.8	20:10.240
7	1	3:14.869	47.917	1:25.429	1:01.523	214.3	23:25.109
8	1	3:22.909	1:13.250	1:24.280	45.379	157.0	26:48.018
9	1	2:48.230	47.999	1:17.065	43.166	225.9	29:36.248
10	1	2:49.865	48.048	1:17.120	44.697	225.9	32:26.113

265		1. Gijs BARTELS		BMW Z3 DTC2			
1	1	3:40.039	1:21.928	1:29.725	48.386	132.4	3:40.039
2	1	2:58.888	52.352	1:19.985	46.551	198.5	6:38.927
3	1	2:59.212	52.053	1:20.584	46.575	199.3	9:38.139
4	1	2:59.012	51.855	1:21.072	46.085	197.1	12:37.151
5	1	2:58.046	51.540	1:20.646	45.860	199.3	15:35.197
6	1	3:18.987	51.840	1:19.935	1:07.212	194.9	18:54.184

270		1. Berry ARENSEN		Seat Leon DTC1			
1	1	3:56.756	1:34.403	1:30.185	52.168	163.6	3:56.756
2	1	3:03.810	50.829	1:26.559	46.422	186.9	7:00.566
3	1	2:58.583	49.248	1:22.962	46.373	182.7	9:59.149
4	1	2:56.587	48.781	1:21.702	46.104	187.8	12:55.736
5	1	2:57.666	49.709	1:21.819	46.138	192.2	15:53.402
6	1	3:01.246	50.841	1:23.072	47.333	178.8	18:54.648
7	1	2:57.777	49.213	1:22.821	45.743	189.5	21:52.425
8	1	2:57.156	49.436	1:22.019	45.701	176.2	24:49.581
9	1	2:55.371	48.952	1:21.055	45.364	186.5	27:44.952
10	1	2:55.986	49.769	1:20.297	45.920	197.1	30:40.938




ACNN SPA EURO RACE QUALIFYING

Sector Analysis

Personal Best Session Best B Crossing the finish line in the pit lane

Lap	D	Time	Sector 1	Sector 2	Sector 3	T.Spd	Elapsed	Lap	D	Time	Sector 1	Sector 2	Sector 3	T.Spd	Elapsed
299 Porsche GT3 DTC1 1. Hielke OOSTEN 2. Pascal TEEKENS															
1	1	3:28.817	1:18.397	1:27.809	42.611	130.0	3:28.817	2	1	3:30.927	1:01.697	1:34.249	54.981	167.2	8:09.689
2	1	2:42.278	46.013	1:14.937	41.328	234.3	6:11.095	3	1	3:30.120	1:01.592	1:32.335	56.193	165.6	11:39.809
3	1	2:39.243	45.402	1:13.553	40.288	229.8	8:50.338	4	1	3:46.520 B	1:01.317	1:34.013	1:11.190	165.1	15:26.329
4	1	3:06.949 B	45.160	1:16.901	1:04.888	238.4	11:57.287	5	1	4:30.410	2:03.439	1:32.587	54.384	167.7	19:56.739
								6	1	3:26.070	1:00.114	1:33.233	52.723	165.4	23:22.809
								7	1	3:26.088	1:00.051	1:31.472	54.565	170.1	26:48.897
								8	1	3:26.240	1:00.931	1:31.002	54.307	166.7	30:15.137
305 BMW Compact DTC2 1. Charlotte VERKUIJLEN															
1	1	5:22.695	3:09.455	1:26.383	46.857	150.0	5:22.695								
2	1	2:54.239	48.645	1:19.114	46.480	225.0	8:16.934								
3	1	2:51.859	50.283	1:18.231	43.345	212.2	11:08.793								
4	1	3:04.153 B	47.380	1:17.802	58.971	233.8	14:12.946								
5	1	4:07.629	2:07.727	1:16.934	42.968	226.9	18:20.575								
6	1	2:47.145	47.343	1:15.858	43.944	230.3	21:07.720								
7	1	2:47.134	49.255	1:15.537	42.342	223.1	23:54.854								
8	1	2:47.564	49.603	1:15.102	42.859	225.5	26:42.418								
9	1	2:42.981	46.430	1:14.721	41.830	234.8	29:25.399								
10	1	2:47.076	46.921	1:17.581	42.574	218.6	32:12.475								
328 Vege Series DTC1 1. Marnix DE WIT															
1	1	5:25.171	3:08.140	1:25.636	51.395	159.1	5:25.171								
2	1	3:08.988	55.268	1:24.420	49.300	186.5	8:34.159								
3	1	3:12.641	57.096	1:25.578	49.967	181.8	11:46.800								
4	1	3:07.427	54.741	1:23.715	48.971	188.2	14:54.227								
5	1	3:06.155	55.196	1:22.844	48.115	185.9	18:00.382								
6	1	3:04.915	54.245	1:22.275	48.395	188.8	21:05.297								
900 944 1. Marc OOSTRUM															
1	1	4:19.338	1:47.727	1:37.034	54.577	145.6	4:19.338								
2	1	3:14.882	58.004	1:26.204	50.674	175.6	7:34.220								
3	1	3:12.877	56.601	1:25.959	50.317	177.6	10:47.097								
4	1	3:17.606	58.043	1:27.557	52.006	170.3	14:04.703								
5	1	3:12.647	56.570	1:25.287	50.790	179.7	17:17.350								
6	1	3:12.100	57.070	1:24.693	50.337	178.2	20:29.450								
7	1	3:31.063	59.093	1:32.738	59.232	160.7	24:00.513								
8	1	3:28.852	1:00.556	1:35.484	52.812	145.6	27:29.365								
9	1	3:11.785	56.819	1:24.957	50.009	177.9	30:41.150								
902 944 1. Edwin KLOOSTER															
1	1	4:56.117	2:34.960	1:30.000	51.157	152.8	4:56.117								
2	1	3:14.077	58.250	1:26.049	49.778	178.8	8:10.194								
3	1	3:13.805	57.140	1:26.121	50.544	179.1	11:23.999								
4	1	3:11.458	57.283	1:24.480	49.695	179.7	14:35.457								
5	1	3:13.674	56.859	1:25.293	51.522	181.8	17:49.131								
6	1	3:11.407	57.627	1:24.393	49.387	182.1	21:00.538								
7	1	3:13.742	57.898	1:26.278	49.566	180.3	24:14.280								
8	1	3:11.958	56.926	1:24.912	50.120	182.4	27:26.238								
9	1	3:12.740	57.177	1:25.996	49.567	172.5	30:38.978								
904 944 1. Sander BAKKER															
1	1	4:38.762	2:02.292	1:38.866	57.604	117.6	4:38.762								
907 CAYMAN GT 1. Sebastiaan D'ANJOU															
1	1	4:21.822	2:00.953	1:32.030	48.839	132.2	4:21.822								
2	1	3:02.879	53.208	1:22.945	46.726	196.0	7:24.701								
3	1	3:00.783	50.015	1:23.716	47.052	178.8	10:25.484								
4	1	3:05.740	51.073	1:25.877	48.790	185.9	13:31.224								
5	1	3:00.673	51.113	1:22.189	47.371	189.1	16:31.897								
6	1	3:01.427	50.039	1:24.342	47.046	196.4	19:33.324								
7	1	3:01.056	50.019	1:24.994	46.043	188.8	22:34.380								
8	1	2:59.963	50.610	1:23.049	46.304	198.5	25:34.343								
9	1	3:01.006	50.221	1:23.113	47.672	188.5	28:35.349								
10	1	3:04.075	51.979	1:22.329	49.767	191.8	31:39.424								
908 944 Cup 944 1. Ruben NOOIJ															
1	1	4:32.929	2:13.398	1:28.101	51.430	143.8	4:32.929								
2	1	3:11.561	55.824	1:25.235	50.502	185.2	7:44.490								
3	1	3:08.970	54.957	1:24.436	49.577	189.1	10:53.460								
4	1	3:09.663	54.883	1:25.408	49.372	189.8	14:03.123								
5	1	3:07.994	54.812	1:24.537	48.645	189.1	17:11.117								
6	1	3:06.828	54.214	1:24.507	48.107	191.8	20:17.945								
7	1	3:07.290	54.247	1:24.356	48.687	189.8	23:25.235								
8	1	3:27.465 B	57.166	1:22.972	1:07.327	189.5	26:52.700								
9	1	4:17.798	1:47.712	1:33.047	57.039	141.5	31:10.498								
909 997 GT3 Cup RS 1. Henrik HOFFNER															
1	1	2:57.462	50.425	1:22.182	44.855	158.8	2:57.462								
2	1	2:44.406	46.608	1:15.358	42.440	220.0	5:41.868								
3	1	2:35.773	42.990	1:12.496	40.287	252.3	8:17.641								
4	1	2:47.857	45.808	1:15.150	46.899	241.1	11:05.498								
5	1	2:45.844	47.025	1:18.272	40.547	211.8	13:51.342								
6	1	2:54.600 B	43.699	1:13.763	57.138	242.7	16:45.942								
910 911 RSR RS 1. Andreas PAASSEN															
1	1	4:39.806	2:05.775	1:37.699	56.332	139.2	4:39.806								
2	1	2:57.991	49.624	1:21.316	47.051	201.5	7:37.797								
3	1	2:57.454	50.419	1:21.515	45.520	201.5	10:35.251								
4	1	2:56.832	49.578	1:21.863	45.391	187.5	13:32.083								
5	1	2:58.161	51.172	1:21.725	45.264	195.7	16:30.244								
6	1	2:54.647	49.501	1:20.685	44.461	206.1	19:24.891								
7	1	2:53.759	48.959	1:20.049	44.751	200.4	22:18.650								
8	1	2:55.816	49.848	1:20.623	45.345	208.5	25:14.466								
9	1	2:56.250	50.233	1:21.269	44.748	186.2	28:10.716								
10	1	2:54.912	49.997	1:19.551	45.364	205.7	31:05.628								
911 996 GT3 Cup RS 1. Hans VAN SPRONSEN															



ACNN
SPA EURO RACE
QUALIFYING

Sector Analysis

Personal Best Session Best B Crossing the finish line in the pit lane

Lap	D	Time	Sector 1	Sector 2	Sector 3	T.Spd	Elapsed	Lap	D	Time	Sector 1	Sector 2	Sector 3	T.Spd	Elapsed
1	1	4:20.508	2:01.264	1:30.142	49.102	139.9	4:20.508	7	1	2:53.595	49.257	1:19.472	44.866	208.1	21:43.062
2	1	2:59.090	50.904	1:23.550	44.636	191.8	7:19.598	8	1	2:58.015	50.761	1:21.413	45.841	194.2	24:41.077
3	1	2:56.771	47.694	1:23.543	45.534	185.6	10:16.369	9	1	2:54.505	49.477	1:19.665	45.363	217.3	27:35.582
4	1	2:50.349	46.797	1:18.626	44.926	210.1	13:06.718	10	1	2:54.981	48.996	1:20.854	45.131	208.1	30:30.563
5	1	2:54.882	46.843	1:22.179	45.860	220.4	16:01.600								
6	1	2:51.419	46.779	1:19.495	45.145	200.7	18:53.019								
7	1	2:50.590	47.374	1:19.845	43.371	200.4	21:43.609								
8	1	2:49.447	47.393	1:18.491	43.563	200.7	24:33.056								
9	1	2:48.954	46.875	1:18.459	43.620	213.9	27:22.010								
10	1	2:50.613	46.801	1:18.729	45.083	204.2	30:12.623								

914 1. Wilbert GROENEWOLD Boxster BOXSTER

1	1	4:35.466	2:18.883	1:27.185	49.398	127.2	4:35.466
2	1	3:06.427	54.474	1:23.505	48.448	194.9	7:41.893
3	1	3:06.249	54.818	1:22.256	49.175	195.3	10:48.142
4	1	3:05.935	54.988	1:22.357	48.590	193.9	13:54.077
5	1	3:04.472	53.512	1:22.754	48.206	185.9	16:58.549
6	1	3:04.031	53.362	1:22.289	48.380	196.4	20:02.580
7	1	3:09.890	55.566	1:24.797	49.527	175.3	23:12.470
8	1	3:03.649	53.699	1:22.155	47.795	195.3	26:16.119
9	1	3:04.493	54.416	1:21.706	48.371	193.9	29:20.612
10	1	3:04.113	53.808	1:22.430	47.875	197.1	32:24.725

918 1. Marco BRAAKMAN 944 3.0 GT

1	1	4:48.989	2:34.617	1:26.390	47.982	165.4	4:48.989
2	1	3:04.673	53.694	1:22.731	48.248	181.5	7:53.662
3	1	3:03.713	52.972	1:23.467	47.274	194.6	10:57.375
4	1	3:07.558	53.091	1:27.630	46.837	202.6	14:04.933
5	1	3:00.736	52.217	1:22.244	46.275	187.8	17:05.669
6	1	2:58.185	51.815	1:20.050	46.320	198.2	20:03.854
7	1	3:04.300	53.773	1:22.706	47.821	175.6	23:08.154
8	1	3:02.243	52.975	1:21.259	48.009	203.4	26:10.397
9	1	3:08.082	52.363	1:28.338	47.381	201.5	29:18.479
10	1	3:01.908	51.951	1:22.807	47.150	184.9	32:20.387

919 1. Sander ROEST 944 3.0 GT

1	1	4:25.438	2:07.981	1:29.920	47.537	146.1	4:25.438
2	1	3:01.937	53.178	1:21.979	46.780	188.2	7:27.375
3	1	3:01.200	52.114	1:20.954	48.132	198.9	10:28.575
4	1	3:00.399	51.707	1:21.974	46.718	202.2	13:28.974
5	1	2:57.471	50.896	1:20.863	45.712	203.4	16:26.445
6	1	2:56.302	51.577	1:18.510	46.215	200.0	19:22.747
7	1	2:59.745	51.171	1:22.856	45.718	190.8	22:22.492
8	1	3:00.686	51.228	1:20.783	48.675	203.4	25:23.178
9	1	3:15.519 B	51.245	1:22.495	1:01.779	196.7	28:38.697

926 1. Ronald VAN VLIET Cayman GT

1	1	4:14.932	2:00.013	1:26.550	48.369	150.4	4:14.932
2	1	2:55.928	49.663	1:20.829	45.436	203.8	7:10.860
3	1	2:55.285	50.255	1:19.986	45.044	206.1	10:06.145
4	1	2:53.816	49.187	1:19.581	45.048	216.9	12:59.961
5	1	2:54.744	49.753	1:19.914	45.077	210.1	15:54.705
6	1	2:54.762	49.749	1:19.824	45.189	204.2	18:49.467

944 1. Pascal VAN DER TOORN 944

1	1	4:59.244	2:35.706	1:30.883	52.655	147.3	4:59.244
2	1	3:17.706	58.414	1:27.612	51.680	168.0	8:16.950
3	1	3:19.657	57.820	1:29.087	52.750	173.9	11:36.607
4	1	3:16.505	57.362	1:27.749	51.394	173.9	14:53.112
5	1	3:17.975	58.291	1:27.223	52.461	171.4	18:11.087
6	1	3:16.722	57.729	1:27.022	51.971	174.2	21:27.809
7	1	3:14.548	57.885	1:25.971	50.692	169.8	24:42.357
8	1	3:12.943	56.611	1:25.508	50.824	167.4	27:55.300
9	1	3:14.444	57.251	1:25.605	51.588	178.2	31:09.744

952 1. Albert JONKMAN Cayman GT

1	1	4:25.044	2:04.195	1:31.302	49.547	134.0	4:25.044
2	1	3:07.025	52.979	1:26.017	48.029	187.8	7:32.069
3	1	3:05.267	52.554	1:24.757	47.956	192.5	10:37.336
4	1	3:06.327	51.990	1:26.709	47.628	184.3	13:43.663
5	1	3:04.092	51.829	1:25.157	47.106	182.1	16:47.755
6	1	3:05.690	52.114	1:25.056	48.520	189.1	19:53.445
7	1	3:01.978	51.825	1:23.328	46.825	198.5	22:55.423
8	1	3:16.493 B	51.439	1:23.319	1:01.735	200.7	26:11.916
9	1	4:12.337	2:01.683	1:24.125	46.529	191.5	30:24.253

957 1. Niek-Jan STEEHOUWER Cayman GT


1	1	4:34.084	1:59.933	1:38.339	55.812	130.3	4:34.084
2	1	3:27.516	50.387	1:38.583	58.546	215.1	8:01.600
3	1	2:59.265	50.602	1:22.177	46.486	215.6	11:00.865
4	1	2:56.873	49.900	1:21.762	45.211	193.5	13:57.738
5	1	2:54.646	49.737	1:19.789	45.120	188.2	16:52.384
6	1	3:17.625 B	53.417	1:25.691	58.517	180.0	20:10.009
7	1	4:29.990	2:16.557	1:27.040	46.393	156.1	24:39.999
8	1	2:53.947	49.016	1:19.523	45.408	218.6	27:33.946
9	1	2:53.242	49.191	1:19.371	44.680	214.7	30:27.188

961 Snel Motorsport 991 GT3 Cup RS
1. Edwin VAN WIJNGAARDE

1	1	5:13.393	2:59.979	1:28.870	44.544	161.2	5:13.393
2	1	2:47.303	46.394	1:18.411	42.498	226.9	8:00.696
3	1	2:43.347	45.403	1:15.105	42.839	219.1	10:44.043
4	1	2:42.135	45.243	1:15.284	41.608	242.7	13:26.178
5	1	2:42.180	44.512	1:14.574	43.094	234.8	16:08.358
6	1	2:56.744 B	47.786	1:14.210	54.748	224.1	19:05.102
7	1	4:00.909	2:00.367	1:17.126	43.416	220.0	23:06.011
8	1	2:42.729	46.079	1:15.583	41.067	240.5	25:48.740
9	1	2:43.818	44.510	1:15.735	43.573	223.1	28:32.558
10	1	2:42.351	44.868	1:15.064	42.419	234.8	31:14.909

963 1. Pijke TER BURG 968 GT

1	1	4:27.776	2:08.988	1:29.295	49.493	146.5	4:27.776
---	---	----------	----------	----------	--------	-------	----------




ACNN
SPA EURO RACE
QUALIFYING

Sector Analysis

Personal Best Session Best Crossing the finish line in the pit lane

Lap	D	Time	Sector 1	Sector 2	Sector 3	T.Spd	Elapsed	Lap	D	Time	Sector 1	Sector 2	Sector 3	T.Spd	Elapsed
968 1. Patrick VD BERG															
1	1	3:03.631	51.585	1:24.923	47.123	186.5	7:31.407								
2	1	2:57.515	50.277	1:20.828	46.410	196.4	10:28.922								
3	1	3:01.433	50.298	1:23.606	47.529	196.4	13:30.355								
4	1	2:57.861	50.605	1:21.683	45.573	190.8	16:28.216								
5	1	2:58.763	50.665	1:22.587	45.511	193.5	19:26.979								
6	1	2:56.604	50.087	1:21.268	45.249	197.4	22:23.583								
7	1	3:13.827	B 53.929	1:22.219	57.679	193.9	25:37.410								
8	1	3:36.573	1:28.243	1:22.535	45.795	195.7	29:13.983								
9	1	3:00.005	51.829	1:21.188	46.988	185.2	32:13.988								
968															
944															
975 1. Patrick VD BERG															
1	1	4:51.163	2:31.061	1:28.027	52.075	161.2	4:51.163								
2	1	3:11.498	56.450	1:24.794	50.254	183.7	8:02.661								
3	1	3:10.749	56.771	1:24.906	49.072	183.1	11:13.410								
4	1	3:20.104	56.326	1:28.534	55.244	187.5	14:33.514								
5	1	3:16.173	56.750	1:25.406	54.017	182.1	17:49.687								
6	1	3:10.184	56.285	1:24.780	49.119	186.2	20:59.871								
7	1	3:17.925	59.772	1:28.379	49.774	172.5	24:17.796								
8	1	3:08.820	55.780	1:24.294	48.746	186.9	27:26.616								
9	1	3:10.933	56.553	1:25.259	49.121	181.8	30:37.549								
976 Snel Motorsport 1. Christiaan VERHOOG															
1	1	5:12.686	3:03.681	1:22.326	46.679	152.5	5:12.686								
2	1	2:49.371	47.262	1:18.770	43.339	194.6	8:02.057								
3	1	2:48.008	47.110	1:16.446	44.452	219.5	10:50.065								
4	1	2:46.310	46.655	1:16.192	43.463	224.5	13:36.375								
5	1	2:51.818	47.881	1:19.629	44.308	213.4	16:28.193								
6	1	2:45.864	47.547	1:15.684	42.633	219.5	19:14.057								
7	1	2:43.463	46.157	1:15.323	41.983	234.3	21:57.520								
8	1	3:11.393	B 56.036	1:20.078	55.279	144.6	25:08.913								
991 GT3 Cup															
RS															
980 1. Anton POELL 2. Lars POELL															
1	1	2:58.228	53.731	1:20.406	44.091	182.4	2:58.228								
2	1	2:44.552	46.289	1:16.368	41.895	206.5	5:42.780								
3	1	2:37.892	43.752	1:13.699	40.441	234.3	8:20.672								
4	1	2:45.111	46.407	1:15.894	42.810	228.8	11:05.783								
5	1	2:45.106	45.212	1:17.388	42.506	187.5	13:50.889								
6	1	2:41.383	44.121	1:14.941	42.321	230.3	16:32.272								
7	1	2:53.525	B 45.386	1:14.078	54.061	226.4	19:25.797								
8	1	8:51.413	6:46.658	1:20.544	44.211	206.9	28:17.210								
9	1	3:05.019	B 44.930	1:24.473	55.616	204.5	31:22.229								
982 1. Nick GEELLEN															
1	1	3:59.158	1:47.701	1:24.125	47.332	177.0	3:59.158								
2	1	2:54.618	50.471	1:19.403	44.744	201.9	6:53.776								
3	1	2:54.437	49.957	1:18.938	45.542	203.4	9:48.213								
4	1	2:55.080	49.264	1:20.399	45.417	204.2	12:43.293								
5	1	2:53.945	49.527	1:19.168	45.250	204.9	15:37.238								
6	1	2:52.617	49.047	1:18.696	44.874	209.7	18:29.855								
7	1	2:54.815	50.520	1:18.906	45.389	206.9	21:24.670								
8	1	2:52.906	49.479	1:18.767	44.660	205.3	24:17.576								
9	1	3:10.018	B 51.532	1:19.811	58.675	205.7	27:27.594								
10	1	4:43.833	2:35.908	1:19.895	48.030	191.5	32:11.427								
987 1. Jean-Paul HULSEBOS															
1	1	4:16.271	1:58.878	1:29.295	48.098	124.3	4:16.271								
2	1	2:57.616	50.262	1:20.644	46.710	189.5	7:13.887								
3	1	2:58.575	49.254	1:21.998	47.323	191.2	10:12.462								
4	1	2:53.957	48.929	1:19.483	45.545	201.1	13:06.419								
5	1	3:00.144	50.095	1:24.290	45.759	196.7	16:06.563								
6	1	2:55.043	49.754	1:19.931	45.358	194.6	19:01.606								
7	1	2:54.617	49.464	1:19.409	45.744	206.1	21:56.223								
8	1	3:06.871	58.245	1:22.303	46.323	147.5	25:03.094								
9	1	2:53.778	49.484	1:19.459	44.835	199.6	27:56.872								
10	1	2:56.069	49.677	1:21.024	45.368	187.2	30:52.941								
989 Snel Motorsport 1. Henk VAN NOREL															
1	1	5:12.429	2:58.758	1:23.538	50.133	168.0	5:12.429								
2	1	2:54.505	50.132	1:18.784	45.589	213.4	8:06.934								
3	1	2:54.659	50.247	1:19.101	45.311	216.0	11:01.593								
4	1	2:57.482	49.640	1:21.821	46.021	198.9	13:59.075								
5	1	2:55.535	49.548	1:20.784	45.203	198.2	16:54.610								
6	1	2:58.105	49.819	1:21.761	46.525	187.2	19:52.715								
7	1	2:58.960	51.542	1:21.578	45.840	209.3	22:51.675								
8	1	2:54.830	50.103	1:20.074	44.653	216.0	25:46.505								
9	1	2:56.080	50.274	1:19.934	45.872	211.8	28:42.585								
10	1	3:01.529	51.493	1:22.921	47.115	182.7	31:44.114								
990 1. Dirk SCHULZ															
1	1	5:16.884	2:52.717	1:36.412	47.755	135.8	5:16.884								
2	1	3:00.619	48.360	1:24.106	48.153	208.1	8:17.503								
3	1	2:59.889	50.967	1:23.796	45.126	186.2	11:17.392								
4	1	2:59.918	49.625	1:24.407	45.886	217.7	14:17.310								



ACNN SPA EURO RACE QUALIFYING

Sector Analysis

■ Personal Best ■ Session Best B Crossing the finish line in the pit lane

Lap	D	Time	Sector 1	Sector 2	Sector 3	T.Sp	Elapsed	Lap	D	Time	Sector 1	Sector 2	Sector 3	T.Sp	Elapsed							
5	1	2:56.531	49.899	1:21.553	45.079	198.9	17:13.841	1	1	4:08.027	1:59.162	1:21.852	47.013	180.6	4:08.027							
6	1	2:52.513	47.528	1:20.887	44.098	209.7	20:06.354	2	1	2:59.877 B	46.421	1:18.700	54.756	228.8	7:07.904							
7	1	2:59.034	49.394	1:23.185	46.455	177.6	23:05.388	3	1	4:55.845	2:53.416	1:18.099	44.330	217.3	12:03.749							
8	1	2:54.718	48.160	1:21.325	45.233	217.3	26:00.106	4	1	2:46.306	46.036	1:17.250	43.020	235.3	14:50.055							
9	1	2:53.529	48.821	1:20.598	44.110	211.4	28:53.635	5	1	2:45.545	45.652	1:17.002	42.891	228.3	17:35.600							
10	1	2:56.790	47.529	1:21.499	47.762	225.9	31:50.425	6	1	2:45.767	46.088	1:16.217	43.462	239.5	20:21.367							
991 1.Jan Mark SCHULZ 996 GT3 Cup RS								7								1	2:59.817 B	45.531	1:21.971	52.315	241.1	23:21.184
								8								1	4:50.513	2:46.003	1:19.496	45.014	225.5	28:11.697
								9								1	2:54.288	49.409	1:19.676	45.203	204.2	31:05.985


1	1	4:40.639	2:15.655	1:28.525	56.459	139.5	4:40.639
2	1	2:56.734	49.907	1:21.291	45.536	188.5	7:37.373
3	1	2:52.483	47.071	1:18.377	47.035	216.0	10:29.856
4	1	2:52.537	47.198	1:20.741	44.598	200.7	13:22.393
5	1	2:45.322	45.456	1:17.012	42.854	226.9	16:07.715
6	1	3:02.854 B	50.380	1:18.624	53.850	213.0	19:10.569
7	1	4:16.722	2:16.051	1:17.534	43.137	214.7	23:27.291
8	1	3:01.734	46.848	1:16.826	58.060	219.5	26:29.025
9	1	2:46.822	46.771	1:17.364	42.687	218.6	29:15.847
10	1	2:48.727	48.034	1:18.234	42.459	220.4	32:04.574

992 1.Rudy SLUITER Cayman GT							
1	1	4:19.904	2:00.380	1:29.045	50.479	146.5	4:19.904
2	1	3:00.506	51.129	1:22.532	46.845	197.1	7:20.410
3	1	3:03.958	51.054	1:25.860	47.044	200.4	10:24.368
4	1	3:03.793	51.580	1:24.744	47.469	196.0	13:28.161
5	1	3:21.671 B	50.520	1:24.935	1:06.216	194.2	16:49.832
6	1	11:27.451	9:14.164	1:25.794	47.493	187.8	28:17.283
7	1	3:03.723	51.408	1:24.579	47.736	198.9	31:21.006

995 1.Boo GIELEN 944 S2 GT 2.Rob SMULDERS							
1	1	3:45.143	1:18.169	1:35.689	51.285	124.4	3:45.143
2	1	3:10.888	55.343	1:26.074	49.471	168.0	6:56.031
3	1	3:04.303	52.954	1:23.277	48.072	181.2	10:00.334
4	1	3:01.890	52.387	1:22.170	47.333	186.2	13:02.224
5	1	3:02.629	52.010	1:23.387	47.232	188.5	16:04.853
6	1	3:01.981	51.939	1:22.616	47.426	184.6	19:06.834
7	1	2:59.828	51.669	1:21.231	46.928	201.9	22:06.662
8	1	3:02.712	51.775	1:24.130	46.807	191.8	25:09.374
9	1	3:00.120	51.567	1:20.712	47.841	200.7	28:09.494
10	1	3:00.331	51.883	1:20.849	47.599	190.1	31:09.825

996 1.Johan VAN PEPERZEEL 996 GT3 Cup RS 2.Paul GEERIS							
1	1	3:41.707	1:17.603	1:34.687	49.417	119.5	3:41.707
2	1	2:53.904	47.738	1:21.026	45.140	221.8	6:35.611
3	1	2:51.831	49.076	1:19.542	43.213	216.9	9:27.442
4	1	2:48.286	46.676	1:18.698	42.912	232.3	12:15.728
5	1	2:45.787	45.870	1:17.069	42.848	240.0	15:01.515
6	1	3:04.393 B	47.007	1:19.881	57.505	228.8	18:05.908
7	1	7:06.030	5:04.288	1:18.342	43.400	227.8	25:11.938
8	1	2:47.432	47.047	1:16.725	43.660	224.5	27:59.370
9	1	2:55.544	50.197	1:19.437	45.910	210.5	30:54.914


997 1.Jurgen ALBERT 991 GT3 Cup RS							
---	--	--	--	--	--	--	--



ACNN
SPA EURO RACE
RACE 1 (1 Hour +1 Lap)

Starting Grid


Frank BROERSEN	123	- 39 -	49	Sjoerd STIKSMA
3:16.852 Arnaud NEUMANN	145	- 38 -	48	3:11.102 Guido KALKHUIS
3:08.717 David EMAAR	9	- 37 -	128	3:08.277 Jos HARPER
3:06.192 Mark VAN OLST	31	- 36 -	39	3:06.079 Twan VAN BAAST
3:05.609 Arnold BAKKER	43	- 35 -	21	3:05.440 Harm JENSMA
3:05.257 Noah HERMANS	18	- 34 -	47	3:05.245 Mick SCHUTTE
3:04.915 Marnix DE WIT	328	- 33 -	12	3:04.841 Maurice VAN DIJK
3:01.375 Patrick CASPERS	74	- 32 -	67	3:01.208 Richard TER VELDE
3:01.129 Henri VAN NORDEN	23	- 31 -	113	3:00.163 Maik BROERSEN
2:59.829 Gerrit LAND	29	- 30 -	40	2:59.532 Gerald LEKKERKERKER
2:59.379 Robert ACKERMANN	44	- 29 -	8	2:59.200 Patrick KROEZE
2:58.046 Gijs BARTELS	265	- 28 -	38	2:57.913 Auke WIEGERS
2:56.094 Sam DE LANGE	3	- 27 -	270	2:55.371 Berry ARENSEN
2:54.480 Jack HOEKSTRA	98	- 26 -	61	2:53.792 Bert WEERING
2:53.557 Marcel VAN DER LYKE	96	- 25 -	94	2:53.213 Carlo BROEREN
2:53.114 Bernard BLAAK	81	- 24 -		



ACNN
SPA EURO RACE
RACE 1 (1 Hour +1 Lap)

Starting Grid

2:52.439 Jacob VAN DEN OUTENAAR	227	- 23 -	10	2:52.988 Mark WIERINGA
2:51.407 Michael HERMANS	92	- 22 -	69	2:52.304 Jan Berry DRENTH
2:48.230 Wessel SANDKUIJL	259	- 21 -	176	2:50.513 Sjef JANSEN
2:39.497 Joop ARENSEN	106	- 20 -	305	2:42.981 Charlotte VERKUIJLEN
2:31.171 Floris DULLAART	115	- 19 -	299	2:39.243 Hielke OOSTEN
		- 18 -		
2:43.463 Christiaan VERHOOG Snel Motorsport	976	- 17 -	904	3:26.070 Sander BAKKER
3:13.264 Jan-Wouter OFFRINGA	986	- 16 -	944	3:12.943 Pascal VAN DER TOORN VRUTHOFF
3:11.785 Marc OOSTRUM	900	- 15 -	902	3:11.407 Edwin KLOOSTER
3:08.820 Patrick VD BERG	975	- 14 -	983	3:08.453 Robert VAESEN
3:06.828 Ruben NOOIJ	908	- 13 -	914	3:03.649 Wilbert GROENEWOUD
3:01.978 Albert JONKMAN	952	- 12 -	957	2:53.242 Niek-Jan STEEHOUWER
3:00.506 Rudy SLUITER	992	- 11 -	907	2:59.963 Sebastiaan D'ANJOU
2:59.828 Boo GIELEN	995	- 10 -	918	2:58.185 Marco BRAAKMAN
2:56.604 Pijke TER BURG	963	- 9 -	919	2:56.302 Sander ROEST



ACNN
SPA EURO RACE
RACE 1 (1 Hour +1 Lap)


Starting Grid

2:54.505 Henk VAN NOREL Snel Motorsport	989	- 8 -	2:53.778 Jean-Paul HULSEBOS
2:53.759 Andreas PAASSEN	910	- 7 -	2:53.595 Ronald VAN VLIET
2:52.617 Nick GEELEN	982	- 6 -	2:52.513 Dirk SCHULZ
2:48.954 Hans VAN SPRONSEN	911	- 5 -	2:45.787 Johan VAN PEPERZEEL
2:45.545 Jurgen ALBERT	997	- 4 -	2:45.322 Jan Mark SCHULZ
2:42.135 Edwin VAN WIJNGAARDEN Snel Motorsport	961	- 3 -	2:39.452 Robert SULMA
2:37.892 Anton POELL	980	- 2 -	2:35.773 Henrik HOFFNER
2:33.623 Jos JANSEN	126	- 1 -	

Pole ↓


#957 - DROP OF 10 GRID POSITIONS - NOT TECHNICAL CONFORM

Stewards	Timekeeper:
----------	-------------



ACNN
SPA EURO RACE
RACE 1 (1 Hour)
Final Classification

No Drivers	Team	Car	Cl.	Laps	Total Time	Gap	Kph	Best Lap		
								Lap	Time	Kph
1	126 J. JANSEN	991 GT3 Cup	RS	21	1:00:20.931	-	146.1	3	2:33.902	163.8
2	997 J. ALBERT	991 GT3 Cup	RS	21	1:00:48.270	+27.339	145.0	21	2:38.458	159.1
3	909 H. HOFFNER	997 GT3 Cup	RS	21	1:01:17.030	+56.099	143.9	3	2:32.458	165.4
4	961 E. VAN WIJNGAARDEN	991 GT3 Cup	RS	21	1:02:14.873	+1:53.942	141.7	3	2:35.920	161.7
5	77 R. SULMA	Cayman GT4	RS	21	1:02:21.787	+2:00.856	141.4	3	2:40.087	157.5
6	980 A. POELL/L. POELL	991 GT3 Cup	RS	21	1:02:26.510	+2:05.579	141.2	3	2:35.860	161.8
7	976 C. VERHOOG/P. SILIUS	RS	RS	21	1:02:28.363	+2:07.432	141.1	20	2:40.026	157.6
8	911 H. VAN SPRONSEN	996 GT3 Cup	RS	20	1:00:51.929		138.0	5	2:46.776	151.2
9	299 H. OOSTEN/P. TEEKENS	Porsche GT3	DTC1	20	1:00:54.340		137.9	7	2:41.544	156.1
10	991 J. SCHULZ	996 GT3 Cup	RS	20	1:01:26.492		136.7	2	2:45.742	152.1
11	990 D. SCHULZ	997 GT3 Cup	RS	20	1:02:29.278		134.4	16	2:49.639	148.6
12	69 J. DRENTH	Zilhouette	ZIL	20	1:03:05.467		133.1	7	2:50.893	147.5
13	926 R. VAN VLIET	Cayman	GT	20	1:03:06.527		133.1	7	2:54.178	144.8
14	227 J. VAN DEN OUTENAAR	BMW M3	DTC2	19	1:00:23.200		132.1	19	2:49.765	148.5
15	92 M. HERMANS	Zilhouette	ZIL	19	1:00:27.043		132.0	6	2:52.684	146.0
16	996 J. VAN PEPEERZEEL/P. GEERIS	996 GT3 Cup	RS	19	1:00:28.883		131.9	16	2:45.306	152.5
17	81 B. BLAAK	Zilhouette	ZIL	19	1:01:09.169		130.4	6	2:50.991	147.5
18	987 J. HULSEBOS	Cayman	GT	19	1:01:18.267		130.1	8	2:55.100	144.0
19	982 N. GEELEN	Boxster S	GT	19	1:01:19.178		130.1	3	2:54.635	144.4
20	10 M. WIERINGA	Zilhouette	ZIL	19	1:01:19.656		130.1	19	2:49.694	148.6
21	94 C. BROEREN	Zilhouette	ZIL	19	1:01:23.198		129.9	14	2:51.128	147.3
22	3 S. DE LANGE	Zilhouette	ZIL	19	1:01:45.416		129.2	6	2:51.768	146.8
23	61 B. WEERING	Zilhouette	ZIL	19	1:02:02.816		128.6	4	2:52.605	146.1
24	957 N. STEEHOUWER	Cayman	GT	19	1:02:03.054		128.6	9	2:54.794	144.3
25	992 R. SLUITER	Cayman	GT	19	1:02:03.972		128.5	14	2:57.090	142.4
26	919 S. ROEST	944 3.0	GT	19	1:02:07.586		128.4	14	2:57.589	142.0
27	270 B. ARENDSSEN	Seat Leon	DTC1	19	1:02:42.482		127.2	17	2:55.932	143.3
28	907 S. D'ANJOU	CAYMAN	GT	19	1:02:51.391		126.9	15	3:01.700	138.8
29	265 G. BARTELS	BMW Z3	DTC2	19	1:03:00.950		126.6	12	2:56.702	142.7
30	952 A. JONKMAN	Cayman	GT	19	1:03:20.617		125.9	15	3:01.630	138.8
31	38 A. WIEGERS/D. MEENDERING	BMW E36	BMW	19	1:03:21.388		125.9	5	3:00.234	139.9
32	995 B. GIELEN/R. SMULDERS	944 S2	GT	19	1:03:23.044		125.9	17	2:59.766	140.3
33	115 F. DULLAART	Porsche GT3	DTC1	18	53:00.978		142.5	5	2:32.797	165.0
34	49 S. STIKSMA	BMW E36	BMW	18	1:00:22.508		125.2	18	3:00.138	140.0
35	44 R. ACKERMANN	BMW E36	BMW	18	1:00:30.945		124.9	8	3:00.874	139.4
36	29 G. LAND/J. LAND	BMW E36	BMW	18	1:00:35.742		124.7	3	3:02.813	137.9
37	40 G. LEKKERKERKER/T. VAN OTTERLOO	BMW E36	BMW	18	1:00:45.781		124.4	8	3:00.989	139.3
38	914 W. GROENEWOUD	Boxster	BOXSTER	18	1:00:47.765		124.3	18	3:04.672	136.5
39	67 R. TER VELDE/M. TER VELDE	BMW E36	BMW	18	1:00:48.222		124.3	18	3:02.068	138.5
40	8 P. KROEZE/M. KRUGER	BMW E36	BMW	18	1:00:54.052		124.1	13	3:01.333	139.0
41	259 W. SANDKUIJL	BMW M3	DTC2	18	1:01:05.462		123.7	13	2:50.317	148.0
42	18 N. HERMANS	BMW E36	BMW-R	18	1:01:07.255		123.6	13	3:04.652	136.5
43	908 R. NOOIJ	944 Cup	944	18	1:01:17.910		123.3	5	3:07.009	134.8
44	975 P. VD BERG	968	944	18	1:01:37.619		122.6	5	3:06.899	134.9
45	39 T. VAN BAAST/J. VISSER	BMW E36	BMW-R	18	1:01:54.553		122.1	17	3:05.082	136.2
46	983 R. VAESEN	Boxster	BOXSTER	18	1:01:57.794		122.0	17	3:06.198	135.4
47	12 M. VAN DIJK/J. ZWIEP	BMW E36	BMW	18	1:02:09.517		121.6	13	3:05.797	135.7
48	47 M. SCHUTTE	BMW E36	BMW-R	18	1:02:11.327		121.5	12	3:05.013	136.3
49	23 H. VAN NORDEN/R. VAN HIERDEN	BMW E36	BMW	18	1:02:29.209		120.9	8	3:02.615	138.1
50	900 M. OOSTRUM	944	944	18	1:02:29.763		120.9	12	3:11.620	131.6
51	21 H. JENSMA	BMW E36	BMW-R	18	1:02:31.466		120.9	14	3:05.758	135.7
52	74 P. CASPERS/E. MIK	BMW E36	BMW	18	1:03:05.759		119.8	2	3:04.494	136.7
53	145 A. NEUMANN	BMW 120D	DTC2	18	1:03:22.162		119.3	17	3:10.372	132.4
54	944 P. VAN DER TOORN VRIJTHOFF	944	944	18	1:03:23.407		119.2	14	3:11.908	131.4
55	9 D. EMAAR/D. EMAAR JR	BMW E36	BMW-R	18	1:03:23.936		119.2	17	3:05.873	135.7
56	128 J. HARPER	BMW M3	DTC2	18	1:03:27.631		119.1	7	3:03.652	137.3
57	902 E. KLOOSTER	944	944	17	1:00:47.642		117.4	8	3:12.200	131.2
58	986 J. OFFRINGA	Boxster	BOXSTER	17	1:01:34.473		115.9	16	3:15.190	129.2
59	48 G. KALKHUIS	BMW E36	BMW-R	17	1:01:42.685		115.6	15	3:11.285	131.8
60	910 A. PAASSEN	911 RSR	RS	17	1:02:09.775		114.8	7	2:57.083	142.4
61	904 S. BAKKER	944	944	17	1:02:40.964		113.9	14	3:23.087	124.2
62	305 C. VERKUIJLEN	BMW Compact	DTC2	15	49:26.900		127.3	7	2:46.393	151.5
Not classified										
176	S. JANSEN	BMW GTR	DTC1	14	54:22.672			8	2:48.683	149.5



ACNN
SPA EURO RACE
RACE 1 (1 Hour)
Final Classification

No Drivers	Team	Car	Cl.	Laps	Total Time	Gap	Kph	Best Lap		
								Lap	Time	Kph
96 M. VAN DER LYKE		Zilhouette	ZIL	13	45:19.294			6	2:53.633	145.2
106 J. ARENSEN		BMW GTR	DTC1	12	41:02.873			6	2:45.568	152.3
113 M. BROERSEN		BMW M3	DTC2	9	28:36.040			9	2:59.706	140.3
123 F. BROERSEN		BMW M3	DTC2	9	30:03.368			6	2:58.587	141.2
98 J. HOEKSTRA		Zilhouette	ZIL	8	24:25.800			5	2:53.260	145.5
918 M. BRAAKMAN		944 3.0	GT	8	29:43.368			2	3:01.759	138.7
43 A. BAKKER		BMW E36	BMW	6	19:43.166			6	3:05.591	135.9
963 P. TER BURG		968	GT	2	6:04.954			2	3:01.034	139.3
31 M. VAN OLST/R. VAN DER SCHEER		BMW E36	BMW-R	1	4:24.287					
989 H. VAN NOREL	Snel Motorsport	Cayman	GT	1	4:28.356					
Not Started										
328 M. DE WIT		Vege Series	DTC2							


Pole Position:		Jos JANSEN	2:33.623	
Fastest Lap:	Lap 3	Henrik HOEFFNER	2:32.458	165.4 Kph

CARS 8 - 21 - 44 - 115 AND 909 PENALTY 10 SECONDS
 CARS 176 - 957 PENALTY 30 SECONDS
 CAR 992 PENALTY 4 SECONDS
 CAR 12 PENALTY 2 SECONDS

Published at:

Track Status: **DRY**


Stewards	Timekeeper:



ACNN
SPA EURO RACE
RACE 1 (1 Hour)

Final Classification by Class

No Drivers	Team	Car	Laps	Total Time	Gap	Kph	Best Lap	
							Lap	Time
944								
1	908 R. NOOIJ	944 Cup	18	1:01:17.910		123.3	5	3:07.009 134.8
2	975 P. VD BERG	968	18	1:01:37.619	+19.709	122.6	5	3:06.899 134.9
3	900 M. OOSTRUM	944	18	1:02:29.763	+1:11.853	120.9	12	3:11.620 131.6
4	944 P. VAN DER TOORN VRIJTHOFF	944	18	1:03:23.407	+2:05.497	119.2	14	3:11.908 131.4
5	902 E. KLOOSTER	944	17	1:00:47.642	1 Lap	117.4	8	3:12.200 131.2
6	904 S. BAKKER	944	17	1:02:40.964	1 Lap	113.9	14	3:23.087 124.2
BMW								
1	38 A. WIEGERS / D. MEENDERING	BMW E36	19	1:03:21.388		125.9	5	3:00.234 139.9
2	49 S. STIKSMA	BMW E36	18	1:00:22.508	1 Lap	125.2	18	3:00.138 140.0
3	44 R. ACKERMANN	BMW E36	18	1:00:30.945	1 Lap	124.9	8	3:00.874 139.4
4	29 G. LAND / J. LAND	BMW E36	18	1:00:35.742	1 Lap	124.7	3	3:02.813 137.9
5	40 G. LEKKERKERKER / T. VAN OTTERLOO	BMW E36	18	1:00:45.781	1 Lap	124.4	8	3:00.989 139.3
6	67 R. TER VELDE / M. TER VELDE	BMW E36	18	1:00:48.222	1 Lap	124.3	18	3:02.068 138.5
7	8 P. KROEZE / M. KRUGER	BMW E36	18	1:00:54.052	1 Lap	124.1	13	3:01.333 139.0
8	12 M. VAN DIJK / J. ZWIEP	BMW E36	18	1:02:09.517	1 Lap	121.6	13	3:05.797 135.7
9	23 H. VAN NORDEN / R. VAN HIERDEN	BMW E36	18	1:02:29.209	1 Lap	120.9	8	3:02.615 138.1
10	74 P. CASPERS / E. MIK	BMW E36	18	1:03:05.759	1 Lap	119.8	2	3:04.494 136.7
■ Not classified								
	43 A. BAKKER	BMW E36	6	19:43.166			6	3:05.591 135.9
BMW-R								
1	18 N. HERMANS	BMW E36	18	1:01:07.255		123.6	13	3:04.652 136.5
2	39 T. VAN BAAST / J. VISSER	BMW E36	18	1:01:54.553	+47.298	122.1	17	3:05.082 136.2
3	47 M. SCHUTTE	BMW E36	18	1:02:11.327	+1:04.072	121.5	12	3:05.013 136.3
4	21 H. JENSMA	BMW E36	18	1:02:31.466	+1:24.211	120.9	14	3:05.758 135.7
5	9 D. EMAAR / D. EMAAR JR	BMW E36	18	1:03:23.936	+2:16.681	119.2	17	3:05.873 135.7
6	48 G. KALKHUIS	BMW E36	17	1:01:42.685	1 Lap	115.6	15	3:11.285 131.8
■ Not classified								
	31 M. VAN OLST / R. VAN DER SCHEER	BMW E36	1	4:24.287				
BOXSTER								
1	914 W. GROENEWOUD	Boxster	18	1:00:47.765		124.3	18	3:04.672 136.5
2	983 R. VAESEN	Boxster	18	1:01:57.794	+1:10.029	122.0	17	3:06.198 135.4
3	986 J. OFFRINGA	Boxster	17	1:01:34.473	1 Lap	115.9	16	3:15.190 129.2
DTC1								
1	299 H. OOSTEN / P. TEEKENS	Porsche GT3	20	1:00:54.340		137.9	7	2:41.544 156.1
2	270 B. ARENSEN	Seat Leon	19	1:02:42.482	1 Lap	127.2	17	2:55.932 143.3
3	115 F. DULLAART	Porsche GT3	18	53:00.978	2 Laps	142.5	5	2:32.797 165.0
■ Not classified								
	176 S. JANSEN	BMW GTR	14	54:22.672			8	2:48.683 149.5
	106 J. ARENSEN	BMW GTR	12	41:02.873			6	2:45.568 152.3
DTC2								
1	227 J. VAN DEN OUTENAAR	BMW M3	19	1:00:23.200		132.1	19	2:49.765 148.5
2	265 G. BARTELS	BMW Z3	19	1:03:00.950	+2:37.750	126.6	12	2:56.702 142.7
3	259 W. SANDKUIJL	BMW M3	18	1:01:05.462	1 Lap	123.7	13	2:50.317 148.0
4	145 A. NEUMANN	BMW 120D	18	1:03:22.162	1 Lap	119.3	17	3:10.372 132.4
5	128 J. HARPER	BMW M3	18	1:03:27.631	1 Lap	119.1	7	3:03.652 137.3
6	305 C. VERKUIJLEN	BMW Compact	15	49:26.900	4 Laps	127.3	7	2:46.393 151.5
■ Not classified								
	113 M. BROERSEN	BMW M3	9	28:36.040			9	2:59.706 140.3
	123 F. BROERSEN	BMW M3	9	30:03.368			6	2:58.587 141.2
■ Not Started								
	328 M. DE WIT	Vege Series						
GT								
1	926 R. VAN VLIET	Cayman	20	1:03:06.527		133.1	7	2:54.178 144.8
2	987 J. HULSEBOS	Cayman	19	1:01:18.267	1 Lap	130.1	8	2:55.100 144.0
3	982 N. GEELEN	Boxster S	19	1:01:19.178	1 Lap	130.1	3	2:54.635 144.4
4	957 N. STEEHOUWER	Cayman	19	1:02:03.054	1 Lap	128.6	9	2:54.794 144.3
5	992 R. SLUITER	Cayman	19	1:02:03.972	1 Lap	128.5	14	2:57.090 142.4
6	919 S. ROEST	944 3.0	19	1:02:07.586	1 Lap	128.4	14	2:57.589 142.0
7	907 S. D'ANJOU	CAYMAN	19	1:02:51.391	1 Lap	126.9	15	3:01.700 138.8
8	952 A. JONKMAN	Cayman	19	1:03:20.617	1 Lap	125.9	15	3:01.630 138.8
9	995 B. GIELEN / R. SMULDERS	944 S2	19	1:03:23.044	1 Lap	125.9	17	2:59.766 140.3



ACNN
SPA EURO RACE
RACE 1 (1 Hour)

Final Classification by Class

No Drivers	Team	Car	Laps	Total Time	Gap	Kph	Best Lap		
							Lap	Time	Kph
■ Not classified									
918 M. BRAAKMAN		944 3.0	8	29:43.368			2	3:01.759	138.7
963 P. TER BURG		968	2	6:04.954			2	3:01.034	139.3
989 H. VAN NOREL	Snel Motorsport	Cayman	1	4:28.356					
RS									
1 126 J. JANSEN		991 GT3 Cup	21	1:00:20.931		146.1	3	2:33.902	163.8
2 997 J. ALBERT		991 GT3 Cup	21	1:00:48.270	+27.339	145.0	21	2:38.458	159.1
3 909 H. HOEFFNER		997 GT3 Cup	21	1:01:17.030	+56.099	143.9	3	2:32.458	165.4
4 961 E. VAN WIJNGAARDEN	Snel Motorsport	991 GT3 Cup	21	1:02:14.873	+1'53.942	141.7	3	2:35.920	161.7
5 77 R. SULMA		Cayman GT4	21	1:02:21.787	+2'00.856	141.4	3	2:40.087	157.5
6 980 A. POELL / L. POELL		991 GT3 Cup	21	1:02:26.510	+2'05.579	141.2	3	2:35.860	161.8
7 976 C. VERHOOG / P. SILIUS	Snel Motorsport	RS	21	1:02:28.363	+2'07.432	141.1	20	2:40.026	157.6
8 911 H. VAN SPRONSEN		996 GT3 Cup	20	1:00:51.929		1 Lap 138.0	5	2:46.776	151.2
9 991 J. SCHULZ		996 GT3 Cup	20	1:01:26.492		1 Lap 136.7	2	2:45.742	152.1
10 990 D. SCHULZ		997 GT3 Cup	20	1:02:29.278		1 Lap 134.4	16	2:49.639	148.6
11 996 J. VAN PEPERZEEL / P. GEERIS		996 GT3 Cup	19	1:00:28.883		2 Laps 131.9	16	2:45.306	152.5
12 910 A. PAASSEN		911 RSR	17	1:02:09.775		4 Laps 114.8	7	2:57.083	142.4
ZIL									
1 69 J. DRENTH		Zilhouette	20	1:03:05.467		133.1	7	2:50.893	147.5
2 92 M. HERMANS		Zilhouette	19	1:00:27.043		1 Lap 132.0	6	2:52.684	146.0
3 81 B. BLAAK		Zilhouette	19	1:01:09.169		1 Lap 130.4	6	2:50.991	147.5
4 10 M. WIERINGA		Zilhouette	19	1:01:19.656		1 Lap 130.1	19	2:49.694	148.6
5 94 C. BROEREN		Zilhouette	19	1:01:23.198		1 Lap 129.9	14	2:51.128	147.3
6 3 S. DE LANGE		Zilhouette	19	1:01:45.416		1 Lap 129.2	6	2:51.768	146.8
7 61 B. WEERING		Zilhouette	19	1:02:02.816		1 Lap 128.6	4	2:52.605	146.1
■ Not classified									
96 M. VAN DER LYKE		Zilhouette	13	45:19.294			6	2:53.633	145.2
98 J. HOEKSTRA		Zilhouette	8	24:25.800			5	2:53.260	145.5


CARS 8 - 21 - 44 - 115 AND 909 PENALTY 10 SECONDS
 CARS 176 - 957 PENALTY 30 SECONDS
 CAR 992 PENALTY 4 SECONDS
 CAR 12 PENALTY 2 SECONDS

Published at:

Track Status: **DRY**

Stewards


Timekeeper:



ACNN
SPA EURO RACE
RACE 1

Best Sector Times


Sector 1		Sector 2		Sector 3		No Team	Class	Ideal Lap	Best Lap
No Driver	Time	No Driver	Time	No Driver	Time				
1	115 F.DULLAART	42.376	909 H.HOEFFNER	1:09.759	126 J.JANSEN	38.745	RS	2:31.485	2:32.458 (1)
2	126 J.JANSEN	42.423	126 J.JANSEN	1:11.290	115 F.DULLAART	39.005	RS	2:32.458	2:33.902 (3)
3	909 H.HOEFFNER	42.581	115 F.DULLAART	1:11.416	980 A.POELL	39.130	DTC1	2:32.797	2:32.797 (2)
4	980 A.POELL	42.946	980 A.POELL	1:12.415	909 H.HOEFFNER	39.145	RS	2:34.491	2:35.860 (4)
5	961 E.VAN WIJNGAARDEN	43.624	77 R.SULMA	1:12.823	961 E.VAN WIJNGAARDEN	39.331	RS	2:35.920	2:35.920 (5)
6	997 J.ALBERT	43.881	961 E.VAN WIJNGAARDEN	1:12.965	997 J.ALBERT	40.406	RS	2:37.722	2:38.458 (6)
7	976 C.VERHOOG	45.243	976 C.VERHOOG	1:13.266	106 J.ARENDSEN	40.787	RS	2:39.257	2:40.087 (8)
8	77 R.SULMA	45.463	997 J.ALBERT	1:13.435	976 C.VERHOOG	40.936	RS	2:39.445	2:40.026 (7)
9	299 H.OOSTEN	45.636	299 H.OOSTEN	1:14.318	77 R.SULMA	40.971	DTC1	2:41.058	2:45.568 (11)
10	991 J.SCHULZ	45.670	106 J.ARENDSEN	1:14.367	299 H.OOSTEN	41.298	DTC1	2:41.252	2:41.544 (9)
11	106 J.ARENDSEN	45.904	81 B.BLAAK	1:14.976	991 J.SCHULZ	42.222	RS	2:44.417	2:45.306 (10)
12	911 H.VAN SPRONSEN	46.017	996 J.VAN PEPERZEEL	1:15.393	305 C.VERKUIJLEN	42.291	RS	2:44.684	2:45.742 (12)
13	996 J.VAN PEPERZEEL	46.159	69 J.DRENTH	1:15.716	911 H.VAN SPRONSEN	42.527	DTC2	2:45.640	2:46.393 (13)
14	990 D.SCHULZ	46.588	10 M.WIERINGA	1:15.771	990 D.SCHULZ	42.856	RS	2:45.896	2:46.776 (14)
15	305 C.VERKUIJLEN	47.321	305 C.VERKUIJLEN	1:16.028	996 J.VAN PEPERZEEL	42.865	RS	2:47.989	2:49.639 (16)
16	176 S.JANSEN	47.993	176 S.JANSEN	1:16.533	227 J.VAN DEN OUTENAR	43.612	DTC2	2:48.666	2:49.765 (18)
17	227 J.VAN DEN OUTENAR	48.050	3 S.DE LANGE	1:16.618	10 M.WIERINGA	43.794	DTC1	2:48.683	2:48.683 (15)
18	270 B.ARENDSEN	48.869	61 B.WEERING	1:16.686	81 B.BLAAK	44.037	ZIL	2:49.241	2:49.694 (17)
19	926 R.VAN VLIET	48.960	94 C.BROEREN	1:16.724	94 C.BROEREN	44.085	ZIL	2:49.340	2:50.991 (21)
20	957 N.STEEHOUWER	49.138	991 J.SCHULZ	1:16.792	176 S.JANSEN	44.157	ZIL	2:50.252	2:50.893 (20)
21	992 R.SLUITER	49.248	96 M.VAN DER LYKE	1:16.814	69 J.DRENTH	44.348	ZIL	2:50.520	2:52.605 (24)
22	61 B.WEERING	49.333	92 M.HERMANS	1:16.913	61 B.WEERING	44.501	ZIL	2:50.711	2:51.128 (22)
23	982 N.GEELLEN	49.404	227 J.VAN DEN OUTENAR	1:17.004	3 S.DE LANGE	44.553	ZIL	2:51.290	2:52.684 (25)
24	987 J.HULSEBOS	49.509	911 H.VAN SPRONSEN	1:17.352	926 R.VAN VLIET	44.654	ZIL	2:51.445	2:51.768 (23)
25	92 M.HERMANS	49.672	98 J.HOEKSTRA	1:17.442	96 M.VAN DER LYKE	44.676	ZIL	2:52.324	2:53.633 (27)
26	10 M.WIERINGA	49.676	990 D.SCHULZ	1:18.545	92 M.HERMANS	44.705	ZIL	2:52.608	2:53.260 (26)
27	94 C.BROEREN	49.902	982 N.GEELLEN	1:18.889	982 N.GEELLEN	44.753	GT	2:53.046	2:54.635 (29)
28	910 A.PAASSEN	49.924	919 S.ROEST	1:19.533	98 J.HOEKSTRA	44.881	GT	2:53.250	2:54.178 (28)
29	265 G.BARTELS	49.955	987 J.HULSEBOS	1:19.629	987 J.HULSEBOS	44.929	GT	2:54.067	2:55.100 (31)
30	69 J.DRENTH	50.188	926 R.VAN VLIET	1:19.636	265 G.BARTELS	45.076	GT	2:54.266	2:54.794 (30)
31	907 S.D'ANJOU	50.248	123 F.BROERSEN	1:19.782	957 N.STEEHOUWER	45.133	DTC2	2:54.923	2:56.702 (33)
32	3 S.DE LANGE	50.274	265 G.BARTELS	1:19.892	910 A.PAASSEN	45.150	GT	2:55.024	2:57.090 (35)
33	98 J.HOEKSTRA	50.285	957 N.STEEHOUWER	1:19.995	992 R.SLUITER	45.367	DTC1	2:55.374	2:55.932 (32)
34	81 B.BLAAK	50.327	992 R.SLUITER	1:20.409	270 B.ARENDSEN	45.725	RS	2:56.098	2:57.083 (34)
35	919 S.ROEST	50.710	270 B.ARENDSEN	1:20.780	995 B.GIELEN	46.022	GT	2:56.309	2:57.589 (36)
36	96 M.VAN DER LYKE	50.834	38 A.WIEGERS	1:20.784	919 S.ROEST	46.066	DTC2	2:57.642	2:58.587 (37)
37	952 A.JONKMAN	50.867	995 B.GIELEN	1:20.962	952 A.JONKMAN	46.078	GT	2:58.476	2:59.766 (39)
38	963 P.TER BURG	51.026	44 R.ACKERMANN	1:20.973	113 M.BROERSEN	46.142	DTC2	2:59.083	2:59.706 (38)
39	123 F.BROERSEN	51.090	910 A.PAASSEN	1:21.024	49 S.STIKSMA	46.452	BMW	2:59.178	3:00.234 (41)
40	995 B.GIELEN	51.492	8 P.KROEZE	1:21.038	38 A.WIEGERS	46.488	BMW	2:59.693	3:00.138 (40)
41	113 M.BROERSEN	51.613	40 G.LEKKERKERKER	1:21.201	40 G.LEKKERKERKER	46.575	GT	2:59.730	3:01.034 (44)
42	38 A.WIEGERS	51.906	49 S.STIKSMA	1:21.209	963 P.TER BURG	46.597	GT	2:59.762	3:01.700 (47)
43	49 S.STIKSMA	52.032	113 M.BROERSEN	1:21.328	907 S.D'ANJOU	46.682	GT	2:59.855	3:01.630 (46)
44	44 R.ACKERMANN	52.216	23 H.VAN NORDEN	1:21.423	123 F.BROERSEN	46.770	BMW	3:00.213	3:00.874 (42)
45	918 M.BRAAKMAN	52.383	29 G.LAND	1:21.557	67 R.TER VELDE	46.969	BMW	3:00.369	3:00.989 (43)
46	8 P.KROEZE	52.391	128 J.HARPER	1:21.902	918 M.BRAAKMAN	47.012	BMW	3:00.528	3:01.333 (45)
47	29 G.LAND	52.501	74 P.CASPERS	1:22.038	44 R.ACKERMANN	47.024	BMW	3:01.630	3:02.068 (49)
48	40 G.LEKKERKERKER	52.593	67 R.TER VELDE	1:22.041	8 P.KROEZE	47.099	BMW	3:01.755	3:02.615 (50)
49	67 R.TER VELDE	52.620	963 P.TER BURG	1:22.107	43 A.BAKKER	47.237	GT	3:01.759	3:01.759 (48)
50	23 H.VAN NORDEN	53.080	918 M.BRAAKMAN	1:22.364	18 N.HERMANS	47.242	BMW	3:01.793	3:02.813 (51)
51	128 J.HARPER	53.178	914 W.GROENEWOUDE	1:22.564	23 H.VAN NORDEN	47.252	BMW	3:02.735	3:04.494 (53)
52	9 D.EMAAR	53.249	47 M.SCHUTTE	1:22.814	74 P.CASPERS	47.325	DTC2	3:03.252	3:03.652 (52)
53	39 T.VAN BAAST	53.277	907 S.D'ANJOU	1:22.832	39 T.VAN BAAST	47.695	BMW	3:03.725	3:05.591 (58)
54	18 N.HERMANS	53.296	43 A.BAKKER	1:22.891	29 G.LAND	47.735	BMW-R	3:03.809	3:04.652 (54)
55	74 P.CASPERS	53.372	952 A.JONKMAN	1:22.910	9 D.EMAAR	47.898	BMW-R	3:03.907	3:05.082 (57)
56	47 M.SCHUTTE	53.492	12 M.VAN DIJK	1:22.923	21 H.JENSMA	47.962	BOXSTER	3:04.170	3:04.672 (55)



ACNN SPA EURO RACE RACE 1

Best Sector Times


Sector 1		Sector 2		Sector 3		No Team	Class	Ideal Lap	Best Lap
No Driver	Time	No Driver	Time	No Driver	Time				
57 914 W.GROENEWOUD	53.514	39 T.VAN BAAST	1:22.935	975 P.VD BERG	47.984	57 9	BMW-R	3:04.389	3:05.873 (61)
58 43 A.BAKKER	53.597	9 D.EMAAR	1:23.242	12 M.VAN DIJK	48.053	58 47	BMW-R	3:04.529	3:05.013 (56)
59 983 R.VAESEN	53.718	21 H.JENSMA	1:23.262	914 W.GROENEWOUD	48.092	59 12	BMW	3:04.933	3:05.797 (60)
60 12 M.VAN DIJK	53.957	975 P.VD BERG	1:23.268	983 R.VAESEN	48.156	60 21	BMW-R	3:05.258	3:05.758 (59)
61 21 H.JENSMA	54.034	18 N.HERMANS	1:23.271	128 J.HARPER	48.172	61 983	BOXSTER	3:05.988	3:06.198 (62)
62 908 R.NOOIJ	54.427	908 R.NOOIJ	1:23.471	47 M.SCHUTTE	48.223	62 975	944	3:06.060	3:06.899 (63)
63 975 P.VD BERG	54.808	983 R.VAESEN	1:24.114	908 R.NOOIJ	48.229	63 908	944	3:06.127	3:07.009 (64)
64 48 G.KALKHUIS	55.855	145 A.NEUMANN	1:24.123	145 A.NEUMANN	49.401	64 145	DTC2	3:09.498	3:10.372 (65)
65 145 A.NEUMANN	55.974	900 M.OOSTRUM	1:24.427	944 P.VAN DER TOORN VRUITHOFF	49.548	65 48	BMW-R	3:10.798	3:11.285 (66)
66 986 J.OFFRINGA	56.087	944 P.VAN DER TOORN VRUITHOFF	1:24.724	902 E.KLOOSTER	49.808	66 900	944	3:11.171	3:11.620 (67)
67 900 M.OOSTRUM	56.735	48 G.KALKHUIS	1:24.813	900 M.OOSTRUM	50.009	67 944	944	3:11.191	3:11.908 (68)
68 944 P.VAN DER TOORN VRUITHOFF	56.919	902 E.KLOOSTER	1:24.972	48 G.KALKHUIS	50.130	68 902	944	3:12.119	3:12.200 (69)
69 902 E.KLOOSTER	57.339	31 M.VAN OLST	1:25.029	986 J.OFFRINGA	50.381	69 986	BOXSTER	3:14.846	3:15.190 (70)
70 904 S.BAKKER	59.476	986 J.OFFRINGA	1:28.378	904 S.BAKKER	52.805	70 904	944	3:22.413	3:23.087 (71)



ACNN SPA EURO RACE RACE 1

Best Top Speed

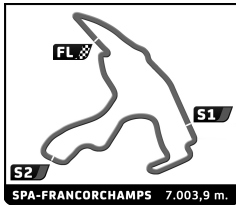
Team	Car	Class	Top Speed Driver	Top 1		Top 2		Top 3		Top 4		Top 5		
				Kph	Lap	Kph	Lap	Kph	Lap	Kph	Lap	Kph	Lap	Avg
115	Porsche GT3	DTC1	F. DULLAART	260.9	9	259.0	4	255.3	10	252.9	3	252.3	15	256,1
909	997 GT3 Cup	RS	H. HOFFNER	257.1	10	255.9	11	255.9	19	254.7	6	252.3	21	255,2
126	991 GT3 Cup	RS	J. JANSEN	253.5	8	252.3	17	251.7	6	243.8	19	243.2	15	248,9
980	991 GT3 Cup	RS	A. POELL	252.3	7	248.8	9	248.3	10	247.1	11	243.2	5	247,9
997	991 GT3 Cup	RS	J. ALBERT	247.1	11	246.6	15	246.6	21	246.0	9	244.3	12	246,1
976	Snel Motorsport	RS	C. VERHOOG	246.6	21	241.6	16	241.6	18	241.6	20	240.5	17	242,4
961	Snel Motorsport	RS	E. VAN WINGAARDEN	244.9	4	244.9	7	243.2	17	238.9	19	237.9	20	242,0
77	Cayman GT4	RS	R. SULMA	240.0	10	240.0	17	238.4	21	238.4	9	236.8	12	238,7
106	BMW GTR	DTC1	J. ARENSEN	237.9	9	232.8	8	230.8	6	227.4	7	225.9	4	231,0
996	996 GT3 Cup	RS	J. VAN PEPPERZEEL	233.8	17	232.8	10	230.3	15	229.3	18	227.8	16	230,8
299	Porsche GT3	DTC1	H. OOSTEN	232.3	3	232.3	10	230.8	11	230.8	9	230.8	8	231,4
991	996 GT3 Cup	RS	J. SCHULZ	228.8	5	226.9	3	226.4	16	225.5	15	224.1	10	226,3
990	997 GT3 Cup	RS	D. SCHULZ	227.8	18	226.4	15	226.4	10	225.5	20	225.0	7	226,2
305	BMW Compact	DTC2	C. VERKUIJLEN	227.4	6	224.1	2	224.1	7	221.8	14	220.0	8	223,5
911	996 GT3 Cup	RS	H. VAN E. VAN R. VAN VLIET	225.5	19	225.0	11	224.5	20	223.6	4	223.1	12	224,3
926	Cayman	GT	R. VAN VLIET	221.8	10	218.6	6	215.1	20	215.1	5	213.4	18	216,8
227	BMW M3	DTC2	J. VAN DEN O. VAN N. STEEHOUWER	220.9	19	220.9	7	220.9	9	219.1	16	212.6	5	218,9
957	Cayman	GT	N. STEEHOUWER	218.2	17	218.2	4	217.7	11	216.0	18	215.6	16	217,1
992	Cayman	GT	R. SLUITER	215.1	6	212.2	15	210.5	3	210.5	8	210.5	17	211,8
982	Boxster S	GT	N. GEELEN	214.7	8	213.4	17	209.7	3	208.1	14	207.7	6	210,7
176	BMW GTR	DTC1	S. JANSEN	213.4	5	211.4	8	208.9	7	207.7	3	207.7	4	209,8
987	Cayman	GT	J. HULSEBOS	213.0	5	211.8	6	208.5	4	208.1	8	205.7	19	209,4
952	Cayman	GT	A. JONKMAN	209.7	17	202.2	5	201.5	8	200.7	7	197.8	2	202,4
265	BMW Z3	DTC2	G. BARTELS	208.5	17	206.5	15	202.2	18	201.5	13	201.1	10	204,0
92	Zilhouette	ZIL	M. HERMANS	207.7	2	207.7	9	206.5	7	206.1	10	206.1	17	206,8
907	CAYMAN	GT	S. D'ANJOU	207.3	16	204.9	5	203.4	9	202.2	17	201.9	4	203,9
123	BMW M3	DTC2	F. BROERSEN	205.7	4	204.5	8	201.5	5	201.1	7	199.6	6	202,5
910	911 RSR	RS	A. PAASSEN	205.3	14	203.0	15	202.6	10	198.9	11	198.2	17	201,6
3	Zilhouette	ZIL	S. DE LANGE	204.5	7	203.8	2	203.0	13	202.6	4	201.5	5	203,1
94	Zilhouette	ZIL	C. BROEREN	204.5	3	202.6	18	202.6	4	200.7	19	200.7	17	202,2
10	Zilhouette	ZIL	M. WIERINGA	204.2	4	203.8	2	203.0	3	203.0	5	202.6	14	203,3
61	Zilhouette	ZIL	B. WEERING	204.2	13	203.8	6	203.0	2	201.1	5	198.5	9	202,1
113	BMW M3	DTC2	M. BROERSEN	203.8	5	201.9	6	201.9	7	200.4	9	199.6	4	201,5
96	Zilhouette	ZIL	M. VAN DER LYKE	203.0	3	200.7	5	200.0	13	200.0	8	200.0	7	200,7
67	BMW E36	BMW	R. TER VELDE	202.6	8	201.1	16	201.1	15	200.4	10	199.6	9	201,0
919	944 3.0	GT	S. ROEST	201.9	13	201.1	15	200.0	16	199.3	5	198.5	3	200,2
995	944 S2	GT	B. GIELEN	201.9	14	201.9	9	199.3	8	198.5	13	197.8	17	199,9
81	Zilhouette	ZIL	B. BLAAK	201.1	17	197.4	7	196.4	13	196.0	15	195.7	8	197,3
98	Zilhouette	ZIL	J. HOEKSTRA	200.7	3	200.4	8	199.6	5	198.5	4	197.4	2	199,3
963	968	GT	P. TER BURG	200.7	2									200,7
270	Seat Leon	DTC1	B. ARENSEN	200.0	9	197.1	8	196.7	16	196.4	10	196.0	17	197,2
69	Zilhouette	ZIL	J. DRENTH	199.6	18	199.3	19	199.3	8	199.3	6	199.3	5	199,4
18	BMW E36	BMW-R	N. HERMANS	198.9	9	198.5	15	198.2	14	197.8	18	197.8	13	198,2
49	BMW E36	BMW	S. STIKSMA	198.2	10	197.1	18	197.1	5	196.4	15	196.4	9	197,0
40	BMW E36	BMW	G. LEKKERKERKER	197.8	4	197.1	17	196.7	13	196.4	18	196.4	8	196,9
44	BMW E36	BMW	R. ...	197.4	8	195.3	18	194.6	16	193.2	15	192.9	10	194,7
29	BMW E36	BMW	G. LAND	196.4	5	195.3	10	193.9	3	193.9	9	193.9	8	194,7
128	BMW M3	DTC2	J. HARPER	196.4	7	192.5	8	191.8	2	190.1	4	189.8	5	192,1
38	BMW E36	BMW	A. WIEGERS	196.0	5	195.7	13	194.6	4	194.6	8	194.2	10	195,0
43	BMW E36	BMW	A. BAKKER	196.0	4	194.6	6	191.8	5	191.5	3	190.8	2	192,9
74	BMW E36	BMW	P. CASPERS	196.0	5	194.9	4	194.2	6	192.9	2	192.5	7	194,1



ACNN
SPA EURO RACE
RACE 1

Best Top Speed


Team	Car	Class	Top Speed Driver	Top 1		Top 2		Top 3		Top 4		Top 5		
				Kph	Lap	Kph	Lap	Kph	Lap	Kph	Lap	Kph	Lap	Avg
983	Boxster	BOXSTER	R. VAESEN	196.0	16	195.3	18	194.9	14	193.5	8	192.2	9	194,4
8	BMW E36	BMW	P. KROEZE	195.3	18	195.3	16	194.6	17	194.2	8	193.9	4	194,7
914	Boxster	BOXSTER	W. GROENEWOUDE	194.9	18	193.9	14	193.5	16	192.5	15	192.2	10	193,4
23	BMW E36	BMW	H. VAN NORDEN	194.2	4	193.5	8	192.9	5	192.9	7	190.5	3	192,8
9	BMW E36	BMW-R	D. EMAAR	193.5	17	191.2	16	190.8	14	190.8	15	190.8	12	191,4
39	BMW E36	BMW-R	T. VAN BAAST	192.2	7	190.8	6	189.5	4	188.8	15	187.5	16	189,8
908	944 Cup	944	R. NOOIJ	192.2	14	190.8	13	190.5	9	189.5	16	189.1	5	190,4
21	BMW E36	BMW-R	H. JENSMA	191.5	7	191.5	8	191.2	14	191.2	9	190.1	3	191,1
47	BMW E36	BMW-R	M. SCHUTTE	191.5	8	189.8	16	188.8	5	188.5	3	188.5	6	189,4
975	968	944	P. VD BERG	190.8	5	189.1	9	188.2	4	188.2	17	187.8	18	188,8
12	BMW E36	BMW	M. VAN DIJK	190.1	17	190.1	16	189.5	18	188.8	8	188.2	9	189,3
986	Boxster	BOXSTER	J. OFFRINGA	185.9	4	184.6	16	182.7	3	181.5	8	180.9	9	183,1
145	BMW 120D	DTC2	A. NEUMANN	184.9	17	183.7	18	183.1	16	183.1	15	182.7	12	183,5
48	BMW E36	BMW-R	G. KALKHUIS	184.3	12	183.7	17	183.4	14	182.1	13	180.9	15	182,9
918	944 3.0	GT	M. BRAAKMAN	184.0	2	171.7	3	170.3	4	170.3	7	168.0	5	172,9
900	944	944	M. OOSTRUM	180.6	15	180.3	16	180.3	5	179.4	14	179.1	12	179,9
902	944	944	E. KLOOSTER	180.3	16	180.0	6	180.0	13	180.0	7	179.4	8	179,9
944	944	944	P. VAN DER TOORN VELTHOFF	177.6	15	174.8	13	174.8	3	173.9	6	173.6	8	174,9
904	944	944	S. BAKKER	172.2	8	171.7	13	171.4	15	170.6	12	170.3	14	171,2
31	BMW E36	BMW-R	M. VAN OLST											
328	Vege Series	DTC2												
259	BMW M3	DTC2	W. SANDKUIJL											
989	Snel Motorsport	Cayman	H. VAN NOREL											



ACNN
SPA EURO RACE
RACE 1

Fastest Lap Sequence

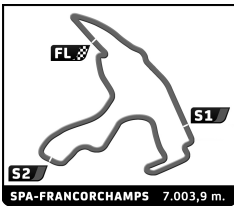
Elapsed	No Team	Car	Class	Driver	Time	Kph	Lap
5:10.659	126	991 GT3 Cup	RS	Jos JANSEN	2:36.577	161.0	2
5:10.836	909	997 GT3 Cup	RS	Henrik HOEFFNER	2:35.782	161.9	2
7:43.294	909	997 GT3 Cup	RS	Henrik HOEFFNER	2:32.458	165.4	3



ACNN
SPA EURO RACE
RACE 1

Lap Chart


		Lap																					
No	Pos	Grid	1	2	3	4	5	6	7	8	9	10	11	12	13	14	15	16	17	18	19	20	21
126	1	126	126	126	909	126	909	909	126	126	126	126	126	126	126	126	126	126	126	126	126	126	126
909	2	909	909	909	126	909	126	126	997	997	997	997	997	997	997	997	997	997	997	997	997	997	997
980	3	980	997	997	997	997	997	997	980	980	980	980	980	115	997	997	997	997	997	997	115	909	909
77	4	77	77	77	77	77	77	961	961	961	961	961	115	997	115	909	909	909	909	909	909	961	961
961	5	961	991	991	961	961	961	980	77	77	77	115	961	909	909	77	77	77	961	961	77	77	77
991	6	991	911	961	980	980	980	77	115	115	115	77	77	976	77	961	961	961	77	77	980	980	980
997	7	997	982	980	991	991	991	115	991	909	909	909	909	299	961	980	980	980	980	980	980	976	976
996	8	996	961	911	911	115	115	991	909	991	991	991	991	911	976	976	976	976	976	976	911	911	911
911	9	911	987	982	115	911	911	976	976	976	976	976	976	77	299	299	299	299	299	911	299	299	299
990	10	990	926	987	982	976	976	911	911	911	911	911	299	961	911	911	911	911	911	911	299	991	991
982	11	982	980	926	976	982	982	299	299	299	299	299	911	991	991	991	991	991	991	991	990	990	990
926	12	926	919	919	987	987	987	982	982	982	987	990	990	957	957	990	990	990	990	990	990	69	69
910	13	910	963	976	926	926	299	926	926	987	990	996	996	996	990	926	926	926	926	926	69	926	926
987	14	987	992	992	919	996	926	987	987	996	996	926	957	990	926	69	69	69	69	69	926	227	227
989	15	989	952	963	996	919	996	996	996	990	982	987	926	926	69	92	92	92	92	92	92	92	92
919	16	919	976	996	992	299	919	990	990	926	926	957	69	69	92	227	227	227	227	227	227	996	996
963	17	963	996	957	957	957	957	957	957	957	957	69	92	92	227	987	996	996	996	996	81	81	81
918	18	918	957	952	990	990	990	919	919	305	69	92	227	227	987	982	305	987	987	81	987	987	987
995	19	995	918	918	952	992	992	992	992	919	305	227	987	987	982	305	987	259	81	987	982	982	982
907	20	907	995	115	299	952	952	106	305	81	919	10	982	982	305	957	982	982	982	982	10	10	10
992	21	992	914	990	918	995	106	259	81	69	81	992	907	305	996	996	259	81	957	94	94	94	94
957	22	957	990	995	995	918	995	81	69	992	992	919	38	259	259	259	957	957	957	10	957	957	957
952	23	952	975	914	914	106	259	69	259	10	10	995	259	81	81	94	81	94	10	957	3	3	3
914	24	914	908	975	975	259	81	305	10	92	92	982	305	94	94	81	94	10	3	3	992	992	992
908	25	908	983	299	106	81	69	952	106	227	227	907	992	106	992	10	10	3	992	992	61	61	61
983	26	983	907	908	907	69	94	94	92	98	995	38	81	992	3	992	3	992	61	61	919	919	919
975	27	975	944	907	81	10	10	10	952	952	952	259	919	919	919	3	992	919	919	919	270	270	270
902	28	902	902	983	908	94	305	995	227	995	907	270	270	3	10	919	919	61	907	270	907	907	907
900	29	900	900	106	259	61	61	995	96	914	40	94	10	61	61	61	907	270	907	265	265	265	265
944	30	944	115	900	69	914	918	92	94	907	38	44	3	96	907	907	907	270	265	265	952	952	952
986	31	986	986	81	94	305	92	3	98	914	40	49	40	61	952	270	270	265	952	952	38	38	38
904	32	904	904	944	10	92	3	227	3	40	270	914	44	907	270	952	952	952	38	38	995	995	995
976	33	976	299	902	61	3	227	98	96	975	265	305	49	29	38	38	38	38	38	995	995	995	995
115	37	115	106	259	92	975	98	96	61	38	44	265	29	952	29	995	265	44	44	44	44	44	44
299	38	299	81	69	3	227	914	918	918	44	49	81	106	270	40	29	995	995	49	49	49	49	49
106	39	106	69	61	305	907	96	914	907	270	259	94	61	40	995	44	44	49	29	29	29	29	29
305	40	305	259	94	983	98	907	907	914	265	908	106	96	38	44	265	29	29	40	8	8	8	8
259	41	259	227	10	227	908	975	975	975	49	106	29	10	995	265	40	49	40	8	40	40	40	40
176	42	176	94	3	98	96	908	908	908	908	29	3	952	44	49	49	40	914	914	914	914	914	914
92	43	92	10	92	96	983	983	40	40	259	113	61	995	176	96	914	914	8	67	67	67	67	67
69	44	69	61	227	900	900	40	44	38	29	975	908	176	914	914	67	8	67	18	259	259	259	259
227	45	227	92	98	944	44	44	38	44	113	23	96	914	265	67	8	67	18	908	18	18	18	18
10	46	10	3	96	902	40	38	49	49	983	67	23	128	49	908	908	18	908	259	908	908	908	908
81	47	81	98	986	44	38	49	983	270	123	94	67	265	908	8	18	908	975	975	975	975	975	975
94	48	94	96	305	40	49	29	270	265	23	8	8	908	67	18	975	975	39	39	39	39	39	39
96	49	96	44	44	38	29	900	29	29	67	3	952	67	8	975	983	39	983	983	983	983	983	983
61	50	61	305	40	986	944	270	265	123	8	61	18	23	18	23	39	983	12	12	12	12	12	12
98	51	98	40	29	49	270	265	123	983	106	96	176	18	128	983	21	21	47	47	47	47	47	47
270	52	270	29	49	29	902	944	23	113	94	983	128	8	975	39	23	47	21	21	21	21	21	21
3	53	3	270	904	270	265	23	67	23	3	18	900	975	23	21	900	12	900	900	23	23	23	23
38	54	38	38	38	23	23	67	113	67	18	39	975	900	900	900	47	900	23	23	900	900	900	900
265	55	265	49	270	67	123	123	900	8	61	900	983	983	983	47	12	23	74	74	74	74	74	74
8	56	8	74	74	74	67	8	8	74	39	21	39	39	39	12	944	74	944	944	145	145	145	145
44	57	44	23	23	8	8	113	74	18	21	128	21	21	21	944	74	944	145	145	944	944	944	944
40	58	40	67	67	265	74	902	18	900	900	12	47	47	47	145	145	145	128	128	9	9	9	9
29	59	29	18	8	18	18	74	43	39	74	176	145	12	12	74	128	128	9	9	128	128	128	128
113	60	113	43	18	43	113	18	944	21	12	944	12	944	944	128	9	9	902	902	902	902	902	902
23	61	23	8	43	123	986	43	39	944	944	902	944	145	145	9	902	902	986	986	986	986	986	986
67	62	67	39	113	113	43	39	21	47	47	9	74	74	74	902	986	986	48	48	48	48	48	48
74	63	74	113	265	39	39	21	902	12	128	123	902	902	902	176	48	48	910	910	910	910	910	910



ACNN
SPA EURO RACE
RACE 1

Lap Chart

12	64	12	123	123	21	21	47	47	902	902	145	904	9	9	986	904	904	904	904	904
328	65	328	47	39	47	47	12	12	128	9	47	986	986	986	48	910	910			
47	66	47	21	47	12	12	986	128	9	176	74	9	904	48	904	176				
18	67	18	265	21	904	128	128	986	986	986	904	48	48	904	910					
21	68	21	12	12	128	9	9	9	176	145	986	910	910	910						
43	69	43	128	128	9	904	48	48	48	48	48									
39	70	39	9	9	48	48	904	145	145	904	910									
31	71	31	31	48	145	145	145	904	904	918										
128	72	128	48	145	176	176	176	176	910	910										
9	73	9	145	176	910	910	910	910												
48	74	48	989	910																
145		145	176																	
49		49	910																	
123		123																		




ACNN
SPA EURO RACE
RACE 1

Analysis by lap

Lapped

No	Lap Time	Gap	No	Lap Time	Gap	No	Lap Time	Gap	No	Lap Time	Gap	No	Lap Time	Gap
Lap 1														
126	2:34.082	0.000	18	4:11.001	1:36.919	3	2:54.922	1:40.366	975	3:08.139	1:49.358	976	2:43.073	1:07.682
909	2:35.054	0.972	43	4:12.297	1:38.215	92	2:55.705	1:41.030	106	2:59.360	1:52.768	982	2:54.945	1:18.858
997	2:42.150	8.068	8	4:12.625	1:38.543	227	2:58.741	1:41.852	907	3:03.531	1:52.945	987	2:55.286	1:22.323
77	2:43.244	9.162	39	4:12.776	1:38.694	98	2:55.838	1:42.431	81	2:55.484	1:54.753	926	2:55.242	1:23.065
991	2:47.695	13.613	113	4:14.072	1:39.990	96	2:55.305	1:42.660	908	3:09.815	1:54.908	996	2:54.185	1:30.243
911	2:52.912	18.830	123	4:14.784	1:40.702	986	3:21.139	1:42.868	259	2:54.399	1:55.821	919	2:57.917	1:32.272
982	2:57.139	23.057	47	4:15.736	1:41.654	305	2:52.386	1:43.850	69	2:52.874	1:56.662	299	2:44.841	1:33.814
961	2:58.428	24.346	21	4:17.024	1:42.942	44	3:01.498	1:52.385	94	2:52.408	1:59.118	957	2:55.670	1:37.137
987	2:58.756	24.674	265	4:17.261	1:43.179	40	3:02.946	1:54.516	10	2:53.027	2:00.224	990	2:56.360	1:42.386
926	2:59.570	25.488	12	4:17.492	1:43.410	29	3:03.098	1:57.655	61	2:54.595	2:00.848	992	3:05.362	1:43.057
980	2:59.877	25.795	128	4:20.121	1:46.039	49	3:01.708	1:57.966	92	2:53.881	2:02.276	952	3:02.139	1:51.024
919	3:02.631	28.549	9	4:21.567	1:47.485	904	3:33.741	1:58.122	3	2:55.460	2:03.191	995	3:01.894	1:54.828
963	3:03.920	29.838	31	4:24.287	1:50.205	38	3:03.301	1:58.697	305	2:52.793	2:04.008	918	3:05.864	1:55.984
992	3:04.803	30.721	48	4:28.262	1:54.180	270	3:05.289	2:00.251	983	3:14.040	2:06.277	176	2:54.139	1 Lap
952	3:06.272	32.190	145	4:28.277	1:54.195	74	3:04.494	2:01.904	227	2:57.087	2:06.304	106	2:45.618	1:57.746
976	3:06.719	32.637	989	4:28.356	1:54.274	23	3:05.275	2:03.382	98	2:58.581	2:08.377	259	2:50.912	2:06.093
996	3:06.922	32.840	176	4:38.228	2:04.146	67	3:05.551	2:04.235	96	2:59.040	2:09.065	81	2:52.849	2:06.962
957	3:07.474	33.392	Lap 2			8	3:03.443	2:05.409	900	3:13.006	2:10.645	69	2:52.066	2:08.088
918	3:08.019	33.937	126	2:36.577	18	3:05.982	2:06.324	944	3:16.865	2:16.303	10	2:52.509	2:12.093	
995	3:12.122	38.040	909	2:35.782	0.177	43	3:05.745	2:07.383	902	3:16.602	2:17.052	94	2:53.623	2:12.101
914	3:15.309	41.227	997	2:39.548	11.039	113	3:04.948	2:08.361	44	3:03.134	2:22.884	61	2:52.605	2:12.813
990	3:15.444	41.362	77	2:40.214	12.799	265	3:02.077	2:08.679	40	3:01.915	2:23.796	914	3:08.426	2:13.806
975	3:16.987	42.905	991	2:45.742	22.778	123	3:05.341	2:09.466	38	3:00.546	2:26.608	305	2:50.837	2:14.205
908	3:17.986	43.904	961	2:38.597	26.366	39	3:08.623	2:10.740	986	3:16.672	2:26.905	92	2:54.205	2:15.841
983	3:22.556	48.474	980	2:38.812	28.030	47	3:07.575	2:12.652	49	3:02.345	2:27.676	3	2:55.657	2:18.208
907	3:23.768	49.686	911	2:54.530	36.783	21	3:07.494	2:13.859	29	3:02.813	2:27.833	975	3:11.236	2:19.954
944	3:25.631	51.549	982	2:56.073	42.553	12	3:08.612	2:15.445	270	3:00.966	2:28.582	227	2:55.264	2:20.928
902	3:25.834	51.752	987	2:56.480	44.577	128	3:09.874	2:19.336	910	10:19.565	2 Laps	907	3:09.790	2:22.095
900	3:26.509	52.427	926	2:56.069	44.980	9	3:10.934	2:21.842	23	3:05.782	2:36.529	98	2:56.493	2:24.230
115	3:30.813	56.731	919	2:57.753	49.725	48	3:13.945	2:31.548	67	3:04.941	2:36.541	908	3:10.111	2:24.379
986	3:32.388	58.306	976	2:54.863	50.923	Lap 3			74	3:09.385	2:38.654	96	2:56.120	2:24.545
904	3:35.040	1:00.958	992	2:58.746	52.890	909	2:32.458	8	3:06.059	2:38.833	983	3:10.504	2:36.141	
299	3:39.041	1:04.959	963	3:01.034	54.295	126	2:33.902	1.267	265	3:02.902	2:38.946	Lap 5		
106	3:43.769	1:09.687	996	2:58.612	54.875	145	3:19.255	1 Lap	18	3:05.498	2:39.187	909	2:38.370	
81	3:50.123	1:16.041	957	2:58.980	55.795	997	2:38.729	17.133	43	3:05.615	2:40.363	126	2:39.765	1.035
69	3:51.687	1:17.605	952	3:02.691	58.304	77	2:40.087	20.251	123	3:03.795	2:40.626	900	3:13.386	1 Lap
259	3:53.336	1:19.254	918	3:01.759	59.119	961	2:35.920	29.651	907	3:05.615	2:40.363	44	3:02.676	1 Lap
227	3:53.770	1:19.688	115	2:39.207	59.361	980	2:35.860	31.255	908	3:05.615	2:40.363	40	3:02.316	1 Lap
94	3:54.205	1:20.123	990	2:58.463	1:03.248	991	2:46.003	36.146	38	3:03.161	1 Lap	38	3:03.161	1 Lap
10	3:54.589	1:20.507	995	3:03.571	1:05.034	911	2:50.046	54.194	49	3:02.278	1 Lap	49	3:02.278	1 Lap
61	3:55.092	1:21.010	914	3:07.303	1:11.953	115	2:37.183	1:03.909	29	3:03.252	1 Lap	29	3:03.252	1 Lap
92	3:55.984	1:21.902	975	3:07.526	1:13.854	982	2:54.635	1:04.553	944	3:14.845	1 Lap	944	3:14.845	1 Lap
3	3:56.103	1:22.021	299	2:48.974	1:17.356	976	2:46.961	1:05.249	270	3:03.741	1 Lap	270	3:03.741	1 Lap
98	3:57.252	1:23.170	908	3:10.401	1:17.728	987	2:55.735	1:07.677	910	2:57.835	3 Laps	910	2:57.835	3 Laps
96	3:58.014	1:23.932	907	3:08.940	1:22.049	926	2:56.118	1:08.463	902	3:17.489	1 Lap	902	3:17.489	1 Lap
44	4:01.546	1:27.464	983	3:12.975	1:24.872	919	2:57.905	1:14.995	265	2:59.263	1 Lap	265	2:59.263	1 Lap
305	4:02.123	1:28.041	106	2:52.933	1:26.043	996	2:54.458	1:16.698	23	3:05.406	1 Lap	23	3:05.406	1 Lap
40	4:02.229	1:28.147	900	3:14.424	1:30.274	992	2:58.080	1:18.335	997	2:40.291	16.784	997	2:45.283	23.337
29	4:05.216	1:31.134	81	2:52.440	1:31.904	957	2:58.947	1:22.107	128	2:40.291	16.784	123	3:02.201	1 Lap
270	4:05.621	1:31.539	944	3:17.101	1:32.073	990	2:56.947	1:22.107	77	2:41.576	21.187	67	3:06.427	1 Lap
38	4:06.055	1:31.973	902	3:17.910	1:33.085	992	2:56.947	1:22.107	961	2:38.613	27.624	8	3:05.747	1 Lap
49	4:06.917	1:32.835	259	2:51.380	1:34.057	996	2:54.458	1:16.698	980	2:39.534	30.149	74	3:07.031	1 Lap
74	4:08.069	1:33.987	69	2:55.395	1:36.423	299	2:44.892	1:29.613	48	3:16.014	1 Lap	77	2:43.993	26.450
23	4:08.766	1:34.684	61	2:54.455	1:38.888	918	3:04.276	1:30.760	145	3:17.849	1 Lap	18	3:07.078	1 Lap
67	4:09.343	1:35.261	94	2:55.799	1:39.345	995	3:01.175	1:33.574	991	2:46.198	41.704	961	2:39.284	28.178
			10	2:55.902	1:39.832	176	4:47.891	1 Lap	115	2:33.286	56.555	113	3:04.182	1 Lap
						914	3:06.702	1:46.020	911	2:49.082	1:02.636			




ACNN
SPA EURO RACE
RACE 1

Sector Analysis

Personal Best Session Best Crossing the finish line in the pit lane

Lap	D	Time	Sector 1	Sector 2	Sector 3	T.Spd	Elapsed	Lap	D	Time	Sector 1	Sector 2	Sector 3	T.Spd	Elapsed	
3		1.Sam DE LANGE						Zilhouette ZIL	12	1	3:07.514	54.658	1:24.329	48.527	190.8	44:38.116
	1	3:56.103	1:49.749	1:21.073	45.281		3:56.103	13	1	3:09.631	54.087	1:24.665	50.879	189.5	47:47.747	
	2	2:54.922	51.073	1:17.929	45.920	203.8	6:51.025	14	1	3:07.265	54.465	1:24.148	48.652	190.8	50:55.012	
	3	2:55.460	51.046	1:19.604	44.810	177.9	9:46.485	15	1	3:06.664	54.119	1:24.153	48.392	190.8	54:01.676	
	4	2:55.657	50.308	1:17.959	47.390	202.6	12:42.142	16	1	3:07.159	54.013	1:23.973	49.173	191.2	57:08.835	
	5	2:51.979	50.557	1:16.618	44.804	201.5	15:34.121	17	1	3:05.873	54.733	1:23.242	47.898	193.5	1:00:14.708	
	6	2:51.768	50.274	1:16.941	44.553	199.6	18:25.889	18	1	3:09.228	53.249	1:26.980	48.999	188.2	1:03:23.936	
	7	3:05.456 B	50.435	1:20.436	54.585	204.5	21:31.345									
	8	4:22.632	2:18.543	1:18.261	45.828	200.0	25:53.977									
	9	2:54.928	50.528	1:17.795	46.605	199.3	28:48.905									
	10	2:53.298	50.832	1:17.648	44.818	196.4	31:42.203									
	11	5:31.750	54.649	2:44.547	1:52.554	82.3	37:13.953									
	12	3:54.620	1:48.071	1:21.071	45.478	184.3	41:08.573									
	13	3:00.143	50.839	1:21.041	48.263	203.0	44:08.716									
	14	2:56.234	51.344	1:18.317	46.573	194.9	47:04.950									
	15	2:55.456	51.223	1:18.898	45.335	197.4	50:00.406									
	16	2:56.964	50.784	1:19.912	46.268	192.2	52:57.370									
	17	2:56.613	50.857	1:19.109	46.647	196.7	55:53.983									
	18	2:55.411	51.409	1:18.598	45.404	193.9	58:49.394									
	19	2:56.022	51.327	1:18.902	45.793	192.2	1:01:45.416									
8		1.Patrick KROEZE						BMW E36 BMW								
		2.Matthieu KRUGER														
	1	4:12.625	1:57.696	1:25.107	49.822		4:12.625									
	2	3:03.443	53.840	1:22.124	47.479	192.9	7:16.068									
	3	3:06.059	53.428	1:23.386	49.245	192.2	10:22.127									
	4	3:05.747	54.078	1:22.548	49.121	193.9	13:27.874									
	5	3:05.273	53.369	1:22.956	48.948	193.9	16:33.147									
	6	3:03.731	53.174	1:23.131	47.426	190.8	19:36.878									
	7	3:03.123	53.876	1:21.667	47.580	191.8	22:40.001									
	8	3:03.641	53.690	1:22.403	47.548	194.2	25:43.642									
	9	3:04.982	53.509	1:22.808	48.665	193.5	28:48.624									
	10	3:16.440 B	53.943	1:23.860	58.637	192.2	32:05.064									
	11	7:26.548	3:52.690	2:46.082	47.776	54.6	39:31.612									
	12	3:02.393	53.248	1:21.565	47.580	193.5	42:34.005									
	13	3:01.333	53.196	1:21.038	47.099	192.5	45:35.338									
	14	3:01.716	53.294	1:21.192	47.230	192.2	48:37.054									
	15	3:01.946	52.391	1:21.840	47.715	190.8	51:39.000									
	16	3:01.752	53.145	1:21.333	47.274	195.3	54:40.752									
	17	3:01.640	52.527	1:21.312	47.801	194.6	57:42.392									
	18	3:01.660	52.778	1:21.276	47.606	195.3	1:00:44.052									
9		1.David EMAAR						BMW E36 BMW-R								
		2.Dennis EMAAR JR														
	1	4:21.567	2:03.552	1:27.422	50.593		4:21.567									
	2	3:10.934	55.891	1:25.482	49.561	183.4	7:32.501									
	3	3:12.438	55.991	1:26.667	49.780	187.5	10:44.939									
	4	3:08.080	55.110	1:23.968	49.002	189.1	13:53.019									
	5	3:08.249	54.501	1:24.387	49.361	189.8	17:01.268									
	6	3:07.901	54.555	1:24.214	49.132	188.2	20:09.169									
	7	3:09.147	54.287	1:24.623	50.237	187.5	23:18.316									
	8	3:08.738	55.110	1:24.504	49.124	189.8	26:27.054									
	9	3:24.103 B	55.041	1:26.778	1:02.284	184.6	29:51.157									
	10	8:08.339	3:48.628	2:30.554	1:49.157	67.6	37:59.496									
	11	3:31.106	1:15.519	1:25.869	49.718	188.5	41:30.602									
10		1.Mark WIERINGA						Zilhouette ZIL								
	1	3:54.589	1:48.469	1:20.278	45.842		3:54.589									
	2	2:55.902	50.715	1:19.533	45.654	203.8	6:50.491									
	3	2:53.027	49.909	1:18.591	44.527	203.0	9:43.518									
	4	2:52.509	49.676	1:18.135	44.698	204.2	12:36.027									
	5	2:52.447	50.159	1:16.005	46.283	203.0	15:28.474									
	6	2:54.549	50.272	1:19.589	44.688	202.2	18:23.023									
	7	2:52.559	50.166	1:18.125	44.268	201.5	21:15.582									
	8	2:52.265	50.713	1:16.136	45.416	193.9	24:07.847									
	9	2:52.928	51.604	1:15.889	45.435	197.4	27:00.775									
	10	3:06.796 B	52.171	1:21.237	53.388	194.6	30:07.571									
	11	7:29.627	3:03.932	2:28.643	1:57.052	77.1	37:37.198									
	12	3:34.876	1:30.222	1:20.081	44.573	191.8	41:12.074									
	13	2:57.200	50.512	1:18.030	48.658	200.0	44:09.274									
	14	2:52.185	50.773	1:16.477	44.935	202.6	47:01.459									
	15	2:51.058	50.753	1:15.819	44.486	196.0	49:52.517									
	16	2:52.106	50.445	1:16.437	45.224	195.7	52:44.623									
	17	2:53.898	50.504	1:18.886	44.508	198.5	55:38.521									
	18	2:51.441	50.641	1:16.061	44.739	196.7	58:29.962									
	19	2:49.694	50.129	1:15.771	43.794	200.0	1:01:19.656									
12		1.Maurice VAN DIJK						BMW E36 BMW								
		2.Jeffry ZWIEP														
	1	4:17.492	1:59.606	1:26.464	51.422		4:17.492									
	2	3:08.612	56.025	1:23.774	48.813	186.2	7:26.104									
	3	3:09.399	54.417	1:26.052	48.930	172.5	10:35.503									
	4	3:06.430	54.730	1:23.647	48.053	181.8	13:41.933									
	5	3:07.157	54.322	1:23.584	49.251	186.5	16:49.090									
	6	3:07.188	54.422	1:24.456	48.310	182.7	19:56.278									
	7	3:06.968	54.172	1:24.125	48.671	185.9	23:03.246									
	8	3:06.850	53.957	1:23.385	49.508	188.8	26:10.096									
	9	3:15.139 B	54.242	1:23.407	57.490	188.2	29:25.235									
	10	5:54.516	2:13.716	1:48.914	1:51.886	185.2	35:19.751									
	11	4:58.744	2:10.036	2:00.070	48.638	60.1	4									




ACNN
SPA EURO RACE
RACE 1

Sector Analysis

Personal Best Session Best Crossing the finish line in the pit lane

Lap	D	Time	Sector 1	Sector 2	Sector 3	T.Spd	Elapsed	Lap	D	Time	Sector 1	Sector 2	Sector 3	T.Spd	Elapsed
5	1	3:07.086	54.175	1:24.796	48.115	194.6	16:36.645								
6	1	3:05.736	53.699	1:23.407	48.630	196.7	19:42.381								
7	1	3:06.034	54.404	1:23.763	47.867	194.9	22:48.415								
8	1	3:05.863	54.628	1:23.308	47.927	195.7	25:54.278								
9	1	3:06.258	53.673	1:24.110	48.475	198.9	29:00.536								
10	1	3:16.540	54.276	1:23.729	58.535	194.6	32:17.076								
11	1	7:13.088	3:19.837	2:50.274	1:02.977	57.7	39:30.164								
12	1	3:05.671	54.822	1:23.607	47.242	190.8	42:35.835								
13	1	3:04.652	53.372	1:23.448	47.832	197.8	45:40.487								
14	1	3:05.318	53.362	1:23.651	48.305	198.2	48:45.805								
15	1	3:05.667	53.967	1:23.492	48.208	198.5	51:51.472								
16	1	3:05.591	53.785	1:23.271	48.535	196.0	54:57.063								
17	1	3:04.875	53.713	1:23.418	47.744	196.4	58:01.938								
18	1	3:05.317	53.296	1:23.626	48.395	197.8	1:01:07.255								
21															
	1	4:17.024	1:58.645	1:27.513	50.866		4:17.024								
2	1	3:07.494	54.905	1:24.164	48.425	187.8	7:24.518								
3	1	3:06.810	54.034	1:24.144	48.632	190.1	10:31.328								
4	1	3:05.947	54.391	1:23.465	48.091	188.5	13:37.275								
5	1	3:06.581	54.411	1:24.051	48.119	189.1	16:43.856								
6	1	3:05.924	54.145	1:23.262	48.517	189.5	19:49.780								
7	1	3:06.098	54.157	1:23.478	48.463	191.5	22:55.878								
8	1	3:07.249	54.711	1:24.044	48.494	191.5	26:03.127								
9	1	3:16.143	54.479	1:24.264	57.400	191.2	29:19.270								
10	1	5:40.328	2:16.063	1:33.021	1:51.244	187.8	34:59.598								
11	1	5:08.735	2:13.700	2:06.758	48.277	60.1	40:08.333								
12	1	3:06.283	54.074	1:24.218	47.991	189.1	43:14.616								
13	1	3:06.520	54.346	1:24.101	48.073	189.8	46:21.136								
14	1	3:05.758	54.093	1:23.703	47.962	191.2	49:26.894								
15	1	3:17.234	59.548	1:27.707	49.979	176.5	52:44.128								
16	1	3:14.736	57.090	1:27.736	49.910	181.8	55:58.864								
17	1	3:11.259	56.486	1:25.556	49.217	184.3	59:10.123								
18	1	3:11.343	56.400	1:25.524	49.419	182.4	1:02:21.466								
23															
	1	4:08.766	1:53.780	1:25.408	49.578		4:08.766								
2	1	3:05.275	54.801	1:22.509	47.965	185.6	7:14.041								
3	1	3:05.782	54.379	1:22.212	49.191	190.5	10:19.823								
4	1	3:05.406	53.219	1:24.045	48.142	194.2	13:25.229								
5	1	3:04.726	53.682	1:23.568	47.476	192.9	16:29.955								
6	1	3:03.073	53.589	1:22.232	47.252	185.9	19:33.028								
7	1	3:03.983	53.080	1:21.876	49.027	192.9	22:37.011								
8	1	3:02.615	53.547	1:21.423	47.645	193.5	25:39.626								
9	1	3:04.058	53.489	1:22.741	47.828	183.4	28:43.684								
10	1	3:15.421	53.353	1:23.044	59.024	179.1	31:59.105								
11	1	7:29.019	3:31.302	2:43.036	1:14.681	62.7	39:28.124								
12	1	3:24.607	1:00.578	1:31.926	52.103	169.3	42:52.731								
13	1	3:18.379	57.094	1:29.275	52.010	160.2	46:11.110								
14	1	3:20.592	56.553	1:30.160	53.879	174.8	49:31.702								
15	1	3:19.846	58.578	1:30.595	50.673	177.0	52:51.548								
16	1	3:15.974	56.334	1:30.122	49.518	171.7	56:07.522								
17	1	3:10.970	55.497	1:26.057	49.416	170.9	59:18.492								
18	1	3:10.717	55.600	1:25.042	50.075	181.8	1:02:29.209								
29															
	1	4:05.216	1:52.528	1:23.788	48.900		4:05.216								
2	1	3:03.098	53.654	1:21.562	47.882	191.5	7:08.314								
3	1	3:02.813	52.712	1:22.180	47.921	193.9	10:11.127								
4	1	3:03.252	53.077	1:22.440	47.735	192.5	13:14.379								
5	1	3:03.737	52.501	1:21.557	49.679	196.4	16:18.116								
6	1	3:05.380	52.848	1:24.045	48.487	190.5	19:23.496								
7	1	3:04.408	54.109	1:22.550	47.749	193.2	22:27.904								
8	1	3:03.788	52.762	1:23.278	47.748	193.9	25:31.692								
9	1	3:03.929	53.656	1:22.360	47.913	193.9	28:35.621								
10	1	3:04.575	53.796	1:22.705	48.074	195.3	31:40.196								
11	1	5:43.025	56.364	2:45.975	2:00.686	61.4	37:23.221								
12	1	4:32.565	2:17.877	1:25.355	49.333	185.2	41:55.786								
13	1	3:08.321	55.201	1:24.216	48.904	186.5	45:04.107								
14	1	3:07.468	54.412	1:24.499	48.557	191.5	48:11.575								
15	1	3:05.520	53.926	1:22.871	48.723	179.7	51:17.095								
16	1	3:06.702	54.053	1:24.894	47.755	190.8	54:23.797								
17	1	3:05.744	53.825	1:23.307	48.612	193.2	57:29.541								
18	1	3:06.201	54.351	1:22.915	48.935	188.2	1:00:35.742								
31															
	1	4:24.287	1:55.205	1:25.029	1:04.053		4:24.287								
38															
	1	4:06.055	1:55.154	1:22.910	47.991		4:06.055								
2	1	3:03.301	54.675	1:21.934	46.692	193.5	7:09.356								
3	1	3:00.546	51.906	1:21.200	47.440	192.9	10:09.902								
4	1	3:03.161	52.397	1:22.174	48.590	194.6	13:13.063								
5	1	3:00.234	52.365	1:20.876	46.993	196.0	16:13.297								
6	1	3:01.428	52.988	1:21.952	46.488	193.9	19:14.725								
7	1	3:01.609	54.005	1:21.012	46.592	193.2	22:16.334								
8	1	3:00.468	52.301	1:21.436	46.731	194.6	25:16.802								
9	1	3:00.961	53.307	1:20.784	46.870	193.2	28:17.763								
10	1	3:01.586	52.749	1:21.143	47.694	194.2	31:19.349								
11	1	5:39.376	55.916	2:38.300	2:05.160	187.8	36:58.725								
12	1	5:01.003	2:50.449	1:22.594	47.960	191.2	41:59.728								
13	1	3:03.284	53.137	1:22.834	47.313	195.7	45:03.012								
14	1	3:03.947	53.151	1:22.285	48.511	192.9	48:06.959								
15	1	3:02.149	52.922	1:21.628	47.599	193.5	51:09.108								
16	1	3:04.733	53.374	1:23.536	47.823	187.2	54:13.841								
17	1	3:03.312	53.203	1:22.365	47.744	192.5	57:17.153								
18	1	3:01.103	52.997	1:20.805	47.301	194.2	1:00:18.256								
19	1	3:03.132	52.774	1:22.837	47.521	193.5	1:03:21.388								
39															
	1	4:12.776	1:55.844	1:26.301	50.631		4:12.776								
2	1	3:08.623	53.979	1:25.840	48.804	185.6	7:21.399								
3	1	3:07.143	53.545	1:24.871	48.727	183.1	10:28.542								
4	1	3:06.810	53.387	1:25.511	47.912	189.5	13:35.352								
5	1	3:06.351	54.027	1:24.629	47.695	183.1	16:41.703								
6	1	3:05.238	53.												



ACNN
SPA EURO RACE
RACE 1

Sector Analysis

Personal Best Session Best B Crossing the finish line in the pit lane

Lap	D	Time	Sector 1	Sector 2	Sector 3	T.Spd	Elapsed	Lap	D	Time	Sector 1	Sector 2	Sector 3	T.Spd	Elapsed
9	1	3:01.845	52.948	1:21.986	46.911	196.4	28:23.819	2	1	2:55.395	51.387	1:18.832	45.176	196.4	6:47.082
10	1	3:02.130	52.032	1:21.964	48.134	198.2	31:25.949	3	1	2:52.874	51.073	1:17.287	44.514	199.3	9:39.956
11	1	5:53.023	B 52.914	2:49.454	2:10.655	194.9	37:18.972	4	1	2:52.066	50.429	1:17.139	44.498	198.5	12:32.022
12	1	4:57.306	2:47.297	1:22.612	47.397	191.5	42:16.278	5	1	2:51.421	50.257	1:16.749	44.415	199.3	15:23.443
13	1	3:01.790	53.076	1:22.262	46.452	193.9	45:18.068	6	1	2:51.684	50.188	1:17.148	44.348	199.3	18:15.127
14	1	3:01.389	52.315	1:21.427	47.647	194.6	48:19.457	7	1	2:50.893	50.575	1:15.716	44.602	198.9	21:06.020
15	1	3:00.930	52.159	1:21.935	46.836	196.4	51:20.387	8	1	2:52.778	50.539	1:17.360	44.879	199.3	23:58.798
16	1	3:01.727	52.734	1:21.702	47.291	195.7	54:22.114	9	1	2:52.085	50.673	1:16.131	45.281	198.9	26:50.883
17	1	3:00.256	52.399	1:21.255	46.602	196.0	57:22.370	10	1	2:53.190	50.837	1:17.065	45.288	196.0	29:44.073
18	1	3:00.138	52.070	1:21.209	46.859	197.1	1:00:22.508	11	1	3:09.754	B 51.075	1:17.331	1:01.348	195.3	32:53.827

61 1. Bert WEERING Zilhouette ZIL

1	1	3:55.092	1:48.999	1:20.077	46.016		3:55.092
2	1	2:54.455	50.284	1:19.157	45.014	203.0	6:49.547
3	1	2:54.595	50.420	1:19.362	44.813	196.7	9:44.142
4	1	2:52.605	49.333	1:18.323	44.949	181.2	12:36.747
5	1	2:52.754	49.669	1:17.699	45.386	201.1	15:29.501
6	1	2:54.175	49.476	1:20.018	44.681	203.8	18:23.676
7	1	3:13.384	B 49.809	1:26.128	57.447	179.7	21:37.060
8	1	4:19.245	2:17.145	1:17.323	44.777	197.1	25:56.305
9	1	2:53.207	50.381	1:17.600	45.226	198.5	28:49.512
10	1	2:53.222	50.242	1:18.479	44.501	196.4	31:42.734
11	1	5:53.135	1:11.884	2:43.516	1:57.735	70.3	37:35.869
12	1	3:38.661	1:33.175	1:20.127	45.359	191.8	41:14.530
13	1	3:01.932	49.802	1:16.686	55.444	204.2	44:16.462
14	1	2:56.516	50.807	1:19.775	45.934	190.8	47:12.978
15	1	2:58.243	53.025	1:19.026	46.192	188.2	50:11.221
16	1	2:56.371	52.259	1:18.481	45.631	196.0	53:07.592
17	1	2:54.646	50.853	1:18.565	45.228	196.0	56:02.238
18	1	2:57.298	51.882	1:18.769	46.647	196.0	58:59.536
19	1	3:03.280	51.223	1:22.108	49.949	197.1	1:02:02.816

67 1. Richard TER VELDE BMW E36 BMW
2. Markus TER VELDE

1	1	4:09.343	1:54.842	1:25.280	49.221		4:09.343
2	1	3:05.551	54.836	1:23.272	47.443	193.9	7:14.894
3	1	3:04.941	53.682	1:23.190	48.069	197.1	10:19.835
4	1	3:06.427	53.852	1:24.462	48.113	198.2	13:26.262
5	1	3:04.223	53.799	1:23.278	47.146	198.5	16:30.485
6	1	3:03.994	54.328	1:22.380	47.286	196.0	19:34.479
7	1	3:04.087	54.012	1:22.711	47.364	196.7	22:38.566
8	1	3:03.646	53.141	1:23.010	47.495	202.6	25:42.212
9	1	3:03.398	52.950	1:23.283	47.165	199.6	28:45.610
10	1	3:15.161	B 52.735	1:23.496	58.930	200.4	32:00.771
11	1	7:19.802	3:24.103	2:45.169	1:10.530	54.9	39:20.573
12	1	3:06.898	54.227	1:24.324	48.347	190.5	42:27.471
13	1	3:04.565	53.593	1:23.203	47.769	197.8	45:32.036
14	1	3:04.555	54.203	1:22.708	47.644	190.8	48:36.591
15	1	3:03.338	52.620	1:22.662	48.056	201.1	51:39.929
16	1	3:02.972	53.035	1:22.670	47.267	201.1	54:42.901
17	1	3:03.253	52.991	1:23.283	46.979	199.3	57:46.154
18	1	3:02.068	53.058	1:22.041	46.969	199.3	1:00:48.222

69 1. Jan Berry DRENTH Zilhouette ZIL


1	1	3:51.687	1:45.089	1:20.156	46.442		3:51.687
---	---	----------	----------	----------	--------	--	----------

74 1. Patrick CASPERS BMW E36 BMW
2. Erik MIK

1	1	4:08.069	1:53.233	1:25.381	49.455		4:08.069
2	1	3:04.494	53.808	1:23.361	47.325	192.9	7:12.563
3	1	3:09.385	56.015	1:23.898	49.472	186.5	10:21.948
4	1	3:07.031	55.195	1:22.038	49.798	194.9	13:28.979
5	1	3:06.644	53.642	1:22.840	50.162	196.0	16:35.623
6	1	3:05.891	53.372	1:23.902	48.617	194.2	19:41.514
7	1	3:05.401	53.838	1:22.516	49.047	192.5	22:46.915
8	1	3:21.989	B 55.128	1:22.621	1:04.240	190.5	26:08.904
9	1	5:05.668	2:47.450	1:27.708	50.510	178.2	31:14.572
10	1	5:11.914	56.820	2:18.202	1:56.892	185.6	36:26.486
11	1	4:33.028	2:14.934	1:27.405	50.689	86.8	40:59.514
12	1	3:10.975	55.708	1:23.742	51.525	188.5	44:10.489
13	1	3:12.433	55.081	1:26.266	51.086	190.5	47:22.922
14	1	3:07.769	55.689	1:23.505	48.575	189.8	50:30.691
15	1	3:08.298	56.036	1:23.327	48.935	188.5	53:38.989
16	1	3:10.199	57.026	1:24.073	49.100	181.5	56:49.188
17	1	3:08.683	55.240	1:24.210	49.233	189.5	59:57.871
18	1	3:07.888	55.285	1:23.881	48.722	188.5	1:03:05.759

77 1. Robert SULMA Cayman GT4 RS

1	1	2:43.244	48.170	1:13.817	41.257		2:43.244
2	1	2:40.214	46.087	1:12.823	41.304	233.8	5:23.458
3	1	2:40.087	45.837	1:12.840	41.410	233.8	8:03.545
4	1	2:41.576	45.842	1:14.617	41.117	234.8	10:45.121
5	1	2:43.993	45.495	1:13.741	44.757	225.5	13:29.114
6	1	2:46.033	47.518	1:15.442	43.073	229.3	16:15.147
7	1	2:45.043	48.803	1:14.092	42.148	222.7	19:00.190
8	1	2:40.215	45.640	1:13.463	41.112	235.8	21:40.405
9	1	2:40.573	45.463	1:13.891	41.219	238.4	24:20.978
10	1	2:40.591	45.992	1:13.628	40.971	240.0	27:01.569
11	1	2:50.394	B 46.010	1:13.918	50.466	232.8	29:51.963
12	1	6:33.156	2:13.377	2:23.291	1:56.488	236.8	36:25.119
13	1	4:12.781	2:14.851	1:16.781	41.149	94.0	40:37.900
14	1	2:43.870	47.894	1:14.309	41.667	224.5	43:21.770




ACNN SPA EURO RACE RACE 1

Sector Analysis

■ Personal Best
 ■ Session Best
 ■ Crossing the finish line in the pit lane

Lap	D	Time	Sector 1	Sector 2	Sector 3	T.Sp	Elapsed	Lap	D	Time	Sector 1	Sector 2	Sector 3	T.Sp	Elapsed
15	1	2:44.131	46.128	1:15.616	42.387	206.9	46:05.901	4	1	2:53.623	50.133	1:18.565	44.925	202.6	12:36.035
16	1	2:41.546	45.694	1:14.211	41.641	229.8	48:47.447	5	1	2:52.332	50.133	1:17.418	44.781	199.3	15:28.367
17	1	2:41.661	46.150	1:14.208	41.303	240.0	51:29.108	6	1	2:53.054	50.264	1:17.874	44.916	198.9	18:21.421
18	1	2:43.452	45.702	1:15.246	42.504	233.3	54:12.560	7	1	3:07.097 B	51.354	1:18.377	57.366	199.6	21:28.518
19	1	2:41.878	45.995	1:14.011	41.872	235.3	56:54.438	8	1	4:23.699	2:21.211	1:17.916	44.572	200.7	25:52.217
20	1	2:43.853	47.433	1:15.147	41.273	231.3	59:38.291	9	1	2:53.434	50.786	1:17.559	45.089	200.4	28:45.651
21	1	2:43.496	46.026	1:15.626	41.844	238.4	1:02:21.787	10	1	2:53.370	50.981	1:17.920	44.469	200.0	31:39.021
81 1. Bernard BLAAK Zilhouette ZIL								11 1 5:33.834 57.260 2:44.373 1:52.201 82.7 37:12.855							
1	1	3:50.123	1:47.119	1:18.502	44.502		3:50.123	12	1	3:49.373	1:45.164	1:20.124	44.085	189.8	41:02.228
2	1	2:52.440	51.367	1:14.976	46.097	192.5	6:42.563	13	1	2:52.315	50.200	1:17.694	44.421	199.6	43:54.543
3	1	2:55.484	53.125	1:17.490	44.869	193.5	9:38.047	14	1	2:51.128	50.125	1:16.724	44.279	199.6	46:45.671
4	1	2:52.849	50.954	1:17.858	44.037	194.6	12:30.896	15	1	2:54.622	51.268	1:18.471	44.883	198.5	49:40.293
5	1	2:51.429	50.327	1:16.636	44.466	195.3	15:22.325	16	1	2:57.271	51.472	1:20.410	45.389	198.9	52:37.564
6	1	2:50.991	50.603	1:16.182	44.206	194.9	18:13.316	17	1	2:54.548	50.331	1:19.020	45.197	200.7	55:32.112
7	1	2:51.513	51.206	1:15.053	45.254	197.4	21:04.829	18	1	2:54.920	50.472	1:19.091	45.357	202.6	58:27.032
8	1	2:52.517	50.591	1:16.373	45.553	195.7	23:57.346	19	1	2:56.166	50.356	1:20.123	45.687	200.7	1:01:23.198
9	1	3:02.890 B	51.365	1:15.779	55.746	191.5	27:00.236	96 1. Marcel VAN DER LYKE Zilhouette ZIL							
10	1	4:36.003	2:28.252	1:19.666	48.085	194.6	31:36.239	1	1	3:58.014	1:51.225	1:21.777	45.012		3:58.014
11	1	5:33.641	56.344	2:38.780	1:58.517	120.3	37:09.880	2	1	2:55.305	51.627	1:17.810	45.868	200.0	6:53.319
12	1	3:50.771	1:48.101	1:17.632	45.038	182.4	41:00.651	3	1	2:59.040	52.850	1:21.348	44.842	203.0	9:52.359
13	1	2:52.223	50.922	1:16.757	44.544	196.4	43:52.874	4	1	2:56.120	51.665	1:18.151	46.304	199.6	12:48.479
14	1	2:52.857	50.475	1:17.148	45.234	192.9	46:45.731	5	1	2:55.797	51.593	1:19.443	44.761	200.7	15:44.276
15	1	2:53.224	51.467	1:16.802	44.955	196.0	49:38.955	6	1	2:53.633	51.616	1:17.341	44.676	194.9	18:37.909
16	1	2:54.531	51.235	1:16.456	46.840	193.9	52:33.486	7	1	2:53.814	50.834	1:16.835	46.145	200.0	21:31.723
17	1	2:51.774	50.600	1:16.553	44.621	201.1	55:25.260	8	1	3:08.368 B	51.804	1:18.002	58.562	200.0	24:40.091
18	1	2:52.351	50.711	1:16.905	44.735	195.7	58:17.611	9	1	4:14.771	2:12.007	1:17.520	45.244	197.1	28:54.862
19	1	2:51.558	50.905	1:15.746	44.907	193.2	1:01:09.169	10	1	2:55.889	53.048	1:17.593	45.248	190.8	31:50.751
92 1. Michael HERMANS Zilhouette ZIL								11	1	5:45.622	1:10.770	2:37.653	1:57.199	70.3	37:36.373
1	1	3:55.984	1:48.687	1:21.789	45.508		3:55.984	12	1	3:36.576	1:31.304	1:20.553	44.719	193.9	41:12.949
2	1	2:55.705	50.792	1:19.303	45.610	207.7	6:51.689	13	1	4:06.345 B	51.029	1:16.814	1:58.502	200.0	45:19.294
3	1	2:53.881	50.006	1:18.363	45.512	179.4	9:45.570	98 1. Jack HOEKSTRA Zilhouette ZIL							
4	1	2:54.205	49.672	1:19.280	45.253	204.5	12:39.775	1	1	3:57.252	1:50.014	1:21.366	45.872		3:57.252
5	1	2:52.773	50.575	1:17.253	44.945	206.1	15:32.548	2	1	2:55.838	51.818	1:17.561	46.459	197.4	6:53.090
6	1	2:52.684	51.066	1:16.913	44.705	203.4	18:25.232	3	1	2:58.581	52.700	1:20.515	45.366	200.7	9:51.671
7	1	2:59.346	50.803	1:22.896	45.647	206.5	21:24.578	4	1	2:56.493	52.226	1:17.913	46.354	198.5	12:48.164
8	1	2:53.480	50.340	1:17.542	45.598	204.5	24:18.058	5	1	2:53.260	50.285	1:18.094	44.881	199.6	15:41.424
9	1	2:52.973	50.000	1:17.576	45.397	207.7	27:11.031	6	1	2:54.905	50.896	1:18.257	45.752	195.7	18:36.329
10	1	2:53.689	50.581	1:17.760	45.348	206.1	30:04.720	7	1	2:54.459	51.050	1:17.442	45.967	196.4	21:30.788
11	1	3:42.072 B	51.252	1:18.889	1:31.931	204.2	33:46.792	8	1	2:55.012	50.867	1:19.202	44.943	200.4	24:25.800
12	1	6:07.261	3:08.941	2:11.668	46.652	70.4	39:54.053	106 1. Joop ARENSEN BMW GTR DTC1							
13	1	2:56.630	50.928	1:19.277	46.425	201.9	42:50.683	1	1	3:43.769	1:42.834	1:17.460	43.475		3:43.769
14	1	2:56.372	50.749	1:19.746	45.877	204.2	45:47.055	2	1	2:52.933	48.624	1:20.427	43.882	221.8	6:36.702
15	1	2:55.896	50.692	1:19.129	46.075	204.9	48:42.951	3	1	2:59.360	58.069	1:17.976	43.315	217.3	9:36.062
16	1	2:56.271	51.021	1:18.453	46.797	202.2	51:39.222	4	1	2:45.618	47.336	1:15.940	42.342	225.9	12:21.680
17	1	2:55.092	50.566	1:18.845	45.681	206.1	54:34.314	5	1	2:55.082	48.482	1:23.552	43.048	220.9	15:16.762
18	1	2:56.618	52.009	1:18.717	45.892	202.6	57:30.932	6	1	2:45.568	46.732	1:15.184	43.652	230.8	18:02.330
19	1	2:56.111	50.950	1:19.272	45.889	202.2	1:00:27.043	7	1	3:17.588 B	53.682	1:19.041	1:04.865	227.4	21:19.918
94 1. Carlo BROEREN Zilhouette ZIL								8	1	4:26.924	2:20.672	1:16.187	50.065	232.8	25:46.842
1	1	3:54.205	1:47.739	1:20.520	45.946		3:54.205	9	1	2:46.352	45.904	1:19.661	40.787	237.9	28:33.194
2	1	2:55.799	50.522	1:18.560	46.717	199.3	6:50.004	10	1	3:06.791	57.253	1:19.190	50.348	197.8	31:39.985
3	1	2:52.408	49.902	1:18.129	44.377	204.5	9:42.412	11	1	5:50.871	1:06.722	2:48.690	1:55.459	60.2	37:30.856




ACNN SPA EURO RACE RACE 1

Sector Analysis

■ Personal Best
 ■ Session Best
 ■ Crossing the finish line in the pit lane

Lap	D	Time	Sector 1	Sector 2	Sector 3	T.Spd	Elapsed	Lap	D	Time	Sector 1	Sector 2	Sector 3	T.Spd	Elapsed
113 1.Maik BROERSEN BMW M3 DTC2								9 1 2:37.583 44.820 1:11.400 41.363 241.6 23:30.342 10 1 2:38.815 44.330 1:13.868 40.617 230.3 26:09.157 11 1 2:38.722 42.770 1:13.779 42.173 234.3 28:47.879 12 1 2:51.056 B 44.011 1:16.538 50.507 217.7 31:38.935 13 1 7:32.554 3:34.222 2:48.668 1:09.664 58.2 39:11.489 14 1 2:41.827 43.193 1:15.570 43.064 237.4 41:53.316 15 1 2:35.883 43.117 1:12.962 39.804 243.2 44:29.199 16 1 2:38.661 43.444 1:15.087 40.130 231.3 47:07.860 17 1 2:35.191 43.748 1:11.971 39.472 252.3 49:43.051 18 1 2:44.125 46.409 1:16.411 41.305 228.8 52:27.176 19 1 2:35.585 42.695 1:12.620 40.270 243.8 55:02.761 20 1 2:39.197 44.768 1:12.940 41.489 236.3 57:41.958 21 1 2:38.973 43.653 1:14.110 41.210 215.1 1:00:20.931							
1	1	4:14.072	1:57.683	1:27.351	49.038		4:14.072	1	1	4:20.121	2:01.119	1:26.907	52.095		4:20.121
2	1	3:04.948	53.892	1:23.649	47.407	196.4	7:19.020	2	1	3:09.874	54.514	1:25.628	49.732	191.8	7:29.995
3	1	3:08.214	54.736	1:25.617	47.861	168.7	10:27.234	3	1	3:10.967	54.293	1:26.835	49.839	175.0	10:40.962
4	1	3:04.182	52.500	1:22.410	49.272	199.6	13:31.416	4	1	3:08.027	53.943	1:25.096	48.988	190.1	13:48.989
5	1	3:02.899	52.591	1:21.926	48.382	203.8	16:34.315	5	1	3:06.690	53.965	1:23.667	49.058	189.8	16:55.679
6	1	3:00.595	51.672	1:22.196	46.727	201.9	19:34.910	6	1	3:09.021	54.341	1:26.001	48.679	170.6	20:04.700
7	1	3:01.119	52.038	1:21.328	47.753	201.9	22:36.029	7	1	3:03.652	53.178	1:21.902	48.572	196.4	23:08.352
8	1	3:00.305	52.264	1:21.393	46.648	190.1	25:36.334	8	1	3:07.259	54.620	1:24.401	48.238	192.5	26:15.611
9	1	2:59.706	51.613	1:21.951	46.142	200.4	28:36.040	9	1	3:09.622	53.795	1:24.860	50.967	189.1	29:25.233
115 1.Floris DULLAART Porsche GT3 DTC1								10 1 3:13.942 56.129 1:25.189 52.624 169.5 32:39.175 11 1 6:31.467 2:14.559 2:47.423 1:29.485 59.5 39:10.642 12 1 3:29.239 B 54.111 1:29.236 1:05.892 180.3 42:39.881 13 1 4:54.629 2:32.966 1:28.194 53.469 153.2 47:34.510 14 1 3:10.936 53.539 1:28.284 49.113 188.8 50:45.446 15 1 3:10.607 55.468 1:26.631 48.508 187.2 53:56.053 16 1 3:08.373 53.703 1:25.767 48.903 186.9 57:04.426 17 1 3:07.517 53.490 1:25.855 48.172 187.5 1:00:11.943 18 1 3:15.688 56.284 1:30.244 49.160 157.2 1:03:27.631							
1	1	3:30.813	1:38.722	1:12.823	39.268		3:30.813	10	1	3:13.942	56.129	1:25.189	52.624	169.5	32:39.175
2	1	2:39.207	44.521	1:14.298	40.388	201.9	6:10.020	11	1	6:31.467	2:14.559	2:47.423	1:29.485	59.5	39:10.642
3	1	2:37.183	43.454	1:12.971	40.758	252.9	8:47.203	12	1	3:29.239 B	54.111	1:29.236	1:05.892	180.3	42:39.881
4	1	2:33.286	42.447	1:11.786	39.053	259.0	11:20.489	13	1	4:54.629	2:32.966	1:28.194	53.469	153.2	47:34.510
5	1	2:32.797	42.376	1:11.416	39.005	250.6	13:53.286	14	1	3:10.936	53.539	1:28.284	49.113	188.8	50:45.446
6	1	2:37.464	43.044	1:12.300	42.120	247.7	16:30.750	15	1	3:10.607	55.468	1:26.631	48.508	187.2	53:56.053
7	1	2:38.008	42.579	1:15.450	39.979	232.8	19:08.758	16	1	3:08.373	53.703	1:25.767	48.903	186.9	57:04.426
8	1	2:36.715	43.909	1:12.412	40.394	246.6	21:45.473	17	1	3:07.517	53.490	1:25.855	48.172	187.5	1:00:11.943
9	1	2:36.017	42.430	1:13.615	39.972	260.9	24:21.490	18	1	3:15.688	56.284	1:30.244	49.160	157.2	1:03:27.631
123 1.Frank BROERSEN BMW M3 DTC2								10 1 4:36.344 B 58.774 1:38.103 1:59.467 179.1 35:10.967 11 1 5:45.714 3:26.361 1:29.045 50.308 59.8 40:56.681 12 1 3:11.916 56.482 1:24.951 50.483 182.7 44:08.597 13 1 3:13.777 56.483 1:26.249 51.045 181.2 47:22.374 14 1 3:12.854 57.897 1:24.123 50.834 179.4 50:35.228 15 1 3:12.477 56.593 1:25.214 50.670 183.1 53:47.705 16 1 3:12.010 57.135 1:25.230 49.645 183.1 56:59.715 17 1 3:10.372 56.036 1:24.935 49.401 184.9 1:00:10.087 18 1 3:12.075 55.974 1:24.297 51.804 183.7 1:03:22.162							
1	1	4:14.784	1:58.335	1:27.042	49.407		4:14.784	10	1	4:36.344 B	58.774	1:38.103	1:59.467	179.1	35:10.967
2	1	3:05.341	54.045	1:24.407	46.889	189.5	7:20.125	11	1	5:45.714	3:26.361	1:29.045	50.308	59.8	40:56.681
3	1	3:03.795	52.804	1:24.007	46.984	192.2	10:23.920	12	1	3:11.916	56.482	1:24.951	50.483	182.7	44:08.597
4	1	3:02.201	51.877	1:21.491	48.833	205.7	13:26.121	13	1	3:13.777	56.483	1:26.249	51.045	181.2	47:22.374
5	1	3:05.049	53.113	1:24.631	47.305	201.5	16:31.170	14	1	3:12.854	57.897	1:24.123	50.834	179.4	50:35.228
6	1	2:58.587	52.035	1:19.782	46.770	199.6	19:29.757	15	1	3:12.477	56.593	1:25.214	50.670	183.1	53:47.705
7	1	2:59.790	51.951	1:20.636	47.203	201.1	22:29.547	16	1	3:12.010	57.135	1:25.230	49.645	183.1	56:59.715
8	1	3:09.760 B	51.090	1:20.653	58.017	204.5	25:39.307	17	1	3:10.372	56.036	1:24.935	49.401	184.9	1:00:10.087
9	1	4:24.061	2:13.237	1:23.562	47.262	190.8	30:03.368	18	1	3:12.075	55.974	1:24.297	51.804	183.7	1:03:22.162
126 1.Jos JANSEN 991 GT3 Cup RS															
1	1	2:34.082	43.907	1:11.430	38.745		2:34.082								
2	1	2:36.577	45.685	1:11.406	39.486	231.3	5:10.659								
3	1	2:33.902	43.722	1:11.290	38.890	231.8	7:44.561								
4	1	2:39.373	42.423	1:14.731	42.219	243.2	10:23.934								
5	1	2:39.765	44.398	1:15.408	39.959	226.4	13:03.699								
6	1	2:34.191	42.815	1:11.418	39.958	251.7	15:37.890								
7	1	2:37.426	43.113	1:13.856	40.457	241.1	18:15.316								
8	1	2:37.443	44.299	1:12.387	40.757	253.5	20:52.759								




ACNN
SPA EURO RACE
RACE 1

Sector Analysis

Personal Best Session Best B Crossing the finish line in the pit lane

Lap	D	Time	Sector 1	Sector 2	Sector 3	T.Spd	Elapsed	Lap	D	Time	Sector 1	Sector 2	Sector 3	T.Spd	Elapsed
176	1.	Sjef JANSEN													BMW GTR DTC1
1	1	4:38.228	B	1:47.728	1:37.897	1:12.603	4:38.228	16	1	2:56.803					52:31.679
2	1	4:47.891		2:43.607	1:19.951	44.333	199.3	9:26.119	17	1	5:42.603				58:14.282
3	1	2:54.139		48.229	1:18.512	47.398	207.7	12:20.258	18	1	2:51.180				1:01:05.462
4	1	2:51.318		48.763	1:18.111	44.444	207.7	15:11.576							
5	1	2:51.458		48.691	1:17.179	45.588	213.4	18:03.034							
6	1	2:58.299		50.301	1:22.141	45.857	207.7	21:01.333							
7	1	2:49.997		48.628	1:17.002	44.367	208.9	23:51.330							
8	1	2:48.683		47.993	1:16.533	44.157	211.4	26:40.013							
9	1	2:54.677		49.116	1:20.907	44.654	193.5	29:34.690							
10	1	2:51.628		48.299	1:18.651	44.678	204.5	32:26.318							
11	1	6:35.060		1:57.287	2:52.361	1:45.412	58.3	39:01.378							
12	1	3:09.066	B	48.283	1:21.101	59.682	195.7	42:10.444							
13	1	5:48.998	B	2:55.741	1:40.570	1:12.687	126.0	47:59.442							
14	1	5:53.230	B	2:33.350	1:35.658	1:44.222	203.0	53:52.672							
265	1.	Gijs BARTELS													BMW Z3 DTC2
1	1	4:17.261		2:04.739	1:24.218	48.304	4:17.261	1	1	4:17.261					4:17.261
2	1	3:02.077		52.835	1:22.837	46.405	192.9	7:19.338							
3	1	3:02.902		52.797	1:22.604	47.501	186.9	10:22.240							
4	1	2:59.263		51.108	1:22.987	45.168	192.9	13:21.503							
5	1	2:59.792		52.920	1:21.231	45.641	193.9	16:21.295							
6	1	3:02.778		50.999	1:23.316	48.463	199.6	19:24.073							
7	1	2:58.358		52.673	1:20.336	45.349	198.2	22:22.431							
8	1	2:58.798		49.955	1:21.631	47.212	184.6	25:21.229							
9	1	3:00.039		50.723	1:21.658	47.658	198.5	28:21.268							
10	1	3:12.626	B	52.252	1:19.973	1:00.401	201.1	31:33.894							
11	1	7:44.808		3:42.091	2:47.843	1:14.874	59.0	39:18.702							
12	1	2:56.702		50.584	1:20.716	45.402	193.2	42:15.404							
13	1	2:57.266		51.114	1:21.076	45.076	201.5	45:12.670							
14	1	3:00.590		52.392	1:22.235	45.963	198.5	48:13.260							
15	1	2:57.799		51.046	1:20.418	46.335	206.5	51:11.059							
16	1	2:57.312		51.202	1:20.776	45.334	197.1	54:08.371							
17	1	2:57.758		50.974	1:20.449	46.335	208.5	57:06.129							
18	1	2:57.257		50.856	1:19.892	46.509	202.2	1:00:03.386							
19	1	2:57.564		50.535	1:20.213	46.816	197.4	1:03:00.950							
270	1.	Berry ARENSEN													Seat Leon DTC1
1	1	4:05.621		1:50.539	1:25.247	49.835	4:05.621	1	1	4:05.621					4:05.621
2	1	3:05.289		53.599	1:25.194	46.496	182.4	7:10.910							
3	1	3:00.966		51.024	1:23.187	46.755	173.6	10:11.876							
4	1	3:03.741		52.678	1:23.733	47.330	173.6	13:15.617							
5	1	3:04.887		51.869	1:26.127	46.891	188.5	16:20.504							
6	1	3:02.365		49.839	1:25.028	47.498	195.7	19:22.869							
7	1	2:58.636		49.246	1:22.019	47.371	195.7	22:21.505							
8	1	2:58.907		49.756	1:22.239	46.912	197.1	25:20.412							
9	1	3:00.253		50.736	1:21.952	47.565	200.0	28:20.665							
10	1	2:59.198		50.495	1:21.325	47.378	196.4	31:19.863							
11	1	5:52.723	B	52.982	2:52.108	2:07.633	172.2	37:12.586							
12	1	4:45.311		2:29.104	1:26.851	49.356	165.9	41:57.897							
13	1	3:02.160		52.486	1:22.618	47.056	192.9	45:00.057							
14	1	2:56.431		49.742	1:20.780	45.909	192.2	47:56.488							
15	1	2:55.955		48.951	1:21.010	45.994	195.7	50:52.443							
16	1	2:58.549		48.869	1:22.930	46.750	196.7	53:50.992							
17	1	2:55.932		49.392	1:20.815	45.725	196.0	56:46.924							
18	1	2:58.887		49.477	1:22.630	46.780	186.9	59:45.811							
19	1	2:56.671		49.411	1:21.001	46.259	187.2	1:02:42.482							
299	1.	Hielke OOSTEN 2. Pascal TEEKENS													Porsche GT3 DTC1
1	1	3:39.041		1:40.143	1:16.943	41.955	3:39.041	1	1	3:39.041					3:39.041
2	1	2:48.974		47.128	1:19.301	42.545	189.8	6:28.015							
3	1	2:44.892		46.573	1:16.253	42.066	232.3	9:12.907							
4	1	2:44.841		45.868	1:16.016	42.957	221.8	11:57.748							
5	1	2:45.380		46.524	1:14.609	44.247	225.0	14:43.128							
6	1	2:43.669		46.037	1:14.637	42.995	209.7	17:26.797							
7	1	2:41.544		45.928	1:14.318	41.298	224.5	20:08.341							



ACNN
SPA EURO RACE
RACE 1

Sector Analysis

Personal Best Session Best B Crossing the finish line in the pit lane

Lap	D	Time	Sector 1	Sector 2	Sector 3	T.Spd	Elapsed	Lap	D	Time	Sector 1	Sector 2	Sector 3	T.Spd	Elapsed	
8	1	2:44.995	46.651	1:14.713	43.631	230.8	22:53.336	3	1	3:16.602	57.906	1:27.798	50.898	177.0	10:00.346	
9	1	2:42.666	45.636	1:14.849	42.181	230.8	25:36.002	4	1	3:17.489	57.787	1:28.312	51.390	177.0	13:17.835	
10	1	2:45.300	46.527	1:16.800	41.973	232.3	28:21.302	5	1	3:17.709	57.797	1:27.950	51.962	178.2	16:35.544	
11	1	2:46.231	46.647	1:17.565	42.019	230.8	31:07.533	6	1	3:14.922	57.823	1:25.167	51.932	180.0	19:50.466	
12	1	5:01.218	B	47.573	2:10.683	2:02.962	207.7	36:08.751	7	1	3:14.054	57.770	1:25.975	50.309	180.0	23:04.520
13	1	4:55.198	2:49.877	1:21.594	43.727	175.9	41:03.949	8	1	3:12.200	57.339	1:24.972	49.889	179.4	26:16.720	
14	1	2:51.278	48.323	1:18.996	43.959	229.8	43:55.227	9	1	3:29.362	B	57.775	1:27.362	1:04.225	176.2	29:46.082
15	1	2:46.300	46.841	1:16.831	42.628	221.8	46:41.527	10	1	7:19.465	2:27.775	2:52.552	1:59.138	171.4	37:05.547	
16	1	2:52.087	46.381	1:19.776	45.930	213.9	49:33.614	11	1	4:13.366	1:55.435	1:27.868	50.063	153.8	41:18.913	
17	1	2:55.660	49.211	1:21.269	45.180	201.1	52:29.274	12	1	3:13.578	57.701	1:25.739	50.138	177.0	44:32.491	
18	1	2:50.430	49.671	1:17.586	43.173	227.8	55:19.704	13	1	3:15.298	57.347	1:26.231	51.720	180.0	47:47.789	
19	1	2:48.703	47.101	1:18.095	43.507	218.6	58:08.407	14	1	3:13.322	57.781	1:25.733	49.808	177.6	51:01.111	
20	1	2:45.933	45.990	1:17.355	42.588	225.5	1:00:54.340	15	1	3:15.673	57.829	1:26.821	51.023	175.9	54:16.784	
								16	1	3:15.712	57.923	1:26.639	51.150	180.3	57:32.496	
								17	1	3:15.146	57.788	1:25.935	51.423	177.3	1:00:47.642	

305 1. Charlotte VERKUIJLEN BMW Compact DTC2

1	1	4:02.123	1:52.162	1:24.175	45.786		4:02.123
2	1	2:52.386	49.733	1:19.095	43.558	224.1	6:54.509
3	1	2:52.793	49.359	1:19.456	43.978	200.7	9:47.302
4	1	2:50.837	48.174	1:18.331	44.332	216.0	12:38.139
5	1	2:50.776	48.999	1:17.374	44.403	215.6	15:28.915
6	1	2:46.502	47.321	1:16.890	42.291	227.4	18:15.417
7	1	2:46.393	47.773	1:16.028	42.592	224.1	21:01.810
8	1	2:50.330	49.968	1:16.546	43.816	220.0	23:52.140
9	1	3:01.159	B	47.548	1:16.506	57.105	26:53.299
10	1	4:37.204	2:33.468	1:19.882	43.854	207.3	31:30.503
11	1	5:37.273	50.409	2:48.347	1:58.517	204.2	37:07.776
12	1	3:51.423	1:49.539	1:18.106	43.778	202.6	40:59.199
13	1	2:48.130	48.127	1:17.007	42.996	216.9	43:47.329
14	1	2:47.597	47.561	1:16.453	43.583	221.8	46:34.926
15	1	2:51.974	49.096	1:18.303	44.575	218.6	49:26.900

900 1. Marc OOSTRUM 944 944

1	1	3:26.509	1:07.091	1:26.949	52.469		3:26.509
2	1	3:14.424	58.285	1:26.127	50.012	171.7	6:40.933
3	1	3:13.006	57.327	1:25.361	50.318	177.0	9:53.939
4	1	3:13.386	57.208	1:25.878	50.300	175.0	13:07.325
5	1	3:12.504	56.964	1:24.988	50.552	180.3	16:19.829
6	1	3:16.016	58.171	1:26.601	51.244	174.2	19:35.845
7	1	3:13.691	56.895	1:25.672	51.124	179.1	22:49.536
8	1	3:14.174	57.474	1:25.374	51.326	177.9	26:03.710
9	1	3:13.446	57.193	1:25.283	50.970	177.6	29:17.156
10	1	3:35.207	B	58.189	1:26.573	1:10.445	32:52.363
11	1	7:02.992	3:44.246	2:28.509	50.237	59.9	39:55.355
12	1	3:11.620	56.757	1:24.427	50.436	179.1	43:06.975
13	1	3:15.350	56.795	1:26.145	52.410	177.3	46:22.325
14	1	3:11.786	57.080	1:24.697	50.009	179.4	49:34.111
15	1	3:16.372	56.735	1:29.576	50.061	180.6	52:50.483
16	1	3:11.620	56.739	1:24.760	50.121	180.3	56:02.103
17	1	3:14.191	57.939	1:25.859	50.393	174.2	59:16.294
18	1	3:13.469	57.080	1:25.385	51.004	178.8	1:02:29.763

902 1. Edwin KLOOSTER 944 944


1	1	3:25.834	1:07.209	1:26.668	51.957		3:25.834
2	1	3:17.910	59.331	1:27.135	51.444	170.1	6:43.744

904 1. Sander BAKKER 944 944

1	1	3:35.040	1:08.922	1:31.754	54.364		3:35.040
2	1	3:33.741	1:02.084	1:35.684	55.973	160.7	7:08.781
3	1	3:31.209	1:01.754	1:35.534	53.921	164.9	10:39.990
4	1	3:25.183	1:00.956	1:31.119	53.108	167.4	14:05.173
5	1	3:25.852	1:00.180	1:30.991	54.681	165.1	17:31.025
6	1	3:25.168	59.716	1:31.970	53.482	164.4	20:56.193
7	1	3:24.052	59.571	1:31.075	53.406	169.3	24:20.245
8	1	3:33.018	59.756	1:30.132	1:03.130	172.2	27:53.263
9	1	3:28.611	1:01.045	1:33.578	53.988	165.1	31:21.874
10	1	5:59.169	B	1:01.970	2:46.802	2:10.397	37:21.043
11	1	4:52.250	2:26.187	1:32.399	53.664	164.6	42:13.293
12	1	3:27.154	1:00.603	1:33.109	53.442	170.6	45:40.447
13	1	3:23.373	59.476	1:30.508	53.389	171.7	49:03.820
14	1	3:23.087	59.569	1:30.713	52.805	170.3	52:26.907
15	1	3:25.262	1:00.062	1:31.921	53.279	171.4	55:52.169
16	1	3:23.642	59.612	1:31.006	53.024	168.2	59:15.811
17	1	3:25.153	59.622	1:32.386	53.145	169.5	1:02:40.964

907 1. Sebastiaan D'ANJOU CAYMAN GT

1	1	3:23.768	1:07.708	1:27.083	48.977		3:23.768
2	1	3:08.940	55.391	1:25.301	48.248	174.2	6:32.708
3	1	3:03.531	51.012	1:24.422	48.097	200.4	9:36.239
4	1	3:09.790	51.341	1:29.100	49.349	201.9	12:46.029
5	1	3:02.880	50.890	1:25.308	46.682	204.9	15:48.909
6	1	3:04.113	50.764	1:25.100	48.249	180.9	18:53.022
7	1	3:02.909	50.481	1:25.427	47.001	193.5	21:55.931
8	1	3:02.679	51.293	1:24.009	47.377	171.7	24:58.610
9	1	3:02.620	50.729	1:24.766	47.125	203.4	28:01.230
10	1	3:08.616	53.098	1:25.860	49.658	180.0	31:09.846
11	1	5:20.473	B	51.319	2:21.654	2:07.500	36:30.319
12	1	4:54.044	2:39.355	1:26.805	47.884	184.0	41:24.363
13	1	3:02.832	50.900	1:24.927	47.005	200.7	44:27.195
14	1	3:05.441	51.367	1:25.154	48.920	190.1	47:32.636
15	1	3:01.700	50.804	1:22.832	48.064	197.1	50:34.336
16	1	3:09.329	50.753	1:30.298	48.278	207.3	53:43.665
17	1	3:02.155	50.248	1:24.715	47.192	202.2	56:45.820
18	1	3:03.586	51.597	1:24.181	47.808	177.9	59:49.406
19	1	3:01.985	50.540	1:23.792	47.653	201.1	1:02:51.391




ACNN
SPA EURO RACE
RACE 1

Sector Analysis

Personal Best Session Best B Crossing the finish line in the pit lane

Lap	D	Time	Sector 1	Sector 2	Sector 3	T.Spd	Elapsed	Lap	D	Time	Sector 1	Sector 2	Sector 3	T.Spd	Elapsed
908	1.	Ruben NOOIJ					944 Cup 944	10	1	4:53.315	2:44.866	1:23.041	45.408	202.6	41:15.647
1	1	3:17.986	1:04.080	1:24.210	49.696		3:17.986	11	1	3:00.110	52.026	1:21.910	46.174	198.9	44:15.757
2	1	3:10.401	56.479	1:24.670	49.252	180.6	6:28.387	12	1	3:00.003	50.462	1:24.031	45.510	188.5	47:15.760
3	1	3:09.815	55.335	1:25.292	49.188	184.9	9:38.202	13	1	2:59.092	50.592	1:23.169	45.331	185.2	50:14.852
4	1	3:10.111	54.696	1:25.882	49.533	181.8	12:48.313	14	1	2:58.035	49.924	1:21.960	46.151	205.3	53:12.887
5	1	3:07.009	54.427	1:24.255	48.327	189.1	15:55.322	15	1	2:58.925	50.254	1:22.575	46.096	203.0	56:11.812
6	1	3:09.011	55.821	1:24.925	48.265	182.4	19:04.333	16	1	2:58.646	50.486	1:22.682	45.478	184.3	59:10.458
7	1	3:07.256	54.983	1:23.471	48.802	185.2	22:11.589	17	1	2:59.317	50.355	1:22.690	46.272	198.2	1:02:09.775
8	1	3:11.480	56.639	1:24.708	50.133	189.1	25:23.069								
9	1	3:07.117	54.447	1:24.441	48.229	190.5	28:30.186	911	1.	Hans VAN SPRONSEN					996 GT3 Cup RS
10	1	3:17.686	B 54.794	1:24.431	58.461	186.5	31:47.872	1	1	2:52.912	49.950	1:19.402	43.560		2:52.912
11	1	7:31.849	3:26.691	2:48.295	1:16.863	58.0	39:19.721	2	1	2:54.530	51.696	1:19.330	43.504	191.8	5:47.442
12	1	3:07.377	54.795	1:24.320	48.262	187.5	42:27.098	3	1	2:50.046	47.225	1:18.855	43.966	213.0	8:37.488
13	1	3:08.031	54.995	1:24.516	48.520	190.8	45:35.129	4	1	2:49.082	47.525	1:18.200	43.357	223.6	11:26.570
14	1	3:07.657	54.515	1:24.222	48.920	192.2	48:42.786	5	1	2:46.776	46.017	1:17.798	42.961	216.9	14:13.346
15	1	3:09.237	55.500	1:24.333	49.404	187.5	51:52.023	6	1	2:48.896	47.714	1:18.541	42.641	217.3	17:02.242
16	1	3:08.279	54.888	1:24.158	49.233	189.5	55:00.302	7	1	2:49.241	47.493	1:17.577	44.171	208.1	19:51.483
17	1	3:08.969	55.925	1:24.086	48.958	184.6	58:09.271	8	1	2:49.939	47.223	1:19.197	43.519	220.9	22:41.422
18	1	3:08.639	55.111	1:24.862	48.666	186.9	1:01:17.910	9	1	2:48.121	46.673	1:17.921	43.527	206.9	25:29.543
								10	1	2:49.629	46.767	1:19.059	43.803	215.6	28:19.172
909	1.	Henrik HOFFNER					997 GT3 Cup RS	11	1	2:49.009	47.577	1:17.771	43.661	225.0	31:08.181
1	1	2:35.054	45.048	1:10.861	39.145		2:35.054	12	1	5:04.783	B 49.683	2:12.937	2:02.163	223.1	36:12.964
2	1	2:35.782	45.422	1:10.969	39.391	238.4	5:10.836	13	1	4:51.352	2:48.403	1:19.173	43.776	198.9	41:04.316
3	1	2:32.458	43.291	1:09.759	39.408	251.7	7:43.294	14	1	2:51.173	48.361	1:19.594	43.218	208.1	43:55.489
4	1	2:41.000	43.274	1:15.222	42.504	251.2	10:24.294	15	1	2:47.551	47.345	1:17.352	42.854	208.1	46:43.040
5	1	2:38.370	44.216	1:13.756	40.398	238.4	13:02.664	16	1	2:52.514	47.033	1:18.676	46.805	215.1	49:35.554
6	1	2:34.353	42.682	1:11.329	40.342	254.7	15:37.017	17	1	2:53.756	48.356	1:22.011	43.389	202.2	52:29.310
7	1	4:00.404	43.997	2:33.628	42.779	248.8	19:37.421	18	1	2:46.798	46.824	1:17.447	42.527	219.1	55:16.108
8	1	2:39.236	43.677	1:14.748	40.811	249.4	22:16.657	19	1	2:47.237	47.194	1:17.502	42.541	225.5	58:03.345
9	1	2:35.036	44.369	1:11.320	39.347	247.7	24:51.693	20	1	2:48.584	46.955	1:18.714	42.915	224.5	1:00:51.929
10	1	2:33.466	42.581	1:11.181	39.704	257.1	27:25.159								
11	1	2:36.136	42.932	1:11.528	41.676	255.9	30:01.295	914	1.	Wilbert GROENEWOU					Boxster BOXSTER
12	1	2:52.219	B 44.615	1:11.053	56.551	246.6	32:53.514	1	1	3:15.309	1:02.561	1:23.542	49.206		3:15.309
13	1	6:37.879	3:16.143	2:41.180	40.556	60.2	39:31.393	2	1	3:07.303	55.858	1:22.916	48.529	189.1	6:22.612
14	1	2:38.163	44.210	1:14.072	39.881	240.0	42:09.556	3	1	3:06.702	54.860	1:23.286	48.556	191.2	9:29.314
15	1	3:07.265	43.294	1:43.687	40.284	247.1	45:16.821	4	1	3:08.426	55.066	1:24.307	49.053	187.8	12:37.740
16	1	2:39.854	45.120	1:15.084	39.650	250.0	47:56.675	5	1	3:06.196	54.659	1:23.277	48.260	188.8	15:43.936
17	1	2:37.488	44.118	1:13.602	39.768	251.2	50:34.163	6	1	3:07.278	54.968	1:23.314	48.996	187.5	18:51.214
18	1	2:36.555	43.643	1:12.017	40.895	251.7	53:10.718	7	1	3:06.435	55.169	1:23.000	48.266	186.5	21:57.649
19	1	2:40.294	43.226	1:14.878	42.190	255.9	55:51.012	8	1	3:06.432	54.548	1:23.467	48.417	188.2	25:04.081
20	1	2:37.871	44.282	1:11.733	41.856	251.7	58:28.883	9	1	3:06.791	55.065	1:23.471	48.255	186.2	28:10.872
21	1	2:38.147	43.869	1:12.911	41.367	252.3	1:01:07.030	10	1	3:18.344	B 54.173	1:24.007	1:00.164	192.2	31:29.216
								11	1	7:38.648	3:15.824	2:41.683	1:41.141	63.5	39:07.864
910	1.	Andreas PAASEN					911 RSR RS	12	1	3:06.870	54.743	1:23.460	48.667	189.1	42:14.734
1	1	10:19.565	8:09.656	1:23.662	46.247		10:19.565	13	1	3:06.989	54.688	1:24.016	48.285	186.5	45:21.723
2	1	2:57.835	50.674	1:21.024	46.137	190.8	13:17.400	14	1	3:05.152	54.150	1:22.789	48.213	193.9	48:26.875
3	1	2:59.391	50.616	1:21.714	47.061	177.6	16:16.791	15	1	3:05.189	53.514	1:23.026	48.649	192.5	51:32.064
4	1	2:58.206	50.084	1:21.947	46.175	194.9	19:14.997	16	1	3:05.409	54.076	1:23.241	48.092	193.5	54:37.473
5	1	2:58.054	51.698	1:21.158	45.198	186.5	22:13.051	17	1	3:05.620	54.023	1:22.564	49.033	191.2	57:43.093
6	1	2:58.740	51.621	1:21.969	45.150	191.8	25:11.791	18	1	3:04.672	53.800	1:22.699	48.173	194.9	1:00:47.765
7	1	2:57.083	50.773	1:21.066	45.244	197.8	28:08.874								
8	1	2:58.477	50.020	1:22.851	45.606	197.8	31:07.351	918	1.	Marco BRAAKMAN					944 3.0 GT
9	1	5:14.981	B 50.892	2:18.147	2:05.942	190.5	36:22.332	1	1	3:08.019	57.559	1:23.224	47.236		3:08.019
								2	1	3:01.759	52.383	1:22.364	47.012	184.0	6:09.778




ACNN
SPA EURO RACE
RACE 1

Sector Analysis

Personal Best Session Best B Crossing the finish line in the pit lane

Lap	D	Time	Sector 1	Sector 2	Sector 3	T.Spd	Elapsed	Lap	D	Time	Sector 1	Sector 2	Sector 3	T.Spd	Elapsed
3	1	3:04.276	53.451	1:23.392	47.433	171.7	9:14.054	4	1	3:14.845	58.014	1:26.091	50.740	170.9	13:14.442
4	1	3:05.864	52.617	1:24.833	48.414	170.3	12:19.918	5	1	3:14.253	57.613	1:26.445	50.195	171.2	16:28.695
5	1	3:10.014	54.587	1:25.434	49.993	168.0	15:29.932	6	1	3:14.802	57.117	1:27.436	50.249	173.9	19:43.497
6	1	3:09.355	54.114	1:26.092	49.149	162.9	18:39.287	7	1	3:13.597	57.075	1:26.253	50.269	172.5	22:57.094
7	1	3:10.818	54.313	1:26.288	50.217	170.3	21:50.105	8	1	3:13.418	57.807	1:24.724	50.887	173.6	26:10.512
8	1	7:53.263 B	1:00.631	5:22.703	1:29.929	107.9	29:43.368	9	1	3:25.205 B	57.338	1:25.777	1:02.090	170.6	29:35.717
919 1.Sander ROEST 944 3.0 GT								10 1 6:30.578 2:18.186 2:15.963 1:56.429 171.2 36:06.295							
1	1	3:02.631	55.306	1:20.674	46.651		3:02.631	11	1	4:43.881	2:19.306	1:34.489	50.086	59.2	40:50.176
2	1	2:57.753	51.984	1:19.533	46.236	197.1	6:00.384	12	1	3:13.665	57.271	1:26.503	49.891	170.3	44:03.841
3	1	2:57.905	52.034	1:19.801	46.070	198.5	8:58.289	13	1	3:14.191	57.285	1:26.800	50.106	174.8	47:18.032
4	1	2:57.917	51.621	1:20.230	46.066	191.8	11:56.206	14	1	3:11.908	57.566	1:24.794	49.548	172.0	50:29.940
5	1	2:58.110	51.722	1:20.108	46.280	199.3	14:54.316	15	1	3:12.881	57.503	1:25.233	50.145	177.6	53:42.821
6	1	2:59.201	52.151	1:20.594	46.456	183.1	17:53.517	16	1	3:14.395	57.797	1:25.228	51.370	171.4	56:57.216
7	1	3:01.134	52.129	1:20.907	48.098	192.5	20:54.651	17	1	3:12.373	56.919	1:25.345	50.109	172.0	1:00:09.589
8	1	3:02.105	52.226	1:22.167	47.712	184.9	23:56.756	18	1	3:13.818	57.909	1:25.192	50.717	170.9	1:03:23.407
9	1	3:03.161	52.864	1:21.897	48.400	173.1	26:59.917	952 1.Albert JONKMAN Cayman GT							
10	1	3:15.036 B	52.721	1:23.952	58.363	187.2	30:14.953	1	1	3:06.272	55.020	1:24.783	46.469		3:06.272
11	1	6:57.101	2:20.613	2:44.177	1:52.311	84.3	37:12.054	2	1	3:02.691	53.248	1:22.910	46.533	197.8	6:08.963
12	1	3:55.398	1:46.455	1:22.377	46.566	182.1	41:07.452	3	1	3:03.856	51.473	1:25.926	46.457	188.8	9:12.819
13	1	3:01.711	50.710	1:21.954	49.047	201.9	44:09.163	4	1	3:02.139	51.271	1:23.773	47.095	182.7	12:14.958
14	1	2:57.589	51.441	1:19.949	46.199	198.5	47:06.752	5	1	3:01.765	51.160	1:23.623	46.982	202.2	15:16.723
15	1	2:58.920	51.640	1:21.028	46.252	201.1	50:05.672	6	1	3:04.450	51.650	1:25.897	46.903	194.6	18:21.173
16	1	2:58.491	51.362	1:20.556	46.573	200.0	53:04.163	7	1	3:05.395	50.867	1:26.785	47.743	200.7	21:26.568
17	1	2:59.331	51.910	1:20.476	46.945	198.5	56:03.494	8	1	3:02.942	52.144	1:24.720	46.078	201.5	24:29.510
18	1	3:03.230	52.248	1:22.283	48.699	193.9	59:06.724	9	1	3:14.382 B	51.228	1:23.557	59.597	188.5	27:43.892
19	1	3:00.862	51.977	1:20.829	48.056	190.8	1:02:07.586	10	1	4:24.133	2:13.720	1:23.008	47.405	194.2	32:08.025
926 1.Ronald VAN VLIET Cayman GT								11	1	6:45.267	2:01.915	2:48.426	1:54.926	58.9	38:53.292
1	1	2:59.570	53.470	1:20.344	45.756		2:59.570	12	1	3:03.866	51.737	1:24.684	47.445	190.8	41:57.158
2	1	2:56.069	50.834	1:19.936	45.299	207.7	5:55.639	13	1	3:02.830	52.131	1:23.511	47.188	196.7	44:59.988
3	1	2:56.118	49.521	1:21.367	45.230	206.9	8:51.757	14	1	3:04.011	51.786	1:24.661	47.564	182.1	48:03.999
4	1	2:55.242	49.658	1:20.189	45.395	211.4	11:46.999	15	1	3:01.630	51.047	1:24.101	46.482	192.5	51:05.629
5	1	2:56.306	50.005	1:20.445	45.856	215.1	14:43.305	16	1	3:04.936	51.608	1:26.419	46.909	194.6	54:10.565
6	1	2:54.708	49.627	1:20.122	44.959	218.6	17:38.013	17	1	3:03.532	51.061	1:25.892	46.579	209.7	57:14.097
7	1	2:54.178	49.633	1:19.891	44.654	211.4	20:32.191	18	1	3:02.288	50.908	1:23.564	47.816	194.6	1:00:16.385
8	1	3:05.930	48.960	1:19.636	57.334	212.6	23:38.121	19	1	3:04.232	52.069	1:24.727	47.436	177.9	1:03:20.617
9	1	2:55.181	49.946	1:20.388	44.847	212.6	26:33.302	957 1.Niek-Jan STEEHOUWER Cayman GT							
10	1	2:58.913	49.237	1:24.053	45.623	221.8	29:32.215	1	1	3:07.474	56.847	1:23.518	47.109		3:07.474
11	1	3:05.935 B	49.480	1:20.927	55.528	199.3	32:38.150	2	1	2:58.980	52.316	1:21.521	45.143	204.9	6:06.454
12	1	6:53.973	3:24.734	2:43.751	45.488	58.3	39:32.123	3	1	2:58.947	50.255	1:23.350	45.342	198.2	9:05.401
13	1	2:55.445	49.845	1:20.412	45.188	204.9	42:27.568	4	1	2:55.670	49.138	1:20.009	46.523	218.2	12:01.071
14	1	2:56.235	49.266	1:22.007	44.962	207.7	45:23.803	5	1	2:55.320	49.665	1:20.522	45.133	201.1	14:56.391
15	1	2:55.100	49.167	1:20.346	45.587	211.8	48:18.903	6	1	2:55.051	49.648	1:20.130	45.273	206.1	17:51.442
16	1	2:57.360	49.369	1:22.643	45.348	204.5	51:16.263	7	1	2:56.192	49.419	1:20.575	46.198	211.8	20:47.634
17	1	2:56.270	49.149	1:20.934	46.187	209.3	54:12.533	8	1	2:56.398	50.906	1:19.995	45.497	204.2	23:44.032
18	1	2:58.521	49.354	1:22.387	46.780	213.4	57:11.054	9	1	2:54.794	49.463	1:20.100	45.231	208.1	26:38.826
19	1	2:57.300	49.453	1:22.062	45.785	212.2	1:00:08.354	10	1	2:57.702	49.724	1:20.785	47.193	206.5	29:36.528
20	1	2:58.173	49.454	1:22.512	46.207	215.1	1:03:06.527	11	1	2:57.271	49.494	1:20.981	46.796	217.7	32:33.799
944 1.Pascal VAN DER TOORN \ 944								12	1	6:32.502	2:14.085	2:43.504	1:34.913	59.5	39:06.301
1	1	3:25.631	1:05.402	1:28.272	51.957		3:25.631	13	1	3:06.724 B	49.952	1:22.151	54.621	186.5	42:13.025
2	1	3:17.101	58.645	1:27.465	50.991	167.4	6:42.732	14	1	4:23.127	2:16.457	1:20.592	46.078	207.3	46:36.152
3	1	3:16.865	58.753	1:27.361	50.751	174.8	9:59.597	15	1	2:59.497	49.563	1:21.552	48.382	199.6	49:35.649
								16	1	2:58.683	50.446	1:21.357	46.880	215.6	52:34.332
								17	1	2:56.695	49.656	1:20.994	46.045	218.2	55:31.027




ACNN SPA EURO RACE RACE 1

Sector Analysis

■ Personal Best
 ■ Session Best
 ■ Crossing the finish line in the pit lane

Lap	D	Time	Sector 1	Sector 2	Sector 3	T.Spd	Elapsed	Lap	D	Time	Sector 1	Sector 2	Sector 3	T.Spd	Elapsed
18	1	3:00.245	51.142	1:22.519	46.584	216.0	58:31.272	3	1	2:46.961	48.025	1:15.770	43.166	207.7	8:48.543
19	1	3:01.782	50.358	1:24.140	47.284	208.1	1:01:33.054	4	1	2:43.073	46.903	1:14.065	42.105	228.3	11:31.616
961	Snel Motorsport 1.Edwin VAN WIJNGAARDE 991 GT3 Cup RS														
1	1	2:58.428	57.674	1:18.283	42.471		2:58.428	5	1	2:43.014	46.339	1:14.471	42.204	230.8	14:14.630
2	1	2:38.597	46.076	1:13.118	39.403	224.5	5:37.025	6	1	2:44.995	47.200	1:15.550	42.245	226.4	16:59.625
3	1	2:35.920	43.624	1:12.965	39.331	230.3	8:12.945	7	1	2:46.860	48.376	1:15.834	42.650	197.4	19:46.485
4	1	2:38.613	44.405	1:14.752	39.456	244.9	10:51.558	8	1	2:47.232	47.555	1:16.113	43.564	205.3	22:33.717
5	1	2:39.284	44.800	1:13.280	41.204	222.7	13:30.842	9	1	2:45.034	46.933	1:14.824	43.277	221.3	25:18.751
6	1	2:43.227	46.256	1:14.328	42.643	222.2	16:14.069	10	1	2:48.990	48.310	1:17.562	43.118	209.3	28:07.741
7	1	2:39.584	44.483	1:15.558	39.543	244.9	18:53.653	11	1	2:48.298	46.951	1:18.889	42.458	206.5	30:56.039
8	1	2:38.321	44.004	1:13.939	40.378	237.9	21:31.974	12	1	4:16.951 B	48.093	1:29.784	1:59.074	230.3	35:12.990
9	1	2:38.767	44.432	1:14.199	40.136	209.7	24:10.741	13	1	5:43.007	3:41.200	1:17.841	43.966	202.2	40:55.997
10	1	2:41.838	46.214	1:14.671	40.953	222.7	26:52.579	14	1	2:44.441	47.633	1:15.595	41.213	215.1	43:40.438
11	1	2:55.031 B	44.334	1:14.304	56.393	232.3	29:47.610	15	1	2:41.218	46.135	1:14.071	41.012	225.5	46:21.656
12	1	6:51.919	2:22.020	2:34.909	1:54.990	222.2	36:39.529	16	1	2:40.450	45.861	1:13.266	41.323	241.6	49:02.106
13	1	4:03.629	2:05.718	1:16.868	41.043	176.5	40:43.158	17	1	2:41.533	45.460	1:14.718	41.355	240.5	51:43.639
14	1	2:43.076	46.566	1:15.578	40.932	222.2	43:26.234	18	1	2:40.578	45.243	1:13.838	41.497	241.6	54:24.217
15	1	2:41.377	45.847	1:15.155	40.375	227.8	46:07.611	19	1	2:43.073	46.362	1:14.482	42.229	238.4	57:07.290
16	1	2:40.000	44.348	1:14.768	40.884	225.0	48:47.611	20	1	2:40.026	45.676	1:13.414	40.936	241.6	59:47.316
17	1	2:39.531	44.370	1:15.269	39.892	243.2	51:27.142	21	1	2:41.047	45.425	1:13.707	41.915	246.6	1:02:28.363
18	1	2:43.578	44.188	1:17.411	41.979	231.3	54:10.720	980	1.Anton POELL 2.Lars POELL 991 GT3 Cup RS						
19	1	2:41.321	44.250	1:15.526	41.545	238.9	56:52.041	1	1	2:59.877	1:01.157	1:17.386	41.334		2:59.877
20	1	2:40.406	44.583	1:15.297	40.526	237.9	59:32.447	2	1	2:38.812	45.589	1:13.299	39.924	212.2	5:38.689
21	1	2:42.426	44.793	1:17.157	40.476	211.8	1:02:14.873	3	1	2:35.860	42.946	1:13.784	39.130	241.6	8:14.549
963	1.Piijke TER BURG 968 GT														
1	1	3:03.920	55.216	1:22.107	46.597		3:03.920	4	1	2:39.534	43.305	1:14.628	41.601	225.5	10:54.083
2	1	3:01.034	51.955	1:22.403	46.676	200.7	6:04.954	5	1	2:37.438	43.485	1:13.299	40.654	243.2	13:31.521
975	1.Patrick VD BERG 968 944														
1	1	3:16.987	1:03.529	1:23.637	49.821		3:16.987	6	1	2:43.601	46.265	1:14.986	42.350	213.4	16:15.122
2	1	3:07.526	55.497	1:23.391	48.638	186.2	6:24.513	7	1	2:37.184	43.391	1:13.991	39.802	252.3	18:52.306
3	1	3:08.139	55.268	1:24.273	48.598	186.9	9:32.652	8	1	2:37.922	43.010	1:12.415	42.497	233.8	21:30.228
4	1	3:11.236	55.050	1:26.949	49.237	188.2	12:43.888	9	1	2:39.473	44.660	1:14.263	40.550	248.8	24:09.701
5	1	3:06.899	55.343	1:23.572	47.984	190.8	15:50.787	10	1	2:40.621	46.551	1:13.729	40.341	248.3	26:50.322
6	1	3:10.541	58.471	1:23.458	48.612	174.5	19:01.328	11	1	2:41.553	44.381	1:14.586	42.586	247.1	29:31.875
7	1	3:07.024	55.307	1:23.268	48.449	185.9	22:08.352	12	1	2:43.316	47.086	1:15.488	40.742	241.6	32:15.191
8	1	3:08.235	55.541	1:24.016	48.678	184.6	25:16.587	13	1	7:00.579 B	2:07.185	2:52.779	2:00.615	55.5	39:15.770
9	1	3:19.648 B	55.026	1:26.824	57.798	189.1	28:36.235	14	1	4:23.649	2:27.790	1:14.830	41.029	231.3	43:39.419
10	1	5:12.985	2:17.104	1:25.087	1:30.794	182.4	33:49.220	15	1	2:41.629	45.345	1:14.053	42.231	240.0	46:21.048
11	1	5:45.497	2:13.191	2:43.858	48.448	58.4	39:34.717	16	1	2:38.840	44.498	1:13.551	40.791	240.5	48:59.888
12	1	3:10.297	56.568	1:24.479	49.250	178.2	42:45.014	17	1	2:40.090	43.898	1:14.813	41.379	224.1	51:39.978
13	1	3:09.581	56.181	1:24.397	49.003	184.0	45:54.595	18	1	2:39.439	44.221	1:13.713	41.505	241.6	54:19.417
14	1	3:07.438	55.278	1:23.937	48.223	186.2	49:02.033	19	1	2:43.253	45.751	1:15.509	41.993	225.0	57:02.670
15	1	3:08.590	56.490	1:23.757	48.343	179.7	52:10.623	20	1	2:41.847	44.303	1:14.911	42.633	233.8	59:44.517
16	1	3:09.082	55.758	1:24.896	48.428	184.0	55:19.705	21	1	2:41.993	44.235	1:15.766	41.992	233.3	1:02:26.510
17	1	3:09.707	54.808	1:26.539	48.360	188.2	58:29.412	982	1.Nick GEELLEN Boxster S GT						
18	1	3:08.207	55.653	1:24.069	48.485	187.8	1:01:37.619	1	1	2:57.139	52.850	1:18.889	45.400		2:57.139
976	Snel Motorsport 1.Christiaan VERHOOG 2.Paul SILLIUS RS RS														
1	1	3:06.719	1:02.976	1:18.197	45.546		3:06.719	2	1	2:56.073	51.289	1:19.516	45.268	204.5	5:53.212
2	1	2:54.863	49.649	1:21.586	43.628	206.5	6:01.582	3	1	2:54.635	49.946	1:19.535	45.154	209.7	8:47.847
								4	1	2:54.945	49.857	1:20.049	45.039	204.5	11:42.792
								5	1	2:55.011	49.763	1:20.182	45.066	202.2	14:37.803
								6	1	2:56.005	50.576	1:20.148	45.281	207.7	17:33.808
								7	1	2:55.139	50.076	1:20.310	44.753	204.9	20:28.947
								8	1	2:54.900	49.884	1:19.884	45.132	214.7	23:23.847
								9	1	3:08.145 B	50.338	1:21.238	56.569	193.9	26:31.992
								10	1	4:34.369	2:26.296	1:22.036	46.037	200.4	31:06.361
								11	1	5:05.172	51.540	2:16.409	1:57.223	200.7	36:11.533



ACNN
SPA EURO RACE
RACE 1

Sector Analysis

Personal Best Session Best Crossing the finish line in the pit lane

Lap	D	Time	Sector 1	Sector 2	Sector 3	T.Spd	Elapsed	Lap	D	Time	Sector 1	Sector 2	Sector 3	T.Spd	Elapsed
12	1	4:31.684	2:22.930	1:23.236	45.518	68.8	40:43.217	6	1	2:55.568	49.935	1:20.704	44.929	211.8	17:38.589
13	1	2:54.653	49.856	1:20.020	44.777	204.9	43:37.870	7	1	2:55.843	49.605	1:20.981	45.257	198.9	20:34.432
14	1	2:56.828	50.776	1:20.992	45.060	208.1	46:34.698	8	1	2:55.100	49.728	1:19.924	45.448	208.1	23:29.532
15	1	2:57.275	50.438	1:20.655	46.182	201.9	49:31.973	9	1	2:55.804	49.509	1:20.597	45.698	204.5	26:25.336
16	1	2:59.765	51.058	1:22.517	46.190	190.8	52:31.738	10	1	3:09.403 B	49.788	1:20.893	58.722	198.5	29:34.739
17	1	2:57.633	51.798	1:20.742	45.093	213.4	55:29.371	11	1	6:29.363	2:09.416	2:20.750	1:59.197	190.5	36:04.102
18	1	2:54.832	49.404	1:20.379	45.049	204.2	58:24.203	12	1	4:35.672	2:21.141	1:29.266	45.265	58.5	40:39.774
19	1	2:54.975	49.430	1:20.687	44.858	198.2	1:01:19.178	13	1	2:56.173	49.560	1:20.933	45.680	199.3	43:35.947

983 1. Robert VAESEN Boxster BOXSTER

1	1	3:22.556	1:05.389	1:27.575	49.592		3:22.556
2	1	3:12.975	55.988	1:26.941	50.046	187.5	6:35.531
3	1	3:14.040	55.646	1:28.261	50.133	190.1	9:49.571
4	1	3:10.504	54.955	1:26.757	48.792	184.6	13:00.075
5	1	3:09.429	54.865	1:25.627	48.937	191.5	16:09.504
6	1	3:12.981	55.654	1:28.924	48.403	191.8	19:22.485
7	1	3:08.408	54.422	1:25.180	48.806	188.5	22:30.893
8	1	3:07.504	54.253	1:25.086	48.165	193.5	25:38.397
9	1	3:19.300 B	54.227	1:26.960	58.113	192.2	28:57.697
10	1	5:56.437	2:22.578	1:42.904	1:50.955	186.9	34:54.134
11	1	5:04.376	2:01.102	2:14.835	48.439	68.0	39:58.510
12	1	3:09.452	54.485	1:25.221	49.746	191.8	43:07.962
13	1	3:10.335	55.462	1:26.283	48.590	192.2	46:18.297
14	1	3:08.026	54.010	1:24.636	49.380	194.9	49:26.323
15	1	3:10.563	56.986	1:25.294	48.283	184.0	52:36.886
16	1	3:07.532	54.042	1:25.334	48.156	196.0	55:44.418
17	1	3:06.198	53.822	1:24.114	48.262	191.8	58:50.616
18	1	3:07.178	53.718	1:25.105	48.355	195.3	1:01:57.794

986 1. Jean-Wouter OFFRINGA Boxster BOXSTER

1	1	3:32.388	1:10.887	1:30.297	51.204		3:32.388
2	1	3:21.139	57.485	1:30.095	53.559	177.9	6:53.527
3	1	3:16.672	56.728	1:29.333	50.611	182.7	10:10.199
4	1	3:21.244	57.377	1:29.343	54.524	185.9	13:31.443
5	1	3:18.826	57.025	1:30.055	51.746	176.8	16:50.269
6	1	3:16.373	56.452	1:28.793	51.128	180.0	20:06.642
7	1	3:15.430	56.667	1:28.382	50.381	178.2	23:22.072
8	1	3:29.645 B	56.446	1:28.528	1:04.671	181.5	26:51.717
9	1	4:45.264	2:23.598	1:30.004	51.662	180.9	31:36.981
10	1	5:57.074	1:13.127	2:46.996	1:56.951	58.2	37:34.055
11	1	4:03.258	1:42.381	1:29.664	51.213	164.6	41:37.313
12	1	3:20.461	57.513	1:30.966	51.982	179.4	44:57.774
13	1	3:23.301	57.145	1:33.055	53.101	179.4	48:21.075
14	1	3:22.558	58.124	1:31.598	52.836	171.2	51:43.633
15	1	3:18.096	56.845	1:29.356	51.895	175.9	55:01.729
16	1	3:15.190	56.087	1:28.378	50.725	184.6	58:16.919
17	1	3:17.554	56.124	1:29.915	51.515	175.6	1:01:34.473

987 1. Jean-Paul HULSEBOS Cayman GT

1	1	2:58.756	53.494	1:20.079	45.183		2:58.756
2	1	2:56.480	51.263	1:19.629	45.588	204.2	5:55.236
3	1	2:55.735	49.830	1:20.788	45.117	203.0	8:50.971
4	1	2:55.286	49.810	1:19.862	45.614	208.5	11:46.257
5	1	2:56.764	49.676	1:20.520	46.568	213.0	14:43.021

6	1	2:55.568	49.935	1:20.704	44.929	211.8	17:38.589
7	1	2:55.843	49.605	1:20.981	45.257	198.9	20:34.432
8	1	2:55.100	49.728	1:19.924	45.448	208.1	23:29.532
9	1	2:55.804	49.509	1:20.597	45.698	204.5	26:25.336
10	1	3:09.403 B	49.788	1:20.893	58.722	198.5	29:34.739
11	1	6:29.363	2:09.416	2:20.750	1:59.197	190.5	36:04.102
12	1	4:35.672	2:21.141	1:29.266	45.265	58.5	40:39.774
13	1	2:56.173	49.560	1:20.933	45.680	199.3	43:35.947
14	1	2:56.357	50.353	1:20.902	45.102	188.8	46:32.304
15	1	2:58.807	50.252	1:22.072	46.483	194.6	49:31.111
16	1	2:57.585	51.326	1:20.692	45.567	204.9	52:28.696
17	1	2:56.343	50.261	1:20.507	45.575	194.9	55:25.039
18	1	2:57.790	51.168	1:21.190	45.432	180.9	58:22.829
19	1	2:55.438	49.994	1:20.326	45.118	205.7	1:01:18.267

989 1. Henk VAN NOREL Snel Motorsport Cayman GT


1	1	4:28.356 B	1:24.633	1:43.831	1:19.892		4:28.356
---	---	------------	----------	----------	----------	--	----------

990 1. Dirk SCHULZ 997 GT3 Cup RS

1	1	3:15.444	1:07.913	1:21.730	45.801		3:15.444
2	1	2:58.463	50.506	1:21.613	46.344	198.9	6:13.907
3	1	2:56.053	47.980	1:23.133	44.940	212.2	9:09.960
4	1	2:56.360	47.496	1:22.912	45.952	210.1	12:06.320
5	1	2:50.512	47.518	1:19.037	43.957	224.1	14:56.832
6	1	2:51.501	47.731	1:19.753	44.017	211.4	17:48.333
7	1	2:52.471	46.968	1:20.784	44.719	225.0	20:40.804
8	1	2:52.881	47.307	1:18.756	46.818	214.7	23:33.685
9	1	2:52.026	49.672	1:18.545	43.809	213.0	26:25.711
10	1	2:53.715	46.588	1:20.616	46.511	226.4	29:19.426
11	1	3:02.264 B	49.800	1:20.525	51.939	209.3	32:21.690
12	1	7:05.720	3:18.199	2:49.764	57.757	59.7	39:27.410
13	1	2:53.296	48.002	1:21.733	43.561	184.9	42:20.706
14	1	2:52.575	49.603	1:20.116	42.856	203.4	45:13.281
15	1	2:53.429	46.875	1:21.794	44.760	226.4	48:06.710
16	1	2:49.639	47.241	1:18.657	43.741	223.6	50:56.349
17	1	2:52.565	47.836	1:20.468	44.261	209.3	53:48.914
18	1	2:51.819	47.565	1:19.764	44.490	227.8	56:40.733
19	1	2:53.669	48.023	1:20.204	45.442	220.0	59:34.402
20	1	2:54.876	47.861	1:21.979	45.036	225.5	1:02:29.278

991 1. Jan Mark SCHULZ 996 GT3 Cup RS

1	1	2:47.695	48.382	1:16.861	42.452		2:47.695
2	1	2:45.742	46.387	1:17.041	42.314	215.1	5:33.437
3	1	2:46.003	45.988	1:17.793	42.222	226.9	8:19.440
4	1	2:46.198	46.010	1:17.625	42.563	221.8	11:05.638
5	1	2:45.761	46.565	1:16.792	42.404	228.8	13:51.399
6	1	2:47.872	45.855	1:18.753	43.264	205.3	16:39.271
7	1	2:51.351	47.785	1:20.046	43.520	209.3	19:30.622
8	1	2:48.982	47.077	1:18.639	43.266	204.2	22:19.604
9	1	2:48.416	47.108	1:18.538	42.770	208.5	25:08.020
10	1	2:48.049	46.769	1:18.015	43.265	224.1	27:56.069
11	1	2:58.051 B	47.004	1:18.366	52.681	216.4	30:54.120
12	1	8:06.277	3:30.373	2:52.621	1:43.283	57.6	39:00.397
13	1	2:49.935	47.323	1:19.102	43.510	202.2	41:50.332




ACNN
SPA EURO RACE
RACE 1

Sector Analysis

Personal Best Session Best B Crossing the finish line in the pit lane


Lap	D	Time	Sector 1	Sector 2	Sector 3	T.Spd	Elapsed	Lap	D	Time	Sector 1	Sector 2	Sector 3	T.Spd	Elapsed							
14	1	2:47.629	46.433	1:18.111	43.085	215.1	44:37.961	4	1	2:54.185	49.203	1:19.673	45.309	209.7	11:54.177							
15	1	2:46.798	46.301	1:17.834	42.663	225.5	47:24.759	5	1	2:54.287	48.669	1:20.348	45.270	222.7	14:48.464							
16	1	2:47.842	46.963	1:18.059	42.820	226.4	50:12.601	6	1	2:52.471	48.764	1:20.018	43.689	221.8	17:40.935							
17	1	2:48.257	46.512	1:17.412	44.333	219.5	53:00.858	7	1	2:55.858	49.708	1:21.295	44.855	220.4	20:36.793							
18	1	2:50.347	46.412	1:19.631	44.304	210.5	55:51.205	8	1	2:55.959	48.848	1:20.084	47.027	225.9	23:32.752							
19	1	2:46.434	45.670	1:17.856	42.908	220.9	58:37.639	9	1	2:55.297	49.525	1:21.136	44.636	219.1	26:28.049							
20	1	2:48.853	46.200	1:18.804	43.849	216.4	1:01:26.492	10	1	2:58.337	49.151	1:22.104	47.082	232.8	29:26.386							
992 1.Rudy SLUITER Cayman GT								997 1.Jurgen ALBERT 991 GT3 Cup RS														
1	1	3:04.803	55.305	1:23.244	46.254		3:04.803	1	1	2:42.150	47.001	1:14.319	40.830		2:42.150							
2	1	2:58.746	51.269	1:21.603	45.874	203.0	6:03.549	2	1	2:39.548	45.022	1:14.120	40.406	239.5	5:21.698							
3	1	2:58.080	50.473	1:21.862	45.745	210.5	9:01.629	3	1	2:38.729	44.361	1:13.446	40.922	243.2	8:00.427							
4	1	3:05.362	49.721	1:20.409	55.232	203.4	12:06.991	4	1	2:40.291	44.448	1:14.339	41.504	237.9	10:40.718							
5	1	2:57.418	50.291	1:21.272	45.855	208.5	15:04.409	5	1	2:45.283	44.650	1:15.464	45.169	237.4	13:26.001							
6	1	2:57.747	50.270	1:21.175	46.302	215.1	18:02.156	6	1	2:43.597	46.209	1:15.793	41.595	234.3	16:09.598							
7	1	2:58.994	50.779	1:21.925	46.290	205.7	21:01.150	7	1	2:39.653	43.881	1:14.684	41.088	237.4	18:49.251							
8	1	3:00.073	51.197	1:22.184	46.692	210.5	24:01.223	8	1	2:40.310	44.160	1:13.435	42.715	243.2	21:29.561							
9	1	2:59.416	50.479	1:22.315	46.622	205.7	27:00.639	9	1	2:39.862	44.438	1:14.905	40.519	246.0	24:09.423							
10	1	3:10.349 B	51.815	1:23.384	55.150	201.5	30:10.988	10	1	2:40.545	45.240	1:14.254	41.051	240.0	26:49.968							
11	1	6:57.715	2:09.784	2:49.370	1:58.561	191.8	37:08.703	11	1	2:41.742	44.529	1:14.282	42.931	247.1	29:31.710							
12	1	3:57.943	1:47.806	1:23.328	46.809	196.4	41:06.646	12	1	2:57.104 B	46.750	1:15.160	55.194	244.3	32:28.814							
13	1	3:00.791	50.352	1:22.973	47.466	207.3	44:07.437	13	1	6:54.535	3:17.833	2:53.421	43.281	60.1	39:23.349							
14	1	2:57.090	49.701	1:21.049	46.340	206.5	47:04.527	14	1	2:42.935	45.472	1:16.202	41.261	233.3	42:06.284							
15	1	2:57.225	50.229	1:21.629	45.367	212.2	50:01.752	15	1	2:40.524	44.687	1:14.484	41.353	246.6	44:46.808							
16	1	2:58.859	49.248	1:22.541	47.070	206.9	53:00.611	16	1	2:41.662	44.323	1:15.200	42.139	235.8	47:28.470							
17	1	2:58.852	49.907	1:22.515	46.430	210.5	55:59.463	17	1	2:39.686	44.584	1:14.121	40.981	242.2	50:08.156							
18	1	2:59.712	50.685	1:22.452	46.575	196.7	58:59.175	18	1	2:40.438	44.272	1:14.662	41.504	221.8	52:48.594							
19	1	3:00.797	50.275	1:22.873	47.649	195.3	1:01:59.972	19	1	2:40.464	44.429	1:14.313	41.722	238.4	55:29.058							
995 1.Boo GIELEN 944 S2 GT 2.Rob SMULDERS								20								1	2:40.754	46.009	1:14.245	40.500	231.3	58:09.812
1	1	3:12.122	1:01.059	1:23.494	47.569		3:12.122	21	1	2:38.458	44.370	1:13.663	40.425	246.6	1:00:48.270							
2	1	3:03.571	53.436	1:22.805	47.330	192.5	6:15.693	996 1.Johan VAN PEPPERZEEL 996 GT3 Cup RS 2.Paul GEERIS														
3	1	3:01.175	52.115	1:22.134	46.926	197.1	9:16.868	1	1	3:06.922	55.882	1:24.238	46.802		3:06.922							
4	1	3:01.894	52.217	1:22.649	47.028	187.8	12:18.762	2	1	2:58.612	50.437	1:21.255	46.920	210.1	6:05.534							
5	1	3:01.135	52.569	1:22.022	46.544	197.4	15:19.897	3	1	2:54.458	48.911	1:20.554	44.993	206.9	8:59.992							
6	1	3:03.580	52.501	1:23.399	47.680	194.2	18:23.477															
7	1	3:04.256	52.761	1:24.108	47.387	180.6	21:27.733															
8	1	3:03.898	53.220	1:23.789	46.889	199.3	24:31.631															
9	1	3:00.294	52.501	1:20.962	46.831	201.9	27:31.925															
10	1	3:12.318 B	53.907	1:23.823	54.588	189.8	30:44.243															
11	1	8:09.245	3:28.186	2:48.104	1:52.955	58.4	38:53.488															
12	1	3:09.076	57.644	1:24.127	47.305	180.3	42:02.564															
13	1	3:03.108	53.456	1:22.598	47.054	198.5	45:05.672															
14	1	3:02.504	52.524	1:23.039	46.941	201.9	48:08.176															
15	1	3:03.434	52.246	1:21.710	49.478	187.2	51:11.610															
16	1	3:07.740	51.874	1:26.879	48.987	190.5	54:19.350															
17	1	2:59.766	52.151	1:21.593	46.022	197.8	57:19.116															
18	1	2:59.987	51.492	1:21.100	47.395	194.2	1:00:19.103															
19	1	3:03.941	52.321	1:22.977	48.643	196.7	1:03:23.044															



ACNN
SPA EURO RACE
RACE 2 (1 Hour +1 Lap)

Starting Grid

Marnix DE WIT	328	- 39 -		
Arnold BAKKER	43	- 38 -	31	Mark VAN OLST
Frank BROERSEN	123	- 37 -	98	Jack HOEKSTRA
Joop ARENSEN	106	- 36 -	113	Maik BROERSEN
Sjef JANSEN	176	- 35 -	96	Marcel VAN DER LYKE
Guido KALKHUIS	48	- 34 -	305	Charlotte VERKUIJLEN
David EMAAR	9	- 33 -	128	Jos HARPER
Patrick CASPERS	74	- 32 -	145	Arnaud NEUMANN
Henri VAN NORDEN	23	- 31 -	21	Harm JENSMA
Maurice VAN DIJK	12	- 30 -	47	Mick SCHUTTE
Noah HERMANS	18	- 29 -	39	Twan VAN BAAST
Patrick KROEZE	8	- 28 -	259	Wessel SANDKUIJL
Gerald LEKKERKERKER	40	- 27 -	67	Richard TER VELDE
Robert ACKERMANN	44	- 26 -	29	Gerrit LAND
Floris DULLAART	115	- 25 -	49	Sjoerd STIKSMA
Gijs BARTELS	265	- 24 -	38	Auke WIEGERS
Bert WEERING	61	- 23 -	270	Berry ARENSEN
Carlo BROEREN	94	- 22 -	3	Sam DE LANGE
Bernard BLAAK	81	- 21 -	10	Mark WIERINGA
Jacob VAN DEN OUTENAAR	227	- 20 -	92	Michael HERMANS
Hielke OOSTEN	299	- 19 -	69	Jan Berry DRENTH
		- 18 -		
Henk VAN NOREL	Snel Motorsport 989	- 17 -		
Marco BRAAKMAN	918	- 16 -	963	Pijke TER BURG
Andreas PAASSEN	910	- 15 -	904	Sander BAKKER
Edwin KLOOSTER	902	- 14 -	986	Jan-Wouter OFFRINGA
Marc OOSTRUM	900	- 13 -	944	Pascal VAN DER TOORN YRUTHOFF
Patrick VD BERG	975	- 12 -	983	Robert VAESEN
Wilbert GROENEWOUD	914	- 11 -	908	Ruben NOOIJ
Albert JONKMAN	952	- 10 -	995	Boo GIELEN
Sander ROEST	919	- 9 -	907	Sebastiaan D'ANJOU



ACNN
SPA EURO RACE
RACE 2 (1 Hour +1 Lap)


Starting Grid

Niek-Jan STEEHOUWER	957	- 8 -	992	Rudy SLUITER
Jean-Paul HULSEBOS	987	- 7 -	982	Nick GEELEN
Ronald VAN VLIET	926	- 6 -	996	Johan VAN PEPERZEEL
Jan Mark SCHULZ	991	- 5 -	990	Dirk SCHULZ
Christiaan VERHOOG	Snel Motorsport 976	- 4 -	911	Hans VAN SPRONSEN
Robert SULMA	77	- 3 -	980	Anton POELL
Henrik HOEFFNER	909	- 2 -	961	Snel Motorsport Edwin VAN WIJNGAARDEN
Jos JANSEN	126	- 1 -	997	Jurgen ALBERT

Pole

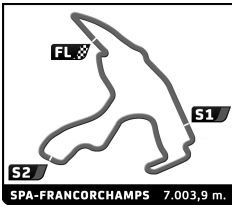


Stewards	Timekeeper:
----------	-------------



ACNN
SPA EURO RACE
RACE 2 (1 Hour)
Final Classification

No Drivers	Team	Car	Cl.	Laps	Total Time	Gap	Kph	Best Lap		
								Lap	Time	Kph
1	126 J. JANSEN	991 GT3 Cup	RS	19	51:54.874	-	153.7	3	2:35.431	162.2
2	980 A. POELL/L. POELL	991 GT3 Cup	RS	19	52:14.045	+1:19.171	152.7	16	2:32.695	165.1
3	77 R. SULMA	Cayman GT4	RS	19	53:25.069	+1:30.195	149.3	3	2:39.936	157.7
4	976 C. VERHOOG/P. SILIUS	RS	RS	19	53:46.195	+1:51.321	148.4	3	2:37.121	160.5
5	997 J. ALBERT	991 GT3 Cup	RS	19	53:46.374	+1:51.500	148.3	4	2:40.013	157.6
6	299 H. OOSTEN/P. TEEKENS	Porsche GT3	DTC1	19	54:28.933	+2:34.059	146.4	12	2:41.158	156.5
7	991 J. SCHULZ	996 GT3 Cup	RS	18	52:08.376	1 Lap	144.9	12	2:45.484	152.4
8	996 J. VAN PEPERZEEL/P. GEERIS	996 GT3 Cup	RS	18	52:40.717	1 Lap	143.5	11	2:43.864	153.9
9	990 D. SCHULZ	997 GT3 Cup	RS	18	53:22.541	1 Lap	141.6	10	2:49.680	148.6
10	305 C. VERKUIJLEN	BMW Compact	DTC2	18	53:38.117	1 Lap	140.9	8	2:47.649	150.4
11	259 W. SANDKUIJL	BMW M3	DTC2	18	53:57.607	1 Lap	140.0	18	2:49.794	148.5
12	982 N. GEELEN	Boxster S	GT	18	54:22.432	1 Lap	139.0	5	2:53.925	145.0
13	957 N. STEEHOUWER	Cayman	GT	18	54:31.092	1 Lap	138.6	3	2:54.863	144.2
14	926 R. VAN VLIET	Cayman	GT	18	54:35.192	1 Lap	138.4	5	2:55.139	144.0
15	81 B. BLAAK	Zilhouette	ZIL	18	54:41.449	1 Lap	138.2	8	2:52.367	146.3
16	92 M. HERMANS	Zilhouette	ZIL	18	54:46.161	1 Lap	138.0	12	2:52.553	146.1
17	989 H. VAN NOREL	Cayman	GT	18	55:11.648	1 Lap	136.9	7	2:55.727	143.5
18	98 J. HOEKSTRA	Zilhouette	ZIL	17	51:54.887	2 Laps	137.5	14	2:51.380	147.1
19	265 G. BARTELS	BMW Z3	DTC2	17	51:55.617	2 Laps	137.4	14	2:52.284	146.4
20	3 S. DE LANGE	Zilhouette	ZIL	17	52:11.310	2 Laps	136.7	3	2:54.064	144.9
21	69 J. DRENTH	Zilhouette	ZIL	17	52:33.357	2 Laps	135.8	3	2:52.789	145.9
22	919 S. ROEST	944 3.0	GT	17	53:08.286	2 Laps	134.3	7	2:59.291	140.6
23	995 B. GIELEN/R. SMULDERS	944 S2	GT	17	53:18.506	2 Laps	133.9	7	2:59.563	140.4
24	918 M. BRAAKMAN	944 3.0	GT	17	53:27.587	2 Laps	133.5	3	2:59.559	140.4
25	952 A. JONKMAN	Cayman	GT	17	53:39.960	2 Laps	133.0	15	3:01.042	139.3
26	907 S. DIANJOU	CAYMAN	GT	17	53:54.959	2 Laps	132.4	11	3:00.764	139.5
27	270 B. ARENDSSEN	Seat Leon	DTC1	17	54:05.409	2 Laps	131.9	17	2:58.625	141.2
28	123 F. BROERSEN	BMW M3	DTC2	17	54:15.663	2 Laps	131.5	7	3:00.016	140.1
29	8 P. KROEZE/M. KRUGER	BMW E36	BMW	17	54:23.044	2 Laps	131.2	4	3:00.701	139.5
30	49 S. STIKSMA	BMW E36	BMW	17	54:32.727	2 Laps	130.8	12	3:00.793	139.5
31	44 R. ACKERMANN	BMW E36	BMW	17	54:34.360	2 Laps	130.8	12	3:00.466	139.7
32	914 W. GROENEWOUD	Boxster	BOXSTER	17	54:37.904	2 Laps	130.6	16	3:04.499	136.7
33	29 G. LAND/J. LAND	BMW E36	BMW	17	54:40.808	2 Laps	130.5	7	3:02.002	138.5
34	67 R. TER VELDE/M. TER VELDE	BMW E36	BMW	17	54:47.022	2 Laps	130.3	16	3:03.741	137.2
35	40 G. LEKKERKERKER/T. VAN OTTERLOO	BMW E36	BMW	17	54:48.035	2 Laps	130.2	17	3:01.734	138.7
36	74 P. CASPERS/E. MIK	BMW E36	BMW	16	52:14.948	3 Laps	128.5	12	3:03.593	137.3
37	39 T. VAN BAAST/J. VISSER	BMW E36	BMW-R	16	52:16.758	3 Laps	128.5	8	3:04.922	136.4
38	983 R. VAESSEN	Boxster	BOXSTER	16	52:21.824	3 Laps	128.3	16	3:07.377	134.6
39	908 R. NOOIJ	944 Cup	944	16	52:24.723	3 Laps	128.1	15	3:07.697	134.3
40	128 J. HARPER	BMW M3	DTC2	16	52:50.456	3 Laps	127.1	11	3:01.607	138.8
41	18 N. HERMANS	BMW E36	BMW-R	16	53:04.703	3 Laps	126.5	13	3:06.197	135.4
42	23 H. VAN NORDEN/R. VAN HIERDEN	BMW E36	BMW	16	53:04.724	3 Laps	126.5	15	3:03.976	137.1
43	9 D. EMAAR/D. EMAAR JR	BMW E36	BMW-R	16	53:06.825	3 Laps	126.5	8	3:07.115	134.8
44	900 M. OOSTRUM	944	944	16	53:21.711	3 Laps	125.9	16	3:11.419	131.7
45	328 M. DE WIT	Vege Series	DTC2	16	53:24.141	3 Laps	125.8	9	3:08.054	134.1
46	31 M. VAN OLST/R. VAN DER SCHEER	BMW E36	BMW-R	16	53:25.489	3 Laps	125.7	7	3:04.150	136.9
47	902 E. KLOOSTER	944	944	16	53:42.368	3 Laps	125.1	4	3:12.062	131.3
48	944 P. VAN DER TOORN VRIJTHOFF	944	944	16	53:45.759	3 Laps	124.9	8	3:11.945	131.4
49	145 A. NEUMANN	BMW 120D	DTC2	16	53:53.204	3 Laps	124.6	16	3:11.059	132.0
50	48 G. KALKHUIS	BMW E36	BMW-R	16	54:01.750	3 Laps	124.3	16	3:10.525	132.3
51	986 J. OFFRINGA	Boxster	BOXSTER	16	54:38.739	3 Laps	122.9	14	3:12.368	131.1
52	94 C. BROEREN	Zilhouette	ZIL	15	45:55.199	4 Laps	137.1	6	2:51.482	147.0
53	61 B. WEERING	Zilhouette	ZIL	15	46:23.651	4 Laps	135.7	3	2:53.146	145.6
54	96 M. VAN DER LYKE	Zilhouette	ZIL	15	47:13.020	4 Laps	133.3	13	2:55.475	143.7
55	43 A. BAKKER	BMW E36	BMW	15	51:58.059	4 Laps	121.2	14	3:03.556	137.4
56	904 S. BAKKER	944	944	15	53:36.470	4 Laps	117.4	11	3:23.186	124.1
Not classified										
911	H. VAN SPRONSEN	996 GT3 Cup	RS	13	39:21.230			6	2:49.971	148.3
106	J. ARENDSSEN	BMW GTR	DTC1	12	36:17.644			11	2:38.284	159.3
12	M. VAN DIJK/J. ZWIEP	BMW E36	BMW	12	40:49.328			4	3:07.049	134.8
113	M. BROERSEN	BMW M3	DTC2	11	35:02.947			7	3:02.812	137.9
987	J. HULSEBOS	Cayman	GT	10	29:34.750			6	2:54.715	144.3
975	P. VD BERG	968	944	9	32:19.321			6	3:14.358	129.7
961	E. VAN WIJNGAARDEN	991 GT3 Cup	RS	7	19:17.327			4	2:42.053	155.6



ACNN
SPA EURO RACE
RACE 2 (1 Hour)
Final Classification

No Drivers	Team	Car	Cl.	Laps	Total Time	Gap	Kph	Best Lap		
								Lap	Time	Kph
47 M. SCHUTTE		BMW E36	BMW-R	7	30:25.241			6	3:07.967	134.1
909 H. HOFFNER		997 GT3 Cup	RS	5	14:47.311			3	2:34.261	163.5
227 J. VAN DEN OUTENAAR		BMW M3	DTC2	5	15:27.523			3	2:53.381	145.4
10 M. WIERINGA		Zilhouette	ZIL	4	12:19.113			3	2:51.780	146.8
963 P. TER BURG		968	GT	3	9:23.222			2	2:58.443	141.3
38 A. WIEGERS/D. MEENDERING		BMW E36	BMW	3	9:49.759			2	3:02.521	138.1
21 H. JENSMA		BMW E36	BMW-R	2	7:10.704			2	3:12.396	131.1
176 S. JANSEN		BMW GTR	DTC1	2	7:40.044					
992 R. SLUITER		Cayman	GT							
Not Started										
910 A. PAASSEN		911 RSR	RS							
115 F. DULLAART		Porsche GT3	DTC1							


Pole Position:	Jos JANSEN		
Fastest Lap:	Lap 16	Anton POELL	2:32.695 165.1 Kph

#18 - 10 SECONDS PENALTY TRACK LIMITS
 #81 (2 SECONDS), #96 (2 SECONDS), #145 (20 SECONDS), #902 (10 SECONDS), #904 (10 SECONDS), #952 (2 SECONDS), #957 (10 SECONDS), #975 (10 SECONDS) AND #995 (4 SECONDS) - TIME PENALTY PIT WINDOW INFRINGEMENT

Published at:

Track Status: **DRY**


Stewards	Timekeeper:



ACNN
SPA EURO RACE
RACE 2 (1 Hour)

Final Classification by Class

No Drivers	Team	Car	Laps	Total Time	Gap	Kph	Best Lap		
							Lap	Time	Kph
944									
1 908 R. NOOIJ		944 Cup	16	52:24.723		128.1	15	3:07.697	134.3
2 900 M. OOSTRUM		944	16	53:21.711	+56.988	125.9	16	3:11.419	131.7
3 902 E. KLOOSTER		944	16	53:42.368	+1'17.645	125.1	4	3:12.062	131.3
4 944 P. VAN DER TOORN VRIJTHOFF		944	16	53:45.759	+1'21.036	124.9	8	3:11.945	131.4
5 904 S. BAKKER		944	15	53:36.470	1 Lap	117.4	11	3:23.186	124.1
■ <i>Not classified</i>									
975 P. VD BERG		968	9	32:19.321			6	3:14.358	129.7
BMW									
1 8 P. KROEZE / M. KRUGER		BMW E36	17	54:23.044		131.2	4	3:00.701	139.5
2 49 S. STIKSMA		BMW E36	17	54:32.727	+9.683	130.8	12	3:00.793	139.5
3 44 R. ACKERMANN		BMW E36	17	54:34.360	+11.316	130.8	12	3:00.466	139.7
4 29 G. LAND / J. LAND		BMW E36	17	54:40.808	+17.764	130.5	7	3:02.002	138.5
5 67 R. TER VELDE / M. TER VELDE		BMW E36	17	54:47.022	+23.978	130.3	16	3:03.741	137.2
6 40 G. LEKKERKERKER / T. VAN OTTERLOO		BMW E36	17	54:48.035	+24.991	130.2	17	3:01.734	138.7
7 74 P. CASPERS / E. MIK		BMW E36	16	52:14.948	1 Lap	128.5	12	3:03.593	137.3
8 23 H. VAN NORDEN / R. VAN HIERDEN		BMW E36	16	53:04.724	1 Lap	126.5	15	3:03.976	137.1
9 43 A. BAKKER		BMW E36	15	51:58.059	2 Laps	121.2	14	3:03.556	137.4
■ <i>Not classified</i>									
12 M. VAN DIJK / J. ZWIEP		BMW E36	12	40:49.328			4	3:07.049	134.8
38 A. WIEGERS / D. MEENDERING		BMW E36	3	9:49.759			2	3:02.521	138.1
BMW-R									
1 39 T. VAN BAAST / J. VISSER		BMW E36	16	52:16.758		128.5	8	3:04.922	136.4
2 18 N. HERMANS		BMW E36	16	53:04.703	+47.945	126.5	13	3:06.197	135.4
3 9 D. EMAAR / D. EMAAR JR		BMW E36	16	53:06.825	+50.067	126.5	8	3:07.115	134.8
4 31 M. VAN OLST / R. VAN DER SCHEER		BMW E36	16	53:25.489	+1'08.731	125.7	7	3:04.150	136.9
5 48 G. KALKHUIS		BMW E36	16	54:01.750	+1'44.992	124.3	16	3:10.525	132.3
■ <i>Not classified</i>									
47 M. SCHUTTE		BMW E36	7	30:25.241			6	3:07.967	134.1
21 H. JENSMA		BMW E36	2	7:10.704			2	3:12.396	131.1
BOXSTER									
1 914 W. GROENEWOUD		Boxster	17	54:37.904		130.6	16	3:04.499	136.7
2 983 R. VAESIN		Boxster	16	52:21.824	1 Lap	128.3	16	3:07.377	134.6
3 986 J. OFFRINGA		Boxster	16	54:38.739	1 Lap	122.9	14	3:12.368	131.1
DTC1									
1 299 H. OOSTEN / P. TEEKENS		Porsche GT3	19	54:28.933		146.4	12	2:41.158	156.5
2 270 B. ARENDSSEN		Seat Leon	17	54:05.409	2 Laps	131.9	17	2:58.625	141.2
■ <i>Not classified</i>									
106 J. ARENDSSEN		BMW GTR	12	36:17.644			11	2:38.284	159.3
176 S. JANSEN		BMW GTR	2	7:40.044					
■ <i>Not Started</i>									
115 F. DULLAART		Porsche GT3							
DTC2									
1 305 C. VERKUIJLEN		BMW Compact	18	53:38.117		140.9	8	2:47.649	150.4
2 259 W. SANDKUIJL		BMW M3	18	53:57.607	+19.490	140.0	18	2:49.794	148.5
3 265 G. BARTELS		BMW Z3	17	51:55.617	1 Lap	137.4	14	2:52.284	146.4
4 123 F. BROERSEN		BMW M3	17	54:15.663	1 Lap	131.5	7	3:00.016	140.1
5 128 J. HARPER		BMW M3	16	52:50.456	2 Laps	127.1	11	3:01.607	138.8
6 328 M. DE WIT		Vege Series	16	53:24.141	2 Laps	125.8	9	3:08.054	134.1
7 145 A. NEUMANN		BMW 120D	16	53:53.204	2 Laps	124.6	16	3:11.059	132.0
■ <i>Not classified</i>									
113 M. BROERSEN		BMW M3	11	35:02.947			7	3:02.812	137.9
227 J. VAN DEN OUTENAAR		BMW M3	5	15:27.523			3	2:53.381	145.4
GT									



ACNN
SPA EURO RACE
RACE 2 (1 Hour)

Final Classification by Class

No Drivers	Team	Car	Laps	Total Time	Gap	Kph	Best Lap		
							Lap	Time	Kph
1 982 N. GEELEN		Boxster S	18	54:22.432		139.0	5	2:53.925	145.0
2 957 N. STEEHOUWER		Cayman	18	54:31.092	+8.660	138.6	3	2:54.863	144.2
3 926 R. VAN VLIET		Cayman	18	54:35.192	+12.760	138.4	5	2:55.139	144.0
4 989 H. VAN NOREL	Snel Motorsport	Cayman	18	55:11.648	+49.216	136.9	7	2:55.727	143.5
5 919 S. ROEST		944 3.0	17	53:08.286	1 Lap	134.3	7	2:59.291	140.6
6 995 B. GIELEN / R. SMULDERS		944 S2	17	53:18.506	1 Lap	133.9	7	2:59.563	140.4
7 918 M. BRAAKMAN		944 3.0	17	53:27.587	1 Lap	133.5	3	2:59.559	140.4
8 952 A. JONKMAN		Cayman	17	53:39.960	1 Lap	133.0	15	3:01.042	139.3
9 907 S. D'ANJOU		CAYMAN	17	53:54.959	1 Lap	132.4	11	3:00.764	139.5
■ Not classified									
987 J. HULSEBOS		Cayman	10	29:34.750			6	2:54.715	144.3
963 P. TER BURG		968	3	9:23.222			2	2:58.443	141.3
992 R. SLUITER		Cayman							
RS									
1 126 J. JANSEN		991 GT3 Cup	19	51:54.874		153.7	3	2:35.431	162.2
2 980 A. POELL / L. POELL		991 GT3 Cup	19	52:14.045	+19.171	152.7	16	2:32.695	165.1
3 77 R. SULMA		Cayman GT4	19	53:25.069	+1'30.195	149.3	3	2:39.936	157.7
4 976 C. VERHOOG / P. SILIUS	Snel Motorsport	RS	19	53:46.195	+1'51.321	148.4	3	2:37.121	160.5
5 997 J. ALBERT		991 GT3 Cup	19	53:46.374	+1'51.500	148.3	4	2:40.013	157.6
6 991 J. SCHULZ		996 GT3 Cup	18	52:08.376	1 Lap	144.9	12	2:45.484	152.4
7 996 J. VAN PEPPERZEEL / P. GEERIS		996 GT3 Cup	18	52:40.717	1 Lap	143.5	11	2:43.864	153.9
8 990 D. SCHULZ		997 GT3 Cup	18	53:22.541	1 Lap	141.6	10	2:49.680	148.6
■ Not classified									
911 H. VAN SPRONSEN		996 GT3 Cup	13	39:21.230			6	2:49.971	148.3
961 E. VAN WIJNGAARDEN	Snel Motorsport	991 GT3 Cup	7	19:17.327			4	2:42.053	155.6
909 H. HOEFFNER		997 GT3 Cup	5	14:47.311			3	2:34.261	163.5
■ Not Started									
910 A. PAASSEN		911 RSR							
ZIL									
1 81 B. BLAAK		Zilhouette	18	54:41.449		138.2	8	2:52.367	146.3
2 92 M. HERMANS		Zilhouette	18	54:46.161	+4.712	138.0	12	2:52.553	146.1
3 98 J. HOEKSTRA		Zilhouette	17	51:54.887	1 Lap	137.5	14	2:51.380	147.1
4 3 S. DE LANGE		Zilhouette	17	52:11.310	1 Lap	136.7	3	2:54.064	144.9
5 69 J. DRENTH		Zilhouette	17	52:33.357	1 Lap	135.8	3	2:52.789	145.9
6 94 C. BROEREN		Zilhouette	15	45:55.199	3 Laps	137.1	6	2:51.482	147.0
7 61 B. WEERING		Zilhouette	15	46:23.651	3 Laps	135.7	3	2:53.146	145.6
8 96 M. VAN DER LYKE		Zilhouette	15	47:13.020	3 Laps	133.3	13	2:55.475	143.7
■ Not classified									
10 M. WIERINGA		Zilhouette	4	12:19.113			3	2:51.780	146.8

#18 - 10 SECONDS PENALTY TRACK LIMITS


#81 (2 SECONDS), #96 (2 SECONDS), #145 (20 SECONDS), #902 (10 SECONDS), #904 (10 SECONDS), #952 (2 SECONDS), #957 (10 SECONDS), #975 (10 SECONDS) AND #995 (4 SECONDS) - TIME PENALTY PIT WINDOW INFRINGEMENT

Published at:

Track Status: **DRY**

Stewards


Timekeeper:



ACNN SPA EURO RACE RACE 2

Best Sector Times


Sector 1		Sector 2		Sector 3		No Team	Class	Ideal Lap	Best Lap	
No Driver	Time	No Driver	Time	No Driver	Time					
1	980 A.POELL	42.255	980 A.POELL	1:11.121	980 A.POELL	38.972	RS	2:32.348	2:32.695 (1)	
2	126 J.JANSEN	42.684	909 H.HOEFFNER	1:11.419	909 H.HOEFFNER	39.004	RS	2:33.404	2:34.261 (2)	
3	909 H.HOEFFNER	42.981	106 J.ARENDSEN	1:11.873	126 J.JANSEN	39.489	RS	2:34.217	2:35.431 (3)	
4	997 J.ALBERT	44.094	126 J.JANSEN	1:12.044	299 H.OOSTEN	40.173	4976 Snel Motorsport	RS	2:37.121	2:37.121 (4)
5	976 C.VERHOOG	44.706	976 C.VERHOOG	1:12.072	976 C.VERHOOG	40.343	5106	DTC1	2:38.284	2:38.284 (5)
6	299 H.OOSTEN	44.783	77 R.SULMA	1:13.235	106 J.ARENDSEN	40.604	6299	DTC1	2:38.561	2:41.158 (8)
7	961 E.VAN WIJNGAARDEN	44.792	299 H.OOSTEN	1:13.605	997 J.ALBERT	40.812	7997	RS	2:39.489	2:40.013 (7)
8	77 R.SULMA	45.441	997 J.ALBERT	1:14.583	77 R.SULMA	40.926	8 77	RS	2:39.602	2:39.936 (6)
9	991 J.SCHULZ	45.618	996 J.VAN PEPPERZEEL	1:14.749	961 E.VAN WIJNGAARDEN	40.988	9961 Snel Motorsport	RS	2:41.602	2:42.053 (9)
10	106 J.ARENDSEN	45.807	961 E.VAN WIJNGAARDEN	1:15.822	996 J.VAN PEPPERZEEL	41.849	10996	RS	2:42.770	2:43.864 (10)
11	990 D.SCHULZ	46.122	10 M.WIERINGA	1:15.872	991 J.SCHULZ	42.399	11991	RS	2:44.860	2:45.484 (11)
12	996 J.VAN PEPPERZEEL	46.172	98 J.HOEKSTRA	1:15.958	305 C.VERKUIJLEN	42.479	12305	DTC2	2:46.926	2:47.649 (12)
13	911 H.VAN SPRONSEN	47.192	81 B.BLAAK	1:16.141	990 D.SCHULZ	42.960	13990	RS	2:48.304	2:49.680 (13)
14	305 C.VERKUIJLEN	47.660	305 C.VERKUIJLEN	1:16.787	911 H.VAN SPRONSEN	43.020	14911	RS	2:48.739	2:49.971 (15)
15	926 R.VAN VLIET	49.160	94 C.BROEREN	1:16.793	98 J.HOEKSTRA	43.682	15 98	ZIL	2:50.030	2:51.380 (16)
16	957 N.STEEHOUWER	49.352	991 J.SCHULZ	1:16.843	265 G.BARTELS	43.891	16 10	ZIL	2:50.710	2:51.780 (18)
17	270 B.ARENDSEN	49.385	92 M.HERMANS	1:16.950	10 M.WIERINGA	44.384	17 81	ZIL	2:51.356	2:52.367 (20)
18	987 J.HULSEBOS	49.428	69 J.DRENTH	1:17.162	94 C.BROEREN	44.542	18 94	ZIL	2:51.429	2:51.482 (17)
19	982 N.GEELEN	49.534	96 M.VAN DER LYKE	1:17.193	987 J.HULSEBOS	44.642	19265	DTC2	2:51.550	2:52.284 (19)
20	989 H.VAN NOREL	49.666	61 B.WEERING	1:17.495	61 B.WEERING	44.762	20 92	ZIL	2:51.780	2:52.553 (21)
21	265 G.BARTELS	49.852	265 G.BARTELS	1:17.807	92 M.HERMANS	44.784	21 61	ZIL	2:52.227	2:53.146 (23)
22	61 B.WEERING	49.970	3 S.DE LANGE	1:18.343	982 N.GEELEN	44.785	22 69	ZIL	2:52.454	2:52.789 (22)
23	92 M.HERMANS	50.046	911 H.VAN SPRONSEN	1:18.527	3 S.DE LANGE	44.907	23987	GT	2:53.482	2:54.715 (27)
24	94 C.BROEREN	50.094	982 N.GEELEN	1:19.216	69 J.DRENTH	44.911	24982	GT	2:53.535	2:53.925 (25)
25	907 S.D'ANJOU	50.096	990 D.SCHULZ	1:19.222	926 R.VAN VLIET	44.933	25 3	ZIL	2:53.594	2:54.064 (26)
26	81 B.BLAAK	50.253	987 J.HULSEBOS	1:19.412	81 B.BLAAK	44.962	26926	GT	2:53.831	2:55.139 (29)
27	3 S.DE LANGE	50.344	926 R.VAN VLIET	1:19.738	957 N.STEEHOUWER	45.119	27957	GT	2:54.596	2:54.863 (28)
28	69 J.DRENTH	50.381	989 H.VAN NOREL	1:19.854	989 H.VAN NOREL	45.227	28989 Snel Motorsport	GT	2:54.747	2:55.727 (31)
29	98 J.HOEKSTRA	50.390	957 N.STEEHOUWER	1:20.125	963 P.TER BURG	45.766	29 96	ZIL	2:54.862	2:55.475 (30)
30	10 M.WIERINGA	50.454	995 B.GIELEN	1:20.710	96 M.VAN DER LYKE	45.770	30270	DTC1	2:57.513	2:58.625 (33)
31	952 A.JONKMAN	50.663	919 S.ROEST	1:20.780	995 B.GIELEN	46.135	31963	GT	2:58.443	2:58.443 (32)
32	963 P.TER BURG	50.796	918 M.BRAAKMAN	1:20.873	123 F.BROERSEN	46.138	32919	GT	2:58.469	2:59.291 (34)
33	919 S.ROEST	51.359	8 P.KROEZE	1:21.065	952 A.JONKMAN	46.245	33995	GT	2:58.652	2:59.563 (36)
34	123 F.BROERSEN	51.649	49 S.STIKSMA	1:21.080	919 S.ROEST	46.330	34123	DTC2	2:59.000	3:00.016 (37)
35	918 M.BRAAKMAN	51.665	44 R.ACKERMANN	1:21.145	918 M.BRAAKMAN	46.491	35918	GT	2:59.029	2:59.559 (35)
36	995 B.GIELEN	51.807	128 J.HARPER	1:21.152	270 B.ARENDSEN	46.508	36952	GT	2:59.521	3:01.042 (42)
37	96 M.VAN DER LYKE	51.899	123 F.BROERSEN	1:21.213	49 S.STIKSMA	46.646	37 49	BMW	3:00.111	3:00.793 (41)
38	8 P.KROEZE	52.093	29 G.LAND	1:21.567	907 S.D'ANJOU	46.965	38 8	BMW	3:00.232	3:00.701 (39)
39	113 M.BROERSEN	52.321	38 A.WIEGERS	1:21.581	44 R.ACKERMANN	46.983	39907	GT	3:00.279	3:00.764 (40)
40	44 R.ACKERMANN	52.338	270 B.ARENDSEN	1:21.620	128 J.HARPER	47.020	40 44	BMW	3:00.466	3:00.466 (38)
41	40 G.LEKKERKERKER	52.371	40 G.LEKKERKERKER	1:21.655	8 P.KROEZE	47.074	41128	DTC2	3:01.023	3:01.607 (43)
42	49 S.STIKSMA	52.385	23 H.VAN NORDEN	1:21.661	113 M.BROERSEN	47.144	42 40	BMW	3:01.211	3:01.734 (44)
43	29 G.LAND	52.790	43 A.BAKKER	1:21.805	38 A.WIEGERS	47.166	43113	DTC2	3:01.529	3:02.812 (47)
44	128 J.HARPER	52.851	963 P.TER BURG	1:21.881	40 G.LEKKERKERKER	47.185	44 29	BMW	3:01.788	3:02.002 (45)
45	67 R.TER VELDE	53.054	992 R.SLUITER	1:21.983	67 R.TER VELDE	47.251	45 38	BMW	3:01.952	3:02.521 (46)
46	38 A.WIEGERS	53.205	113 M.BROERSEN	1:22.064	43 A.BAKKER	47.399	46 43	BMW	3:02.452	3:03.556 (48)
47	23 H.VAN NORDEN	53.217	74 P.CASPERS	1:22.099	29 G.LAND	47.431	47 23	BMW	3:02.775	3:03.976 (51)
48	43 A.BAKKER	53.248	31 M.VAN OLST	1:22.506	74 P.CASPERS	47.642	48 67	BMW	3:02.838	3:03.741 (50)
49	39 T.VAN BAAST	53.413	67 R.TER VELDE	1:22.533	31 M.VAN OLST	47.699	49 74	BMW	3:03.593	3:03.593 (49)
50	18 N.HERMANS	53.615	914 W.GROENEWOUD	1:22.602	39 T.VAN BAAST	47.771	50 31	BMW-R	3:03.879	3:04.150 (52)
51	914 W.GROENEWOUD	53.654	952 A.JONKMAN	1:22.613	18 N.HERMANS	47.800	51914	BOXSTER	3:04.155	3:04.499 (53)
52	31 M.VAN OLST	53.674	18 N.HERMANS	1:23.093	23 H.VAN NORDEN	47.897	52 18	BMW-R	3:04.508	3:06.197 (55)
53	47 M.SCHUTTE	53.764	328 M.DE WIT	1:23.195	914 W.GROENEWOUD	47.899	53 39	BMW-R	3:04.564	3:04.922 (54)
54	74 P.CASPERS	53.852	9 D.EMAAR	1:23.202	983 R.VAESEN	48.066	54 9	BMW-R	3:05.494	3:07.115 (57)
55	9 D.EMAAR	54.103	907 S.D'ANJOU	1:23.218	908 R.NOUIJ	48.092	55 47	BMW-R	3:06.050	3:07.967 (60)
56	983 R.VAESEN	54.109	39 T.VAN BAAST	1:23.380	9 D.EMAAR	48.189	56 12	BMW	3:06.167	3:07.049 (56)



ACNN
SPA EURO RACE
RACE 2

Best Sector Times


Sector 1		Sector 2		Sector 3		No Team	Class	Ideal Lap	Best Lap
No Driver	Time	No Driver	Time	No Driver	Time				
57	12 M.VAN DIJK	54.318	12 M.VAN DIJK	1:23.455	47 M.SCHUTTE	48.308	57	908	
58	908 R.NOOIJ	54.657	944 P.VAN DER TOORN VELTHOFF	1:23.885	12 M.VAN DIJK	48.394	58	983	BOXSTER 3:06.993 3:07.377 (58)
59	21 H.JENSMA	54.662	908 R.NOOIJ	1:23.918	176 S.JANSEN	48.506	59	328	DTC2 3:07.546 3:08.054 (61)
60	986 J.OFFRINGA	54.941	176 S.JANSEN	1:23.973	328 M.DE WIT	49.010	60	176	DTC1 3:09.071
61	328 M.DE WIT	55.341	47 M.SCHUTTE	1:23.978	145 A.NEUMANN	49.158	61	944	944 3:09.928 3:11.945 (65)
62	145 A.NEUMANN	55.738	900 M.OOSTRUM	1:24.050	986 J.OFFRINGA	49.438	62	900	944 3:09.984 3:11.419 (64)
63	48 G.KALKHUIS	55.930	48 G.KALKHUIS	1:24.345	944 P.VAN DER TOORN VELTHOFF	49.470	63	48	BMW-R 3:09.984 3:10.525 (62)
64	900 M.OOSTRUM	56.381	983 R.VAENSEN	1:24.818	902 E.KLOOSTER	49.507	64	145	DTC2 3:10.016 3:11.059 (63)
65	944 P.VAN DER TOORN VELTHOFF	56.573	145 A.NEUMANN	1:25.120	900 M.OOSTRUM	49.553	65	902	944 3:11.437 3:12.062 (66)
66	176 S.JANSEN	56.592	902 E.KLOOSTER	1:25.271	48 G.KALKHUIS	49.709	66	986	BOXSTER 3:11.459 3:12.368 (67)
67	902 E.KLOOSTER	56.659	975 P.VD BERG	1:26.112	21 H.JENSMA	49.736	67	21	BMW-R 3:11.738 3:12.396 (68)
68	975 P.VD BERG	57.440	986 J.OFFRINGA	1:27.080	975 P.VD BERG	50.035	68	975	944 3:13.587 3:14.358 (69)
69	904 S.BAKKER	59.414	21 H.JENSMA	1:27.340	904 S.BAKKER	52.686	69	904	944 3:22.331 3:23.186 (70)



ACNN SPA EURO RACE RACE 2

Best Top Speed

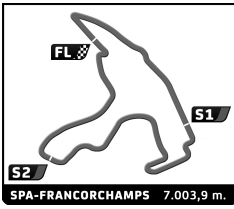
Team	Car	Class	Top Speed Driver	Top 1		Top 2		Top 3		Top 4		Top 5		
				Kph	Lap	Kph	Lap	Kph	Lap	Kph	Lap	Kph	Lap	Avg
126	991 GT3 Cup	RS	J. JANSEN	257.8	4	255.3	17	254.1	7	253.5	16	252.9	2 254,7	
980	991 GT3 Cup	RS	A. POELL	254.1	16	252.9	19	251.2	9	250.6	4	248.8	5 251,5	
909	997 GT3 Cup	RS	H. HOFFNER	253.5	4	251.2	2	251.2	3	250.0	5		251,5	
997	991 GT3 Cup	RS	J. ALBERT	244.9	4	242.2	13	237.9	10	236.3	16	235.3	12 239,3	
976	Snel Motorsport	RS	C. VERHOOG	243.8	8	242.7	2	240.5	3	234.8	4	234.3	7 239,2	
996	996 GT3 Cup	RS	J. VAN PEPPERZEEL	241.6	7	241.6	9	238.4	12	236.3	8	233.8	11 238,3	
299	Porsche GT3	DTC1	H. OOSTEN	239.5	19	237.9	15	235.8	17	233.8	3	233.8	16 236,2	
77	Cayman GT4	RS	R. SULMA	238.4	15	236.3	10	234.8	2	234.8	6	234.3	18 235,7	
106	BMW GTR	DTC1	J. ARENSEN	234.3	9	232.8	10	232.3	11	230.3	8	225.9	6 231,1	
990	997 GT3 Cup	RS	D. SCHULZ	233.3	17	229.3	2	227.8	10	221.8	4	220.9	18 226,6	
991	996 GT3 Cup	RS	J. SCHULZ	232.3	8	226.4	5	225.0	12	224.5	4	223.6	10 226,4	
961	Snel Motorsport	991 GT3 Cup	RS	E. VAN WINGAARDEN	228.8	3	220.9	4	220.4	5	218.6	7	209.7	6 219,7
305	BMW Compact	DTC2	C. VERKUIJLEN	225.5	14	225.0	11	224.1	18	224.1	13	223.1	6 224,4	
911	996 GT3 Cup	RS	H. VAN DER WOUDE	219.1	5	217.7	4	215.1	3	213.0	9	210.5	2 215,1	
957	Cayman	GT	N. STEEHOEVEN	218.2	18	214.7	10	213.4	17	209.3	14	208.9	15 212,9	
989	Snel Motorsport	Cayman	GT	H. VAN NOREL	217.3	18	216.9	10	216.4	3	214.7	14	214.7	11 216,0
987	Cayman	GT	J. HULSEBOS	216.9	4	206.5	5	206.1	6	204.9	3	201.5	9 207,2	
926	Cayman	GT	R. VAN VLIET	216.4	2	216.0	12	214.7	13	211.4	6	210.9	5 213,9	
982	Boxster S	GT	N. GEELEN	216.0	14	213.9	17	211.4	18	210.9	8	210.1	12 212,5	
265	BMW Z3	DTC2	G. BARTELS	209.3	14	208.1	12	207.3	3	206.9	4	206.1	2 207,5	
907	CAYMAN	GT	S. D'ANJOU	209.3	15	208.1	13	206.5	11	204.9	12	204.5	8 206,7	
92	Zilhouette	ZIL	M. HERMANS	206.1	5	203.4	18	202.6	12	202.6	17	202.6	7 203,5	
952	Cayman	GT	A. JONKMAN	205.7	11	196.7	14	195.3	12	195.3	4	195.3	10 197,7	
94	Zilhouette	ZIL	C. BROEREN	204.9	3	203.4	6	202.6	7	201.5	10	201.1	5 202,7	
123	BMW M3	DTC2	F. BROERSEN	203.8	16	201.1	6	200.7	5	197.4	9	196.7	12 199,9	
918	944 3.0	GT	M. BRAAKMAN	203.8	8	203.0	16	202.2	12	201.5	14	201.5	5 202,4	
3	Zilhouette	ZIL	S. DE LANGE	202.6	5	202.2	4	201.5	6	201.1	2	201.1	3 201,7	
919	944 3.0	GT	S. ROEST	201.5	5	199.3	6	198.2	8	197.4	7	197.1	2 198,7	
10	Zilhouette	ZIL	M. WIERINGA	201.1	4	200.0	3	195.7	2				198,9	
98	Zilhouette	ZIL	J. HOEKSTRA	200.7	16	198.9	9	198.2	3	197.8	12	197.1	7 198,5	
61	Zilhouette	ZIL	B. WEERING	200.4	3	200.0	12	198.5	4	198.2	11	197.4	8 198,9	
113	BMW M3	DTC2	M. BROERSEN	200.4	10	198.2	2	197.8	11	197.8	6	196.0	8 198,0	
29	BMW E36	BMW	G. LAND	199.6	2	197.4	4	196.7	6	196.7	7	194.2	5 196,9	
81	Zilhouette	ZIL	B. BLAAK	199.6	4	199.6	5	197.1	6	196.0	9	196.0	10 197,7	
69	Zilhouette	ZIL	J. DRENTH	198.9	5	198.5	2	198.2	4	197.4	9	197.1	10 198,0	
995	944 S2	GT	B. GIELEN	198.9	8	197.8	9	197.8	6	196.0	4	194.9	7 197,1	
67	BMW E36	BMW	R. TER VELDE	198.2	10	197.4	9	196.4	17	195.7	8	195.7	14 196,7	
8	BMW E36	BMW	P. KROEZE	197.8	3	197.8	4	196.4	2	194.2	8	193.9	6 196,0	
44	BMW E36	BMW	R. TER VELDE	197.1	16	196.7	10	195.3	12	194.6	13	194.2	15 195,6	
74	BMW E36	BMW	P. CASPERS	197.1	12	196.7	13	193.5	2	193.2	5	192.9	3 194,7	
96	Zilhouette	ZIL	M. VAN DER LYKE	197.1	4	195.7	12	195.7	10	194.9	8	194.6	7 195,6	
963	968	GT	P. TER BURG	196.4	2	184.3	3						190,4	
983	Boxster	BOXSTER	R. VAESSEN	196.4	13	195.3	10	194.2	16	194.2	15	194.2	6 194,9	
40	BMW E36	BMW	G. LEKKERKERKER	196.0	13	195.7	7	195.3	2	194.9	11	194.6	17 195,3	
49	BMW E36	BMW	S. STIKSMA	196.0	2	196.0	11	195.3	14	194.9	16	194.6	10 195,4	
128	BMW M3	DTC2	J. HARPER	196.0	9	195.3	6	194.9	11	194.9	10	192.5	12 194,7	
270	Seat Leon	DTC1	B. ARENSEN	196.0	17	190.1	9	189.5	14	188.8	11	188.2	16 190,5	
18	BMW E36	BMW-R	N. HERMANS	194.9	6	194.6	9	193.5	5	192.2	11	192.2	14 193,5	
43	BMW E36	BMW	A. BAKKER	194.2	15	194.2	13	193.5	9	193.2	5	192.9	7 193,6	
914	Boxster	BOXSTER	W. GROENEWOUDE	194.2	16	193.5	15	192.9	14	192.5	10	189.8	9 192,6	
31	BMW E36	BMW-R	M. VAN OLST	193.9	3	193.5	6	193.2	2	192.2	5	192.2	7 193,0	



ACNN
SPA EURO RACE
RACE 2

Best Top Speed


Team	Car	Class	Top Speed Driver	Top 1		Top 2		Top 3		Top 4		Top 5		
				Kph	Lap	Kph	Lap	Kph	Lap	Kph	Lap	Kph	Lap	Avg
23	BMW E36	BMW	H. VAN NORDEN	193.5	6	193.5	11	190.5	15	190.5	14	190.1	3	191,6
38	BMW E36	BMW	A. WIEGERS	193.2	2	191.5	3							192,4
9	BMW E36	BMW-R	D. EMAAR	192.9	7	191.2	4	190.5	5	190.1	9	189.8	8	190,9
47	BMW E36	BMW-R	M. SCHUTTE	191.8	5	189.1	4	189.1	6	187.2	7	186.9	2	188,8
39	BMW E36	BMW-R	T. VAN BAAST	191.2	9	190.5	2	190.1	7	189.5	4	187.8	6	189,8
21	BMW E36	BMW-R	H. JENSMa	189.5	2									189,5
328	Vege Series	DTC2	M. DE WIT	189.5	13	188.8	12	188.2	16	186.9	15	186.9	9	188,1
986	Boxster	BOXSTER	J. OFFRINGA	188.5	16	185.2	13	185.2	5	184.0	15	183.7	9	185,3
908	944 Cup	944	R. NOOIJ	188.5	13	187.2	3	186.9	11	186.5	6	186.5	15	187,1
12	BMW E36	BMW	M. VAN DIJK	186.5	3	185.6	4	184.9	10	182.7	6	182.4	9	184,4
145	BMW 120D	DTC2	A. NEUMANN	185.6	12	185.6	11	184.3	15	184.3	13	184.0	16	184,8
48	BMW E36	BMW-R	G. KALKHUIS	184.3	9	182.4	3	182.4	5	182.1	11	181.8	12	182,6
944	944	944	F. VAN DER TOORN VLIETHOFF	181.5	14	178.5	15	177.9	13	175.0	6	174.8	16	177,5
902	944	944	E. KLOOSTER	181.5	3	180.9	9	180.9	6	180.6	13	180.3	14	180,8
900	944	944	M. OOSTRUM	180.6	14	180.0	13	180.0	7	179.4	16	179.4	3	179,9
975	968	944	P. VD BERG	179.7	8	179.1	5	179.1	6	178.5	3	177.0	7	178,7
904	944	944	S. BAKKER	170.3	10	170.1	12	170.1	6	169.5	4	169.0	9	169,8
176	BMW GTR	DTC1	S. JANSEN	143.0	2									143,0
227	BMW M3	DTC2	J. VAN DEN OUTENAR											
115	Porsche GT3	DTC1												
259	BMW M3	DTC2	W. SANDKUJL											
992	Cayman	GT												
910	911 RSR	RS												



ACNN
SPA EURO RACE
RACE 2

Fastest Lap Sequence

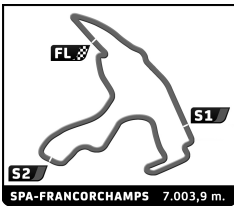
Elapsed	No Team	Car	Class	Driver	Time	Kph	Lap
5:10.689	126	991 GT3 Cup	RS	Jos JANSEN	2:36.416	161.2	2
5:10.828	909	997 GT3 Cup	RS	Henrik HOEFFNER	2:35.753	161.9	2
7:45.089	909	997 GT3 Cup	RS	Henrik HOEFFNER	2:34.261	163.5	3
11:01.203	980	991 GT3 Cup	RS	Anton POELL	2:33.433	164.3	4
44:19.107	980	991 GT3 Cup	RS	Anton POELL	2:32.695	165.1	16



ACNN
SPA EURO RACE
RACE 2

Lap Chart


		Lap																			
No	Pos	Grid	1	2	3	4	5	6	7	8	9	10	11	12	13	14	15	16	17	18	19
126	1	126	126	126	909	909	126	126	126	126	126	126	126	126	126	126	126	126	126	126	126
997	2	997	909	909	126	126	976	976	976	976	980	77	77	77	77	77	980	980	980	980	980
909	3	909	976	976	976	976	77	77	77	980	976	980	997	997	997	980	77	77	77	77	77
961	4	961	77	77	77	77	980	980	980	77	77	997	996	991	991	991	976	976	976	976	976
77	5	77	991	991	961	961	961	961	961	997	997	991	991	996	980	976	997	997	997	997	997
980	6	980	911	961	991	980	991	991	991	991	991	996	980	980	976	997	299	299	299	299	299
976	7	976	961	911	980	991	997	997	997	996	996	911	976	976	990	299	991	991	991	991	991
911	8	911	926	996	911	996	996	996	996	911	911	976	990	990	996	996	996	996	996	996	996
991	9	991	987	990	996	997	911	911	911	299	299	990	911	982	957	957	990	990	990	990	990
990	10	990	982	980	990	911	990	990	299	990	990	982	982	957	299	990	305	305	305	305	305
926	11	926	990	926	997	990	299	299	990	982	982	957	957	926	982	305	259	259	259	259	259
996	12	996	996	987	926	987	987	987	982	987	987	926	926	299	92	259	957	957	957	957	957
987	13	987	957	982	987	982	982	982	987	926	926	305	305	92	911	982	982	982	982	982	982
982	14	982	919	957	982	299	926	926	926	957	957	987	69	911	305	926	926	926	926	926	926
957	15	957	963	997	957	926	957	957	957	989	305	989	92	106	259	94	94	81	81	81	81
992	16	992	980	963	299	957	909	989	989	305	989	69	299	919	926	989	989	989	92	92	92
919	17	919	989	989	989	989	259	259	92	81	92	989	305	919	81	81	92	989	989	989	989
907	18	907	952	919	919	227	259	92	92	69	92	265	265	259	94	92	92	265	98	98	98
952	19	952	995	995	995	995	69	81	69	81	69	81	919	907	989	265	265	98	265	265	265
995	20	995	914	299	952	69	81	69	81	94	94	299	106	94	907	98	98	3	3	3	3
914	21	914	997	952	907	92	94	305	259	265	98	907	989	81	3	3	69	69	69	69	69
908	22	908	907	907	918	259	94	3	94	3	3	919	259	81	265	61	61	919	919	919	919
975	23	975	908	914	227	81	3	305	3	265	995	995	952	265	61	69	69	995	995	995	995
983	24	983	983	918	69	10	995	106	265	61	98	918	8	8	98	919	919	918	918	918	918
900	25	900	918	227	92	3	918	265	61	995	919	952	94	3	3	995	995	952	952	952	952
944	26	944	944	69	963	919	265	995	106	918	918	907	98	61	69	96	96	907	907	907	907
902	27	902	299	908	3	918	61	61	995	919	952	106	81	98	995	918	918	270	270	270	270
986	28	986	900	92	81	94	305	918	919	98	907	96	3	69	918	952	952	123	123	123	123
910	29	910	902	3	259	952	919	919	918	952	96	94	61	67	96	907	907	8	8	8	8
904	30	904	986	81	10	265	106	952	98	907	8	8	270	995	952	270	270	49	49	49	49
918	31	918	227	983	914	61	227	98	952	8	29	259	914	918	8	8	8	914	44	44	44
963	32	963	69	259	94	305	952	907	907	96	44	270	67	96	270	123	123	44	914	914	914
989	33	989	92	10	265	907	907	8	8	29	106	29	995	952	123	29	914	29	29	29	29
299	37	299	81	265	61	914	98	914	49	44	259	914	113	908	29	914	29	67	67	67	67
69	38	69	3	94	908	106	914	49	96	270	270	44	96	128	914	49	49	40	40	40	40
227	39	227	10	944	305	8	8	44	914	49	914	3	908	270	49	44	44	74	74	74	74
92	40	92	94	61	983	98	49	96	44	914	61	61	918	29	44	67	67	39	39	39	39
81	41	81	265	900	8	983	44	29	29	106	67	67	128	914	67	40	40	983	983	983	983
10	42	10	259	902	106	49	29	270	270	983	983	113	900	123	40	39	39	908	908	908	908
94	43	94	904	38	38	908	96	983	983	123	123	908	12	49	39	74	74	128	128	128	128
3	44	3	61	8	49	44	983	67	67	67	113	983	29	44	74	983	983	18	18	18	18
61	45	61	38	49	944	29	270	908	908	908	31	31	944	40	908	908	908	23	23	23	23
270	46	270	49	44	44	270	908	123	123	113	908	74	123	39	983	18	18	9	9	9	9
265	47	265	8	29	29	96	67	113	113	31	39	900	49	983	18	128	128	900	900	900	900
38	48	38	29	305	900	944	944	31	31	39	74	12	44	74	128	9	9	328	328	328	328
115	49	115	44	270	98	67	900	39	39	74	900	944	39	31	9	23	23	31	31	31	31
49	50	49	270	98	270	900	113	900	40	40	12	128	40	18	31	31	900	145	145	145	145
44	51	44	67	106	902	902	123	40	900	900	944	328	983	900	900	900	31	902	902	902	902
29	52	29	176	67	67	39	39	12	74	9	9	123	31	9	23	328	328	944	944	944	944
40	53	40	12	986	96	12	12	47	12	12	328	49	74	944	328	145	145	48	48	48	48
67	54	67	40	12	12	113	902	74	9	944	902	39	9	145	145	944	902	986	986	986	986
8	55	8	39	39	39	123	31	902	902	902	128	40	18	328	944	902	944	944	944	944	944
259	56	259	47	40	40	31	18	944	944	328	145	9	902	23	902	48	48	48	48	48	48
18	57	18	18	47	113	18	40	9	328	128	48	18	145	902	48	986	986	986	986	986	986
39	58	39	98	96	31	74	47	18	18	145	49	902	328	12	986	43	43	43	43	43	43
12	59	12	305	18	18	40	74	328	23	23	40	145	23	48	43	904	904	904	904	904	904
47	60	47	113	113	74	47	9	23	145	48	904	904	904	904	904	904	904	904	904	904	904
23	61	23	106	31	47	9	328	145	128	986	18	23	48	986	43	43	43	43	43	43	43
21	62	21	96	74	123	328	145	128	48	904	23	48	986	43	43	43	43	43	43	43	43
74	63	74	21	904	986	986	23	986	986	18	43	986	43	43	43	43	43	43	43	43	43



ACNN
SPA EURO RACE
RACE 2

Lap Chart

145	64	145	74	123	9	145	128	48	904	975	986	43
9	65	9	31	21	328	23	986	904	975	43	975	
128	66	128	145	9	145	128	48	975	43			
48	67	48	9	145	904	48	904	43	47			
305	68	305	123	328	23	904	975					
176	69	176	328	23	128	975	43					
96	70	96	23	128	48	43						
106	71	106	128	48	975							
113	72	113	48	176	43							
123	73	123	975	975								
98	74	98	43	43								
43		43										
31		31										
328		328										




ACNN
SPA EURO RACE
RACE 2

Analysis by lap

Lapped

No	Lap Time	Gap	No	Lap Time	Gap	No	Lap Time	Gap	No	Lap Time	Gap	No	Lap Time	Gap											
Lap 1																									
126	2:34.273	0.000	305	3:55.026	1:20.753	38	3:02.521	1:33.342	92	2:52.791	1:37.234	987	2:54.880	1:20.447											
909	2:35.075	0.802	113	3:56.015	1:21.742	8	3:02.211	1:34.064	963	3:19.673	1:38.133	982	2:56.109	1:21.946											
976	2:41.350	7.077	106	3:56.476	1:22.203	49	3:03.117	1:34.656	3	2:54.064	1:38.605	299	2:43.882	1:22.509											
77	2:41.933	7.660	96	3:57.850	1:23.577	44	3:01.831	1:35.154	81	2:53.926	1:39.381	926	2:57.852	1:22.768											
991	2:47.372	13.099	21	3:58.308	1:24.035	29	3:02.859	1:35.793	259	2:51.792	1:39.810	957	2:56.435	1:23.692											
911	2:49.617	15.344	74	3:58.944	1:24.671	305	2:53.525	1:37.862	10	2:51.780	1:40.667	975	3:14.949	1 Lap											
961	2:52.933	18.660	31	4:00.211	1:25.938	270	3:03.079	1:39.309	914	3:08.225	1:42.639	989	2:56.506	1:36.301											
926	2:54.043	19.770	145	4:02.210	1:27.937	98	2:58.536	1:41.857	94	2:52.409	1:44.021	227	2:53.618	1:51.932											
987	2:55.309	21.036	9	4:02.787	1:28.514	106	2:56.351	1:42.138	265	2:53.579	1:44.806	995	3:01.535	1:53.581											
982	2:55.858	21.585	123	4:03.666	1:29.393	67	3:05.950	1:44.684	61	2:53.146	1:45.785	69	2:55.267	1:55.430											
990	2:56.261	21.988	328	4:05.547	1:31.274	986	3:26.178	1:47.757	908	3:11.178	1:54.979	92	2:55.316	1:56.171											
996	2:56.968	22.695	23	4:08.846	1:34.573	12	3:09.008	1:49.800	305	2:53.996	1:57.458	259	2:52.756	1:56.187											
957	2:58.169	23.896	128	4:10.163	1:35.890	39	3:08.490	1:50.007	983	3:09.738	1:57.550	81	2:53.764	1:56.766											
919	3:04.663	30.390	48	4:10.455	1:36.182	40	3:09.230	1:50.466	8	3:01.216	2:00.880	10	2:53.357	1:57.645											
963	3:05.106	30.833	975	4:10.480	1:36.207	47	3:08.501	1:51.123	106	2:56.707	2:04.445	3	2:56.465	1:58.691											
980	3:07.005	32.732	Lap 2																						
989	3:07.270	32.997	126	2:36.416		113	3:07.687	1:53.013	38	3:05.728	2:04.670	919	3:16.081	2:00.154											
952	3:09.465	35.192	909	2:35.753	0.139	31	3:05.925	1:55.447	49	3:04.487	2:04.743	918	3:02.550	2:00.370											
995	3:10.083	35.810	976	2:38.258	8.919	74	3:08.770	1:57.025	944	3:14.916	2:06.550	94	2:53.251	2:00.893											
914	3:11.694	37.421	77	2:41.071	12.315	904	3:30.947	1:58.260	43	3:09.792	1 Lap	952	3:06.191	2:02.590											
997	3:12.315	38.042	991	2:46.675	23.358	123	3:05.302	1:58.279	44	3:06.599	2:07.353	265	2:54.281	2:02.708											
907	3:14.464	40.191	961	2:43.486	25.730	21	3:12.396	2:00.015	29	3:06.514	2:07.907	61	2:55.634	2:05.040											
908	3:16.947	42.674	911	2:50.724	29.652	9	3:08.936	2:01.034	900	3:15.292	2:08.535	305	2:48.926	2:10.005											
983	3:18.605	44.332	996	2:48.164	34.443	145	3:14.229	2:05.750	98	3:01.123	2:08.580	907	3:12.947	2:10.705											
918	3:18.832	44.559	990	2:49.796	35.368	328	3:11.681	2:06.539	270	3:04.675	2:09.584	914	3:06.965	2:13.225											
944	3:21.458	47.185	980	2:42.228	38.544	23	3:15.980	2:14.137	902	3:15.018	2:12.833	106	2:48.841	2:16.907											
299	3:24.992	50.719	926	2:57.040	40.394	128	3:15.778	2:15.252	67	3:04.130	2:14.414	8	3:00.701	2:25.202											
900	3:25.554	51.281	987	2:56.408	41.028	48	3:16.365	2:16.131	96	2:59.911	2:16.683	98	2:55.599	2:27.800											
902	3:26.730	52.457	982	2:55.878	41.047	176	3:49.337	2:29.355	12	3:09.083	2:24.483	983	3:09.855	2:31.026											
986	3:32.268	57.995	957	2:55.693	43.173	Lap 3																			
227	3:32.425	58.152	997	2:44.017	45.643	909	2:34.261		39	3:09.193	2:24.800	49	3:02.777	2:31.141											
69	3:34.356	1:00.083	963	2:58.443	52.860	126	2:35.431	1.031	40	3:09.823	2:25.889	908	3:12.552	2:31.152											
92	3:34.620	1:00.347	989	2:56.898	53.479	976	2:37.121	11.640	113	3:07.384	2:25.997	44	3:03.335	2:34.309											
81	3:35.107	1:00.834	919	3:00.109	54.083	77	2:39.936	17.851	31	3:05.687	2:26.734	29	3:02.979	2:34.507											
3	3:35.242	1:00.969	995	3:02.916	1:02.310	904	2:39.936	17.851	18	3:09.499	2:27.555	43	3:05.966	1 Lap											
10	3:35.760	1:01.487	299	2:48.952	1:03.255	961	2:42.566	33.896	74	3:07.284	2:29.909	270	3:05.179	2:38.384											
94	3:36.439	1:02.166	952	3:04.832	1:03.608	991	2:46.082	35.040	47	3:13.838	2:30.561	96	2:59.348	2:39.652											
265	3:37.661	1:03.388	907	3:03.008	1:06.783	980	2:38.537	42.681	123	3:06.729	2:30.608	944	3:14.156	2:44.327											
259	3:37.974	1:03.701	914	3:07.809	1:08.814	911	2:50.425	45.677	986	3:21.667	2:35.024	67	3:06.561	2:44.596											
904	3:38.002	1:03.729	918	3:00.897	1:09.040	996	2:46.287	46.330	Lap 4																
61	3:38.916	1:04.643	227	2:53.976	1:15.712	990	2:50.393	51.361	909	2:36.379		Lap 5													
38	3:41.510	1:07.237	69	2:54.486	1:18.153	997	2:42.435	53.678	9	3:11.525	1 Lap	126	2:43.032												
49	3:42.228	1:07.955	908	3:11.943	1:18.201	975	4:31.404	1 Lap	126	2:37.243	1.895	900	3:13.485	1 Lap											
8	3:42.542	1:08.269	92	2:54.912	1:18.843	926	2:55.301	1:01.295	328	3:09.570	1 Lap	902	3:12.062	1 Lap											
29	3:43.623	1:09.350	3	2:54.388	1:18.941	987	2:55.318	1:01.946	145	3:14.032	1 Lap	39	3:06.307	1 Lap											
44	3:44.012	1:09.739	81	2:55.437	1:19.855	982	2:55.569	1:02.216	976	2:38.749	14.010	12	3:07.049	1 Lap											
270	3:46.919	1:12.646	983	3:14.296	1:22.212	957	2:54.863	1:03.636	904	3:26.786	1 Lap	113	3:05.904	1 Lap											
67	3:49.423	1:15.150	259	2:55.133	1:22.418	299	2:46.151	1:15.006	23	3:11.229	1 Lap	123	3:04.043	1 Lap											
176	3:50.707	1:16.434	10	2:58.216	1:23.287	989	2:57.095	1:16.174	128	3:11.500	1 Lap	31	3:08.727	1 Lap											
12	3:51.481	1:17.208	265	2:58.655	1:25.627	919	3:00.769	1:20.452	48	3:11.703	1 Lap	18	3:09.281	1 Lap											
40	3:51.925	1:17.652	94	3:00.262	1:26.012	995	3:00.515	1:28.425	77	2:40.816	22.288	976	2:47.018	16.101											
39	3:52.206	1:17.933	944	3:15.265	1:26.034	952	3:03.570	1:32.778	961	2:42.053	39.570	74	3:07.790	1 Lap											
47	3:53.311	1:19.038	61	2:58.812	1:27.039	907	3:01.754	1:34.137	980	2:33.433	39.735	40	3:12.127	1 Lap											
18	3:53.721	1:19.448	900	3:12.778	1:27.643	918	2:59.559	1:34.199	991	2:46.307	44.968	47	3:08.639	1 Lap											
98	3:54.010	1:19.737	43	6:42.598	1 Lap	227	2:53.381	1:34.693	996	2:44.173	54.124	9	3:07.510	1 Lap											
			902	3:16.174	1:32.215	69	2:52.789	1:36.542	997	2:40.013	57.312	77	2:54.157	31.518											
									911	2:50.351	59.649	328	3:14.629	1 Lap											
									990	2:51.571	1:06.553	980	2:41.032	35.840											
												986	3:22.699	1 Lap											




ACNN
SPA EURO RACE
RACE 2

Analysis by lap

Lapped

No	Lap Time	Gap	No	Lap Time	Gap	No	Lap Time	Gap	No	Lap Time	Gap	No	Lap Time	Gap	
986	3:33.692	2 Laps	145	3:19.622	2 Laps	128	3:07.894	2 Laps	911	4:25.756	1 Lap	911	3:12.357	1 Lap	
77	2:40.408	46.582	299	4:09.665	1 Lap	989	3:05.121	1 Lap	106	2:44.764	1 Lap	991	2:59.157	1:57.700	
980	2:53.805	47.396	77	2:45.310	42.427	328	3:21.797	2 Laps	49	3:00.998	2 Laps	49	3:00.793	2 Laps	
3	3:13.934	1 Lap	48	3:23.602	2 Laps	265	3:07.068	1 Lap	991	2:51.214	1:48.695	44	3:00.466	2 Laps	
995	3:03.521	1 Lap	98	2:52.965	1 Lap	123	4:28.888	2 Laps	44	4:58.552	2 Laps	305	2:50.533	1 Lap	
98	2:55.813	1 Lap	49	5:07.469	2 Laps	997	2:42.641	1:12.030	43	4:40.048	3 Laps	43	3:04.422	3 Laps	
919	3:00.254	1 Lap	47	10:43.828	4 Laps	49	3:01.110	2 Laps	919	3:03.897	1 Lap	40	3:02.086	2 Laps	
918	3:02.032	1 Lap	997	2:43.663	1:08.769	39	4:28.604	2 Laps	39	3:07.210	2 Laps	259	2:52.953	1 Lap	
904	3:23.358	2 Laps	919	2:59.956	1 Lap	919	2:59.990	1 Lap	40	3:02.670	2 Laps	926	4:17.166	1 Lap	
997	2:43.673	1:14.571	40	4:31.381	2 Laps	40	3:02.661	2 Laps	980	2:36.140	2:00.181	39	3:09.540	2 Laps	
952	3:04.517	1 Lap	995	3:13.935	1 Lap	991	2:45.484	1:35.214	983	4:36.773	2 Laps	919	3:12.170	1 Lap	
907	3:02.478	1 Lap	996	2:43.864	1:27.455	106	2:38.284	1 Lap	31	4:39.953	2 Laps	983	3:09.899	2 Laps	
18	4:36.126	2 Laps	918	3:15.232	1 Lap	996	2:52.317	1:40.392	305	4:13.007	1 Lap	74	3:03.593	2 Laps	
96	2:58.904	1 Lap	991	2:47.392	1:29.110	907	3:00.764	1 Lap	74	4:27.823	2 Laps	976	2:45.327	2:24.123	
991	2:49.160	1:31.183	952	3:03.156	1 Lap	259	2:50.886	1 Lap	259	2:51.077	1 Lap	94	2:54.056	1 Lap	
8	3:03.596	1 Lap	907	3:02.042	1 Lap	980	2:36.757	2:01.774	907	3:03.157	1 Lap	989	2:56.558	1 Lap	
996	2:49.347	1:33.056	106	2:41.054	1 Lap	952	3:13.983	1 Lap	976	2:45.382	2:28.948	907	3:14.376	1 Lap	
29	3:05.010	1 Lap	96	2:57.326	1 Lap	9	4:39.561	2 Laps	94	2:54.033	1 Lap	81	2:52.543	1 Lap	
44	3:05.189	1 Lap	94	4:10.529	1 Lap	8	3:03.852	1 Lap	989	4:20.272	1 Lap	31	3:28.140	2 Laps	
106	2:44.829	1 Lap	904	3:24.433	2 Laps	18	3:07.508	2 Laps	9	3:10.630	2 Laps	997	4:09.363	2:49.440	
259	4:17.790	1 Lap	18	3:07.269	2 Laps	94	3:12.292	1 Lap	18	3:07.137	2 Laps	265	2:56.436	1 Lap	
270	3:05.642	1 Lap	8	3:03.883	1 Lap	902	4:38.913	2 Laps	81	2:53.567	1 Lap	61	2:56.552	1 Lap	
975	3:15.892	2 Laps	259	2:50.727	1 Lap	976	2:46.760	2:21.299	265	4:22.024	1 Lap	98	2:53.096	1 Lap	
914	3:06.007	1 Lap	270	3:02.860	1 Lap	98	4:00.641	1 Lap	8	3:13.836	1 Lap	3	2:58.484	1 Lap	
61	4:08.955	1 Lap	980	4:06.466	2:04.397	145	4:21.433	2 Laps				18	3:09.559	2 Laps	
43	3:06.511	2 Laps	23	4:32.641	2 Laps	81	4:30.097	1 Lap	Lap 14				900	4:36.727	2 Laps
911	2:56.257	2:07.913	29	3:09.783	1 Lap	904	3:24.865	2 Laps	126	2:50.152		9	3:11.304	2 Laps	
67	3:05.280	1 Lap	914	3:05.478	1 Lap	3	2:55.370	1 Lap	3	2:58.261	2 Laps	944	4:30.836	2 Laps	
983	3:09.558	1 Lap	44	3:12.305	1 Lap	23	3:05.903	2 Laps	61	2:55.300	2 Laps	145	3:11.435	2 Laps	
123	3:10.385	1 Lap	976	2:47.376	2:13.919	990	2:50.610	2:32.162	990	3:01.468	1 Lap	328	3:10.824	2 Laps	
113	3:03.425	1 Lap	3	4:14.048	1 Lap	61	2:54.049	1 Lap	98	3:12.117	2 Laps	23	3:10.714	2 Laps	
976	4:20.657	2:16.008	61	3:17.887	1 Lap	270	3:12.080	1 Lap	902	3:14.903	3 Laps	902	3:14.842	2 Laps	
31	3:05.748	1 Lap	990	2:50.332	2:20.932				69	4:53.572	2 Laps	69	3:15.304	1 Lap	
908	3:10.049	1 Lap	67	3:05.501	1 Lap	Lap 13				145	3:13.743	3 Laps	12	4:53.166	2 Laps
990	2:49.680	2:20.065	911	3:07.297	2:25.745	126	2:37.733		328	4:39.224	3 Laps	299	2:43.426	3:29.523	
39	3:14.534	1 Lap	113	3:06.225	1 Lap	914	3:16.723	2 Laps	23	3:07.348	3 Laps	996	2:55.744	3:39.971	
74	3:05.808	1 Lap	43	3:16.421	2 Laps	67	3:05.129	2 Laps	904	3:23.186	3 Laps	995	3:03.276	1 Lap	
900	3:12.243	1 Lap	986	4:41.872	2 Laps	48	4:32.986	3 Laps	48	3:10.611	3 Laps	918	3:01.326	1 Lap	
						995	4:23.387	2 Laps	67	3:15.167	2 Laps	96	2:55.475	1 Lap	
						113	3:14.967	2 Laps	995	3:00.802	2 Laps	48	3:16.745	2 Laps	
						96	4:09.043	2 Laps	996	4:31.720	1 Lap	957	3:05.790	3:51.353	
						908	3:08.501	2 Laps	957	2:57.002	1 Lap	904	3:34.504	2 Laps	
						918	4:23.184	2 Laps	918	3:02.386	2 Laps				
						982	2:56.552	1 Lap	299	2:44.870	1 Lap	Lap 15			
						957	2:55.137	1 Lap	96	3:14.832	2 Laps	126	4:02.114		
						986	3:18.723	3 Laps	982	3:08.845	1 Lap	952	3:02.703	2 Laps	
						77	2:40.421	49.722	77	2:57.544	57.114	986	3:13.933	3 Laps	
						926	3:05.872	1 Lap	952	4:21.564	2 Laps	980	2:37.187	19.661	
						299	2:41.158	1 Lap	908	3:19.573	2 Laps	990	4:19.618	1 Lap	
						92	2:52.553	1 Lap	986	3:17.774	3 Laps	8	4:39.971	2 Laps	
						128	3:01.607	2 Laps	92	3:01.962	1 Lap	270	2:58.718	2 Laps	
						900	3:22.586	2 Laps	128	3:14.428	2 Laps	123	3:01.152	2 Laps	
						12	3:21.620	2 Laps	270	4:31.178	2 Laps	29	3:06.978	2 Laps	
						29	4:34.160	2 Laps	29	3:08.211	2 Laps	914	3:06.116	2 Laps	
						944	3:19.647	2 Laps	914	4:27.607	2 Laps	305	2:47.873	1 Lap	
						997	2:55.932	1:30.229	980	2:34.559	1:44.588	49	3:01.031	2 Laps	
						123	3:00.341	2 Laps	123	3:00.761	2 Laps	44	3:01.931	2 Laps	




ACNN SPA EURO RACE RACE 2

Sector Analysis

Personal Best Session Best Crossing the finish line in the pit lane

Lap	D	Time	Sector 1	Sector 2	Sector 3	T.Spd	Elapsed	Lap	D	Time	Sector 1	Sector 2	Sector 3	T.Spd	Elapsed		
3		1.Sam DE LANGE						Zilhouette ZIL	15	1	3:12.159	55.316	1:25.834	51.009	186.2	49:56.402	
									16	1	3:10.423	54.989	1:25.772	49.662	188.8	53:06.825	
	1	3:35.242	1:29.485	1:18.980	46.777		3:35.242		10		1.Mark WIERINGA					Zilhouette ZIL	
	2	2:54.388	50.905	1:18.576	44.907	201.1	6:29.630			1	3:35.760	1:29.808	1:18.950	47.002	3:35.760		
	3	2:54.064	50.573	1:18.343	45.148	201.1	9:23.694			2	2:58.216	53.289	1:20.543	44.384	195.7	6:33.976	
	4	2:56.465	50.607	1:19.634	46.224	202.2	12:20.159			3	2:51.780	50.454	1:15.872	45.454	200.0	9:25.756	
	5	2:56.516	50.628	1:19.299	46.589	202.6	15:16.675			4	2:53.357	50.462	1:17.821	45.074	201.1	12:19.113	
	6	2:54.967	50.482	1:18.535	45.950	201.5	18:11.642		12		1.Maurice VAN DIJK 2.Jeffry ZWIEP					BMW E36 BMW	
	7	2:55.466	50.980	1:18.538	45.948	197.1	21:07.108			1	3:51.481	1:37.125	1:23.455	50.901	3:51.481		
	8	2:57.184	51.177	1:19.819	46.188	194.2	24:04.292			2	3:09.008	54.318	1:26.296	48.394	181.5	7:00.489	
	9	3:13.934	B 51.325	1:19.385	1:03.224	196.0	27:18.226			3	3:09.083	56.079	1:24.251	48.753	186.5	10:09.572	
	10	4:14.048	2:08.409	1:19.153	46.486	192.5	31:32.274			4	3:07.049	54.965	1:23.550	48.534	185.6	13:16.621	
	11	2:55.370	50.730	1:18.699	45.941	195.3	34:27.644			5	3:10.679	55.467	1:25.055	50.157	176.2	16:27.300	
	12	2:58.261	51.413	1:20.234	46.614	195.7	37:25.905			6	3:13.433	54.485	1:25.137	53.811	182.7	19:40.733	
	13	2:58.484	51.312	1:20.591	46.581	195.7	40:24.389			7	3:15.631	55.941	1:28.125	51.565	160.0	22:56.364	
	14	2:55.215	50.344	1:18.785	46.086	195.7	43:19.604			8	3:14.144	55.958	1:26.821	51.365	180.0	26:10.508	
	15	2:56.810	51.167	1:19.427	46.216	191.8	46:16.414			9	3:13.793	56.402	1:25.997	51.394	182.4	29:24.301	
	16	2:56.775	51.320	1:19.554	45.901	190.8	49:13.189			10	3:10.241	55.511	1:24.760	49.970	184.9	32:34.542	
	17	2:58.121	50.840	1:21.321	45.960	197.4	52:11.310			11	3:21.620	B 55.500	1:26.093	1:00.027	178.2	35:56.162	
									12	4:53.166	B 2:29.971	1:25.514	57.681	177.9	40:49.328		
8		1.Patrick KROEZE 2.Matthieu KRUGER						BMW E36 BMW	18		1.Noah HERMANS					BMW E36 BMW-R	
	1	3:42.542	1:33.350	1:22.052	47.140		3:42.542			1	3:53.721	1:38.511	1:25.381	49.829	3:53.721		
	2	3:02.211	53.140	1:21.574	47.497	196.4	6:44.753			2	3:09.424	55.801	1:24.628	48.995	192.2	7:03.145	
	3	3:01.216	52.511	1:21.513	47.192	197.8	9:45.969			3	3:09.499	57.195	1:24.105	48.199	185.6	10:12.644	
	4	3:00.701	52.093	1:21.534	47.074	197.8	12:46.670			4	3:09.281	54.935	1:26.546	47.800	189.5	13:21.925	
	5	3:03.985	54.461	1:21.207	48.317	187.8	15:50.655			5	3:06.253	54.089	1:23.093	49.071	193.5	16:28.178	
	6	3:01.156	52.601	1:21.185	47.370	193.9	18:51.811			6	3:24.031	54.232	1:24.735	1:05.064	194.9	19:52.209	
	7	3:01.789	52.534	1:21.065	48.190	192.9	21:53.600			7	3:27.378	B 56.419	1:27.867	1:03.092	187.2	23:19.587	
	8	3:02.994	52.624	1:22.292	48.078	194.2	24:56.594			8	4:36.126	2:20.820	1:26.341	48.965	185.9	27:55.713	
	9	3:03.596	53.924	1:21.560	48.112	191.2	28:00.190			9	3:07.269	54.367	1:24.337	48.565	194.6	31:02.982	
	10	3:03.883	52.700	1:23.194	47.989	190.1	31:04.073			10	3:07.508	55.088	1:24.145	48.275	191.2	34:10.490	
	11	3:03.852	53.574	1:22.811	47.467	189.5	34:07.925			11	3:07.137	53.615	1:24.439	49.083	192.2	37:17.627	
	12	3:13.836	B 53.944	1:22.224	57.668	190.1	37:21.761			12	3:09.559	55.742	1:25.631	48.186	183.4	40:27.186	
	13	4:39.971	2:29.009	1:23.119	47.843	190.5	42:01.732			13	3:06.197	53.987	1:24.155	48.055	186.9	43:33.383	
	14	3:06.415	56.297	1:22.387	47.731	187.2	45:08.147			14	3:06.416	54.130	1:24.210	48.076	192.2	46:39.799	
	15	3:04.170	53.233	1:23.083	47.854	192.5	48:12.317			15	3:07.388	53.904	1:24.593	48.891	188.5	49:47.187	
	16	3:06.830	54.895	1:24.373	47.562	186.9	51:19.147			16	3:07.516	54.710	1:24.839	47.967	175.0	52:54.703	
	17	3:03.897	53.354	1:22.360	48.183	191.8	54:23.044			21		1.Harm JENSMA					BMW E36 BMW-R
										1	3:58.308	1:39.537	1:27.340	51.431	3:58.308		
										2	3:12.396	54.662	1:27.998	49.736	189.5	7:10.704	
9		1.David EMAAR 2.Dennis EMAAR JR						BMW E36 BMW-R	23		1.Henri VAN NORDEN 2.Ronald VAN HIERDEN					BMW E36 BMW	
	1	4:02.787	1:44.681	1:27.852	50.254		4:02.787			1	4:08.846	1:44.331	1:31.160	53.355	4:08.846		
	2	3:08.936	56.210	1:24.322	48.404	188.8	7:11.723			2	3:15.980	55.866	1:29.695	50.419	184.0	7:24.826	
	3	3:11.525	57.882	1:24.383	49.260	182.7	10:23.248			3	3:11.229	54.503	1:26.965	49.761	190.1	10:36.055	
	4	3:07.510	54.761	1:24.490	48.259	191.2	13:30.758			4	3:13.510	55.071	1:28.345	50.094	188.8	13:49.565	
	5	3:08.854	54.873	1:25.078	48.903	190.5	16:39.612			5	3:11.799	54.737	1:27.555	49.507	189.8	17:01.364	
	6	3:08.696	55.588	1:23.683	49.425	189.1	19:48.308			6	3:08.629	54.538	1:25.958	48.133	193.5	20:09.993	
	7	3:08.139	54.103	1:24.647	49.389	192.9	22:56.447										
	8	3:07.115	54.284	1:23.202	49.629	189.8	26:03.562										
	9	3:23.538	B 54.893	1:24.133	1:04.512	190.1	29:27.100										
	10	4:39.561	2:24.229	1:25.757	49.575	188.2	34:06.661										
	11	3:10.630	56.220	1:24.650	49.760	185.6	37:17.291										
	12	3:11.304	55.862	1:26.416	49.026	180.3	40:28.595										
	13	3:07.698	54.689	1:24.517	48.492	189.5	43:36.293										
	14	3:07.950	54.907	1:24.854	48.189	188.2	46:44.243										




ACNN SPA EURO RACE RACE 2

Sector Analysis

■ Personal Best
 ■ Session Best
 ■ Crossing the finish line in the pit lane

Lap	D	Time	Sector 1	Sector 2	Sector 3	T.Spd	Elapsed	Lap	D	Time	Sector 1	Sector 2	Sector 3	T.Spd	Elapsed
29 1. Gerrit LAND BMW E36 2. Johan LAND BMW															
1	1	3:43.623	1:33.391	1:22.510	47.722		3:43.623	1	1	3:52.206	1:37.841	1:23.543	50.822		3:52.206
2	1	3:02.859	52.798	1:22.630	47.431	199.6	6:46.482	2	1	3:08.490	54.522	1:25.825	48.143	190.5	7:00.696
3	1	3:06.514	55.018	1:21.929	49.567	191.8	9:52.996	3	1	3:09.193	56.112	1:24.809	48.272	180.0	10:09.889
4	1	3:02.979	53.812	1:21.567	47.600	197.4	12:55.975	4	1	3:06.307	54.281	1:23.380	48.646	189.5	13:16.196
5	1	3:04.239	53.738	1:22.706	47.795	194.2	16:00.214	5	1	3:09.568	55.738	1:24.302	49.528	184.3	16:25.764
6	1	3:02.650	52.790	1:21.722	48.138	196.7	19:02.864	6	1	3:07.919	53.960	1:25.048	48.911	187.8	19:33.683
7	1	3:02.002	52.819	1:21.593	47.590	196.7	22:04.866	7	1	3:05.263	53.875	1:23.617	47.771	190.1	22:38.946
8	1	3:03.315	53.093	1:21.858	48.364	192.9	25:08.181	8	1	3:04.922	53.413	1:23.600	47.909	179.1	25:43.868
9	1	3:05.010	53.886	1:22.059	49.065	192.5	28:13.191	9	1	3:14.534 B	53.579	1:24.031	56.924	191.2	28:58.402
10	1	3:09.783 B	52.819	1:22.539	54.425	191.8	31:22.974	10	1	4:28.604	2:15.562	1:24.410	48.632	183.4	33:27.006
11	1	4:34.160	2:20.666	1:24.642	48.852	188.5	35:57.134	11	1	3:07.210	55.333	1:23.447	48.430	185.9	36:34.216
12	1	3:08.211	54.840	1:23.922	49.449	190.1	39:05.345	12	1	3:09.540	54.213	1:26.658	48.669	172.5	39:43.756
13	1	3:06.978	54.628	1:23.512	48.838	189.5	42:12.323	13	1	3:08.008	54.668	1:24.307	49.033	186.5	42:51.764
14	1	3:06.602	53.984	1:23.860	48.758	189.5	45:18.925	14	1	3:09.174	54.677	1:25.767	48.730	183.4	46:00.938
15	1	3:09.693	55.753	1:24.301	49.639	187.2	48:28.618	15	1	3:07.233	53.991	1:24.323	48.919	181.5	49:08.171
16	1	3:05.241	54.844	1:22.421	47.976	190.8	51:33.859	16	1	3:08.587	54.378	1:25.580	48.629	184.0	52:16.758
17	1	3:06.949	54.234	1:24.218	48.497	190.5	54:40.808								
31 1. Mark VAN OLS 2. Robert VAN DER SCHEER BMW E36 BMW-R															
1	1	4:00.211	1:45.130	1:25.772	49.309		4:00.211	1	1	3:51.925	1:38.086	1:23.632	50.207		3:51.925
2	1	3:05.925	53.807	1:24.166	47.952	193.2	7:06.136	2	1	3:09.230	53.535	1:27.523	48.172	195.3	7:01.155
3	1	3:05.687	53.867	1:23.601	48.219	193.9	10:11.823	3	1	3:09.823	55.840	1:25.068	48.915	189.5	10:10.978
4	1	3:08.727	55.314	1:24.986	48.427	191.8	13:20.550	4	1	3:12.127	56.485	1:27.678	47.964	188.5	13:23.105
5	1	3:07.349	54.138	1:23.093	50.118	192.2	16:27.899	5	1	3:08.907	55.552	1:24.706	48.649	191.2	16:32.012
6	1	3:05.376	53.737	1:23.621	48.018	193.5	19:33.275	6	1	3:07.985	53.661	1:24.644	49.680	192.9	19:39.997
7	1	3:04.150	53.945	1:22.506	47.699	192.2	22:37.425	7	1	3:05.680	53.356	1:23.908	48.416	195.7	22:45.677
8	1	3:04.415	54.061	1:22.653	47.701	188.8	25:41.840	8	1	3:12.012 B	53.449	1:24.198	54.365	192.9	25:57.689
9	1	3:05.748	53.674	1:23.933	48.141	185.9	28:47.588	9	1	4:31.381	2:20.925	1:22.003	48.453	186.5	30:29.070
10	1	3:15.317 B	54.223	1:23.191	57.903	189.5	32:02.905	10	1	3:02.661	53.203	1:21.872	47.586	193.9	33:31.731
11	1	4:39.953	2:19.712	1:29.845	50.396	180.6	36:42.858	11	1	3:02.670	53.158	1:21.825	47.687	194.9	36:34.401
12	1	3:28.140 B	57.810	1:29.055	1:01.275	183.4	40:10.998	12	1	3:02.086	52.653	1:22.167	47.266	194.6	39:36.487
13	1	3:32.251	1:13.931	1:27.491	50.829	187.2	43:43.249	13	1	3:02.726	52.371	1:22.173	48.182	196.0	42:39.213
14	1	3:13.748	56.376	1:27.517	49.855	186.9	46:56.997	14	1	3:02.981	53.903	1:21.831	47.247	193.5	45:42.194
15	1	3:15.765	58.893	1:27.586	49.286	180.3	50:12.762	15	1	3:02.117	52.899	1:21.756	47.462	192.2	48:44.311
16	1	3:12.727	55.673	1:27.016	50.038	188.5	53:25.489	16	1	3:01.990	52.745	1:22.060	47.185	193.5	51:46.301
								17	1	3:01.734	52.717	1:21.655	47.362	194.6	54:48.035
33 1. Arnold BAKKER BMW E36 BMW															
1	1	6:42.598	4:26.391	1:26.277	49.930		6:42.598	1	1	3:51.925	1:38.086	1:23.632	50.207		3:51.925
2	1	3:09.792	54.573	1:25.428	49.791	188.8	9:52.390	2	1	3:09.230	53.535	1:27.523	48.172	195.3	7:01.155
3	1	3:05.966	56.144	1:21.805	48.017	191.2	12:58.356	3	1	3:09.823	55.840	1:25.068	48.915	189.5	10:10.978
4	1	3:07.579	55.314	1:23.453	48.812	188.5	16:05.935	4	1	3:12.127	56.485	1:27.678	47.964	188.5	13:23.105
5	1	3:06.739	53.955	1:23.240	49.544	193.2	19:12.674	5	1	3:08.907	55.552	1:24.706	48.649	191.2	16:32.012
6	1	3:07.974	54.447	1:25.137	48.390	163.6	22:20.648	6	1	3:07.985	53.661	1:24.644	49.680	192.9	19:39.997
7	1	3:06.053	54.286	1:23.775	47.992	192.9	25:26.701	7	1	3:05.680	53.356	1:23.908	48.416	195.7	22:45.677
8	1	3:06.511	54.068	1:24.018	48.425	190.1	28:33.212	8	1	3:12.012 B	53.449	1:24.198	54.365	192.9	25:57.689
9	1	3:16.421 B	54.492	1:23.695	58.234	193.5	31:49.633	9	1	4:31.381	2:20.925	1:22.003	48.453	186.5	30:29.070
10	1	4:40.048	2:27.301	1:24.581	48.166	190.1	36:29.681	10	1	3:02.661	53.203	1:21.872	47.586	193.9	33:31.731
11	1	3:04.422	53.580	1:22.173	48.669	191.5	39:34.103	11	1	3:02.670	53.158	1:21.825	47.687	194.9	36:34.401
12	1	3:06.743	53.248	1:24.565	48.930	192.2	42:40.846	12	1	3:02.086	52.653	1:22.167	47.266	194.6	39:36.487
13	1	3:05.844	53.280	1:24.951	47.613	194.2	45:46.690	13	1	3:02.726	52.371	1:22.173	48.182	196.0	42:39.213
14	1	3:03.556	53.769	1:22.388	47.399	189.5	48:50.246	14	1	3:02.981	53.903	1:21.831	47.247	193.5	45:42.194
15	1	3:07.813	54.806	1:24.991	48.016	194.2	51:58.059	15	1	3:02.117	52.899	1:21.756	47.462	192.2	48:44.311




ACNN
SPA EURO RACE
RACE 2

Sector Analysis

Personal Best Session Best B Crossing the finish line in the pit lane

Lap	D	Time	Sector 1	Sector 2	Sector 3	T.Spd	Elapsed	Lap	D	Time	Sector 1	Sector 2	Sector 3	T.Spd	Elapsed
44	1.	Robert ACKERMANN					BMW E36 BMW	6	1	3:01.543	52.772	1:21.813	46.958	194.2	18:57.147
	2	3:01.831	52.653	1:21.925	47.253	191.2	6:45.843	7	1	3:01.293	52.833	1:21.622	46.838	194.2	21:58.440
	3	3:06.599	54.430	1:22.881	49.288	190.8	9:52.442	8	1	3:14.961 B	52.716	1:22.656	59.589	192.2	25:13.401
	4	3:03.335	53.879	1:21.220	48.236	193.9	12:55.777	9	1	5:07.469	2:57.222	1:21.785	48.462	191.8	30:20.870
	5	3:03.389	53.097	1:22.363	47.929	190.5	15:59.166	10	1	3:01.110	52.719	1:21.532	46.859	194.6	33:21.980
	6	3:02.281	53.350	1:21.314	47.617	190.8	19:01.447	11	1	3:00.998	52.612	1:21.295	47.091	196.0	36:22.978
	7	3:02.656	53.422	1:21.664	47.570	191.8	22:04.103	12	1	3:00.793	53.067	1:21.080	46.646	192.5	39:23.771
	8	3:04.091	54.298	1:21.776	48.017	189.1	25:08.194	13	1	3:01.031	52.657	1:21.397	46.977	192.9	42:24.802
	9	3:05.189	54.194	1:22.083	48.912	189.5	28:13.383	14	1	3:01.536	52.608	1:22.065	46.863	195.3	45:26.338
	10	3:12.305 B	52.842	1:22.635	56.828	196.7	31:25.688	15	1	3:02.505	52.385	1:22.184	47.936	193.2	48:28.843
	11	4:58.552	2:49.091	1:21.480	47.981	185.2	36:24.240	16	1	3:01.734	53.059	1:21.302	47.373	194.9	51:30.577
	12	3:00.466	52.338	1:21.145	46.983	195.3	39:24.706	17	1	3:02.150	52.858	1:22.187	47.105	193.9	54:32.727
	13	3:01.931	52.561	1:21.204	48.166	194.6	42:26.637								
	14	3:02.240	53.163	1:21.993	47.084	191.8	45:28.877								
	15	3:01.834	52.410	1:21.993	47.431	194.2	48:30.711								
	16	3:01.436	52.514	1:21.412	47.510	197.1	51:32.147								
	17	3:02.213	52.758	1:22.403	47.052	192.9	54:34.360								
47	1.	Mick SCHUTTE					BMW E36 BMW-R								Zilhouette ZIL
	1	3:53.311	1:38.338	1:24.673	50.300		3:53.311	1	1	3:38.916	1:31.812	1:20.301	46.803		3:38.916
	2	3:08.501	55.619	1:24.574	48.308	186.9	7:01.812	2	1	2:58.812	51.843	1:21.075	45.894	197.1	6:37.728
	3	3:13.838	55.332	1:26.868	51.638	185.6	10:15.650	3	1	2:53.146	49.970	1:18.046	45.130	200.4	9:30.874
	4	3:08.639	55.880	1:23.978	48.781	189.1	13:24.289	4	1	2:55.634	51.405	1:18.525	45.704	198.5	12:26.508
	5	3:09.157	54.553	1:25.233	49.371	191.8	16:33.446	5	1	2:57.834	52.387	1:19.106	46.341	196.4	15:24.342
	6	3:07.967	53.764	1:24.047	50.156	189.1	19:41.413	6	1	2:56.369	51.416	1:19.818	45.135	189.5	18:20.711
	7	10:43.828 B	55.116			187.2	30:25.241	7	1	2:53.185	50.928	1:17.495	44.762	194.6	21:13.896
								8	1	2:57.285	50.473	1:20.362	46.450	197.4	24:11.181
								9	1	4:08.955 B	51.181	1:20.498	1:57.276	193.9	28:20.136
								10	1	3:17.887	1:11.275	1:20.002	46.610	187.8	31:38.023
								11	1	2:54.049	50.711	1:18.465	44.873	198.2	34:32.072
								12	1	2:55.300	50.888	1:18.261	46.151	200.0	37:27.372
								13	1	2:56.552	50.349	1:20.523	45.680	194.9	40:23.924
								14	1	2:56.232	51.457	1:18.561	46.214	190.5	43:20.156
								15	1	3:03.495	52.472	1:21.511	49.512	184.3	46:23.651
48	1.	Guido KALKHUIS					BMW E36 BMW-R								BMW E36 BMW
	1	4:10.455	1:47.111	1:30.571	52.773		4:10.455	1	1	3:49.423	1:35.665	1:23.878	49.880		3:49.423
	2	3:16.365	57.903	1:27.001	51.461	179.4	7:26.820	2	1	3:05.950	54.491	1:23.588	47.871	192.9	6:55.373
	3	3:11.703	55.995	1:25.472	50.236	182.4	10:38.523	3	1	3:04.130	53.945	1:22.733	47.452	193.5	9:59.503
	4	3:16.163	57.827	1:27.909	50.427	165.6	13:54.686	4	1	3:06.561	55.253	1:23.082	48.226	192.9	13:06.064
	5	3:11.737	57.077	1:24.648	50.012	182.4	17:06.423	5	1	3:05.999	54.207	1:22.569	49.223	193.2	16:12.063
	6	3:14.531	55.930	1:28.324	50.277	181.8	20:20.954	6	1	3:05.499	53.763	1:23.633	48.103	194.6	19:17.562
	7	3:16.550	56.776	1:27.872	51.902	173.6	23:37.504	7	1	3:05.571	53.833	1:24.010	47.728	193.2	22:23.133
	8	3:14.319	56.944	1:25.926	51.449	179.1	26:51.823	8	1	3:07.677	54.290	1:23.670	49.717	195.7	25:30.810
	9	3:23.602 B	58.001	1:25.142	1:00.459	184.3	30:15.425	9	1	3:05.280	53.366	1:23.694	48.220	197.4	28:36.090
	10	4:32.986	2:16.612	1:25.497	50.877	180.0	34:48.411	10	1	3:05.501	53.618	1:24.106	47.777	198.2	31:41.591
	11	3:10.611	56.008	1:24.611	49.992	182.1	37:59.022	11	1	3:05.129	53.674	1:23.992	47.463	195.3	34:46.720
	12	3:16.745	55.934	1:28.351	52.460	181.8	41:15.767	12	1	3:15.167 B	54.343	1:23.399	57.425	192.5	38:01.887
	13	3:10.583	56.173	1:24.345	50.065	180.9	44:26.350	13	1	4:25.412	2:15.078	1:22.873	47.461	194.6	42:27.299
	14	3:12.117	56.117	1:25.199	50.801	176.2	47:38.467	14	1	3:04.515	53.864	1:23.066	47.585	195.7	45:31.814
	15	3:12.758	56.740	1:25.520	50.498	179.4	50:51.225	15	1	3:07.024	56.264	1:23.015	47.745	186.2	48:38.838
	16	3:10.525	56.118	1:24.698	49.709	180.6	54:01.750	16	1	3:03.741	53.957	1:22.533	47.251	194.9	51:42.579
								17	1	3:04.443	53.054	1:23.664	47.725	196.4	54:47.022
49	1.	Sjoerd STIKSMA					BMW E36 BMW								Zilhouette ZIL
	1	3:42.228	1:33.141	1:21.919	47.168		3:42.228	1	1	3:34.356	1:28.810	1:18.612	46.934		3:34.356
	2	3:03.117	53.949	1:22.244	46.924	196.0	6:45.345	2	1	2:54.486	50.878	1:18.588	45.020	198.5	6:28.842
	3	3:04.487	53.459	1:23.463	47.565	193.5	9:49.832	3	1	2:52.789	50.716	1:17.162	44.911	196.4	9:21.631
	4	3:02.777	53.261	1:21.926	47.590	193.9	12:52.609	4	1	2:55.267	50.775	1:19.075	45.417	198.2	12:16.898
	5	3:02.995	53.408	1:21.880	47.707	192.9	15:55.604								



ACNN SPA EURO RACE RACE 2

Sector Analysis

■ Personal Best
 ■ Session Best
 ■ Crossing the finish line in the pit lane

Lap	D	Time	Sector 1	Sector 2	Sector 3	T.Spd	Elapsed	Lap	D	Time	Sector 1	Sector 2	Sector 3	T.Spd	Elapsed
5	1	2:56.492	50.696	1:19.220	46.576	198.9	15:13.390	1	1	3:35.107	1:29.611	1:18.575	46.921		3:35.107
6	1	2:54.147	50.826	1:17.205	46.116	196.4	18:07.537	2	1	2:55.437	51.310	1:19.072	45.055	194.6	6:30.544
7	1	2:53.256	51.012	1:17.224	45.020	197.1	21:00.793	3	1	2:53.926	50.796	1:16.668	46.462	196.0	9:24.470
8	1	2:53.365	50.381	1:17.782	45.202	192.5	23:54.158	4	1	2:53.764	50.253	1:18.212	45.299	199.6	12:18.234
9	1	2:53.946	50.495	1:17.337	46.114	197.4	26:48.104	5	1	2:55.679	50.970	1:18.346	46.363	199.6	15:13.913
10	1	2:55.811	50.756	1:18.394	46.661	197.1	29:43.915	6	1	2:53.558	50.817	1:17.106	45.635	197.1	18:07.471
11	1	2:55.753	51.355	1:18.568	45.830	194.6	32:39.668	7	1	2:54.529	51.279	1:18.087	45.163	195.7	21:02.000
12	1	4:53.572 B	51.335	1:19.677	2:42.560	190.8	37:33.240	8	1	2:52.367	50.981	1:16.363	45.023	195.7	23:54.367
13	1	3:15.304	1:10.917	1:18.408	45.979	194.6	40:48.544	9	1	2:53.647	50.427	1:16.712	46.508	196.0	26:48.014
14	1	2:55.411	51.513	1:18.431	45.467	194.6	43:43.955	10	1	3:06.236 B	51.594	1:18.038	56.604	196.0	29:54.250
15	1	2:55.680	51.439	1:18.134	46.107	194.9	46:39.635	11	1	4:30.097	2:26.381	1:18.639	45.077	195.3	34:24.347
16	1	2:56.858	51.614	1:19.007	46.237	193.5	49:36.493	12	1	2:53.567	51.618	1:16.702	45.247	191.2	37:17.914
17	1	2:56.864	51.759	1:19.129	45.976	193.2	52:33.357	13	1	2:52.543	51.428	1:16.141	44.974	191.5	40:10.457


74							BMW E36 BMW
1. Patrick CASPERS							
2. Erik MIK							
1	1	3:58.944	1:39.949	1:28.180	50.815		3:58.944
2	1	3:08.770	55.155	1:24.829	48.786	193.5	7:07.714
3	1	3:07.284	54.402	1:23.193	49.689	192.9	10:14.998
4	1	3:07.790	55.935	1:23.403	48.452	192.5	13:22.788
5	1	3:14.270	55.424	1:29.334	49.512	193.2	16:37.058
6	1	3:05.831	54.620	1:22.377	48.834	191.8	19:42.889
7	1	3:06.264	53.994	1:23.623	48.647	179.7	22:49.153
8	1	3:05.039	53.989	1:22.807	48.243	192.9	25:54.192
9	1	3:05.808	54.648	1:23.053	48.107	191.5	29:00.000
10	1	3:15.447 B	54.176	1:23.307	57.964	187.5	32:15.447
11	1	4:27.823	2:13.313	1:24.077	50.433	189.8	36:43.270
12	1	3:03.593	53.852	1:22.099	47.642	197.1	39:46.863
13	1	3:07.407	54.240	1:24.824	48.343	196.7	42:54.270
14	1	3:07.775	56.168	1:23.126	48.481	190.5	46:02.045
15	1	3:07.432	55.885	1:23.274	48.273	189.5	49:09.477
16	1	3:05.471	54.260	1:23.393	47.818	190.1	52:14.948

77							Cayman GT4 RS
1. Robert SULMA							
1	1	2:41.933	45.956	1:13.980	41.997		2:41.933
2	1	2:41.071	46.202	1:13.558	41.311	234.8	5:23.004
3	1	2:39.936	45.677	1:13.235	41.024	233.8	8:02.940
4	1	2:40.816	45.704	1:13.367	41.745	233.8	10:43.756
5	1	2:54.157	49.584	1:22.179	42.394	222.2	13:37.913
6	1	2:48.515	46.563	1:15.839	46.113	234.8	16:26.428
7	1	2:42.641	46.109	1:14.095	42.437	229.3	19:09.069
8	1	2:41.964	45.935	1:14.270	41.759	231.8	21:51.033
9	1	2:43.048	45.926	1:15.759	41.363	231.8	24:34.081
10	1	2:40.408	45.441	1:13.704	41.263	236.3	27:14.489
11	1	2:45.310	45.604	1:15.900	43.806	226.4	29:59.799
12	1	2:43.987	45.727	1:14.791	43.469	233.8	32:43.786
13	1	2:40.421	45.601	1:13.894	40.926	233.3	35:24.207
14	1	2:57.544 B	47.332	1:14.597	55.615	214.3	38:21.751
15	1	4:06.818	2:09.422	1:15.209	42.187	238.4	42:28.569
16	1	2:44.521	47.165	1:15.041	42.315	232.3	45:13.090
17	1	2:43.378	45.906	1:15.820	41.652	231.8	47:56.468
18	1	2:43.181	45.833	1:15.327	42.021	234.3	50:39.649
19	1	2:45.420	46.012	1:17.334	42.074	219.1	53:25.069

81							Zilhouette ZIL
1. Bernard BLAAK							

92							Zilhouette ZIL
1. Michael HERMANS							
1	1	3:34.620	1:29.024	1:18.741	46.855		3:34.620
2	1	2:54.912	50.820	1:18.912	45.180	194.2	6:29.532
3	1	2:52.791	50.621	1:17.386	44.784	200.7	9:22.323
4	1	2:55.316	50.046	1:19.666	45.604	200.4	12:17.639
5	1	2:56.704	51.057	1:18.977	46.670	206.1	15:14.343
6	1	2:52.956	50.864	1:17.064	45.028	198.2	18:07.299
7	1	2:52.878	51.026	1:17.011	44.841	202.6	21:00.177
8	1	2:53.216	50.344	1:17.830	45.042	200.4	23:53.393
9	1	2:54.693	50.446	1:17.471	46.776	200.4	26:48.086
10	1	3:02.874	58.876	1:17.598	46.400	191.2	29:50.960
11	1	2:53.719	50.674	1:17.281	45.764	198.9	32:44.679
12	1	2:52.553	50.236	1:16.950	45.367	202.6	35:37.232
13	1	3:01.962 B	50.593	1:18.051	53.318	198.9	38:39.194
14	1	4:28.985	2:25.875	1:17.943	45.167	199.3	43:08.179
15	1	2:54.628	50.535	1:18.667	45.426	199.3	46:02.807
16	1	2:54.649	51.621	1:17.827	45.201	200.4	48:57.456
17	1	2:54.266	50.399	1:18.588	45.279	202.6	51:51.722
18	1	2:54.439	50.365	1:18.573	45.501	203.4	54:46.161

94							Zilhouette ZIL
1. Carlo BROEREN							
1	1	3:36.439	1:30.301	1:18.721	47.417		3:36.439
2	1	3:00.262	53.501	1:20.845	45.916	197.8	6:36.701
3	1	2:52.409	50.318	1:17.250	44.841	204.9	9:29.110
4	1	2:53.251	50.894	1:17.116	45.241	200.7	12:22.361
5	1	2:53.839	50.540	1:17.358	45.941	201.1	15:16.200
6	1	2:51.482	50.094	1:16.793	44.595	203.4	18:07.682
7	1	2:55.436	51.356	1:18.263	45.817	202.6	21:03.118
8	1	2:52.524	51.067	1:16.915	44.542	197.4	23:55.642
9	1	2:53.476	50.660	1:17.455	45.361	191.5	26:49.118
10	1	4:10.529 B	50.857	1:18.200	2:01.472	201.5	30:59.647
11	1	3:12.292	1:09.552	1:17.236	45.504	197.8	34:11.939
12	1	2:54.033	50.704	1:18.241	45.088	198.5	37:05.972
13	1	2:54.056	50.808	1:17.976	45.272	196.7	40:00.028
14	1	2:57.179	50.884	1:19.301	46.994	178.2	42:57.207
15	1	2:57.992	52.278	1:19.551	46.163	194.9	45:55.199




ACNN
SPA EURO RACE
RACE 2

Sector Analysis

Personal Best Session Best B Crossing the finish line in the pit lane

Lap	D	Time	Sector 1	Sector 2	Sector 3	T.Spd	Elapsed	Lap	D	Time	Sector 1	Sector 2	Sector 3	T.Spd	Elapsed	
96		1. Marcel VAN DER LYKE						Zilhouette ZIL	2	1	3:07.687	53.657	1:25.705	48.325	198.2	7:03.702
	1	3:57.850	1:40.982	1:26.644	50.224		3:57.850	3	1	3:07.384	54.239	1:24.732	48.413	185.9	10:11.086	
	2	3:04.011	53.716	1:22.958	47.337	192.2	7:01.861	4	1	3:05.904	55.318	1:22.872	47.714	193.9	13:16.990	
	3	2:59.911	53.782	1:19.965	46.164	190.1	10:01.772	5	1	3:06.131	53.898	1:24.668	47.565	192.9	16:23.121	
	4	2:59.348	53.214	1:19.972	46.162	197.1	13:01.120	6	1	3:09.559	53.284	1:27.589	48.686	197.8	19:32.680	
	5	3:01.892	53.950	1:20.184	47.758	175.3	16:03.012	7	1	3:02.812	53.113	1:22.555	47.144	188.2	22:35.492	
	6	2:58.555	53.577	1:18.979	45.999	192.9	19:01.567	8	1	3:02.838	52.702	1:22.416	47.720	196.0	25:38.330	
	7	2:57.753	53.497	1:18.486	45.770	194.6	21:59.320	9	1	3:03.425	53.054	1:23.032	47.339	194.9	28:41.755	
	8	3:00.700	53.061	1:20.082	47.557	194.9	25:00.020	10	1	3:06.225	52.321	1:24.352	49.552	200.4	31:47.980	
	9	2:58.904	53.112	1:19.331	46.461	189.5	27:58.924	11	1	3:14.967 B	53.029	1:22.064	59.874	197.8	35:02.947	
	10	2:57.326	52.614	1:18.501	46.211	195.7	30:56.250									
	11	4:09.043 B	52.517	1:17.941	1:58.585	192.2	35:05.293									
	12	3:14.832	1:08.164	1:20.567	46.101	195.7	38:20.125									
	13	2:55.475	52.377	1:17.193	45.905	191.8	41:15.600									
	14	2:56.311	51.899	1:18.418	45.994	193.9	44:11.911									
	15	2:59.109	52.084	1:20.543	46.482	194.2	47:11.020									
98		1. Jack HOEKSTRA						Zilhouette ZIL								
	1	3:54.010	1:43.996	1:22.503	47.511		3:54.010									
	2	2:58.536	52.407	1:20.479	45.650	195.3	6:52.546									
	3	3:01.123	51.050	1:20.178	49.895	198.2	9:53.669									
	4	2:55.599	52.138	1:17.488	45.973	196.7	12:49.268									
	5	2:54.311	51.850	1:17.343	45.118	195.7	15:43.579									
	6	2:55.309	50.999	1:18.623	45.687	196.0	18:38.888									
	7	2:56.992	50.994	1:19.082	46.916	197.1	21:35.880									
	8	2:53.555	50.860	1:17.476	45.219	194.9	24:29.435									
	9	2:55.813	51.489	1:19.375	44.949	198.9	27:25.248									
	10	2:52.965	52.731	1:16.552	43.682	191.8	30:18.213									
	11	4:00.641 B	51.228	1:15.958	1:53.455	194.6	34:18.854									
	12	3:12.117	1:09.984	1:16.583	45.550	197.8	37:30.971									
	13	2:53.096	52.124	1:16.303	44.669	195.7	40:24.067									
	14	2:51.380	50.491	1:16.275	44.614	196.7	43:15.447									
	15	2:52.594	50.982	1:17.141	44.471	195.3	46:08.041									
	16	2:54.024	50.390	1:18.796	44.838	200.7	49:02.065									
	17	2:52.822	51.318	1:16.690	44.814	196.4	51:54.887									
106		1. Joop ARENDSSEN						BMW GTR DTC1								
	1	3:56.476	1:44.151	1:23.761	48.564		3:56.476									
	2	2:56.351	50.411	1:20.873	45.067	188.2	6:52.827									
	3	2:56.707	48.379	1:21.617	46.711	201.1	9:49.534									
	4	2:48.841	47.703	1:17.611	43.527	200.0	12:38.375									
	5	2:48.202	47.112	1:17.102	43.988	221.8	15:26.577									
	6	2:50.821	48.445	1:19.018	43.358	225.9	18:17.398									
	7	3:01.979 B	47.123	1:17.174	57.682	224.1	21:19.377									
	8	4:09.336	2:11.741	1:14.547	43.048	230.3	25:28.713									
	9	2:44.829	45.836	1:14.256	44.737	234.3	28:13.542									
	10	2:41.054	45.973	1:13.438	41.643	232.8	30:54.596									
	11	2:38.284	45.807	1:11.873	40.604	232.3	33:32.880									
	12	2:44.764	49.454	1:13.908	41.402	193.9	36:17.644									
113		1. Maik BROERSEN						BMW M3 DTC2								
	1	3:56.015	1:39.648	1:26.455	49.912		3:56.015									
123		1. Frank BROERSEN						BMW M3 DTC2								
	1	4:03.666	1:45.270	1:25.660	52.736		4:03.666									
	2	3:05.302	53.026	1:24.318	47.958	181.8	7:08.968									
	3	3:06.729	52.949	1:24.183	49.597	196.4	10:15.697									
	4	3:04.043	53.422	1:23.234	47.387	191.2	13:19.740									
	5	3:03.669	51.774	1:24.368	47.527	200.7	16:23.409									
	6	3:05.189	51.649	1:26.497	47.043	201.1	19:28.598									
	7	3:00.016	52.304	1:21.213	46.499	195.7	22:28.614									
	8	3:00.526	52.041	1:21.865	46.620	188.8	25:29.140									
	9	3:10.385 B	52.347	1:21.326	56.712	197.4	28:39.525									
	10	4:28.888	2:17.847	1:22.659	48.382	189.1	33:08.413									
	11	3:00.341	52.702	1:21.501	46.138	192.2	36:08.754									
	12	3:00.761	52.796	1:21.267	46.698	196.7	39:09.515									
	13	3:01.152	52.392	1:21.944	46.816	194.9	42:10.667									
	14	3:02.278	52.731	1:21.992	47.555	193.2	45:12.945									
	15	3:00.783	52.119	1:22.170	46.494	195.3	48:13.728									
	16	3:00.980	52.676	1:21.544	46.760	203.8	51:14.708									
	17	3:00.955	52.311	1:21.949	46.695	184.3	54:15.663									
126		1. Jos JANSEN						991 GT3 Cup RS								
	1	2:34.273	41.982	1:12.802	39.489		2:34.273									
	2	2:36.416	42.933	1:12.044	41.439	252.9	5:10.689									
	3	2:35.431	42.885	1:12.288	40.258	252.3	7:46.120									
	4	2:37.243	42.684	1:14.281	40.278	257.8	10:23.363									
	5	2:43.032	45.244	1:16.409	41.379	211.8	13:06.395									
	6	2:43.932	48.576	1:15.497	39.859	216.0	15:50.327									
	7	2:36.858	43.481	1:13.196	40.181	254.1	18:27.185									
	8	2:37.430	43.298	1:13.264	40.868	229.3	21:04.615									
	9	2:39.952	44.148	1:14.769	41.035	228.8	23:44.567									
	10	2:43.340	45.704	1:16.922	40.714	240.5	26:27.907									
	11	2:49.465	43.754	1:21.945	43.766	223.6	29:17.372									
	12	2:39.380	45.427	1:13.837	40.116	227.4	31:56.752									
	13	2:37.733	43.378	1:14.350	40.005	238.9	34:34.485									
	14	2:50.152 B	44.225	1:15.245	50.682	217.3	37:24.637									
	15	4:02.114	2:07.102	1:13.617	41.395	244.3	41:26.751									
	16	2:37.331	42.987	1:13.217	41.127	253.5	44:04.082									
	17	2:37.338	43.527	1:12.549	41.262	255.3	46:41.420									
	18	2:36.559	43.556	1:12.842	40.161	241.6	49:17.979									
	19	2:36.895	43.649	1:12.361	40.885	235.8	51:54.874									
128		1. Jos HARPER						BMW M3 DTC2								
	1	4:10.163	1:46.351	1:30.520	53.292		4:10.163									
	2	3:15.778	56.650	1:29.031	50.097	189.8	7:25.941									




ACNN
SPA EURO RACE
RACE 2

Sector Analysis

Personal Best Session Best B Crossing the finish line in the pit lane

Lap	D	Time	Sector 1	Sector 2	Sector 3	T.Spd	Elapsed	Lap	D	Time	Sector 1	Sector 2	Sector 3	T.Spd	Elapsed							
3	1	3:11.500	54.244	1:26.862	50.394	183.7	10:37.441	9	1	4:17.790					28:13.697							
4	1	3:12.838	55.991	1:26.619	50.228	184.0	13:50.279	10	1	2:50.727					31:04.424							
5	1	3:12.141	55.223	1:27.678	49.240	192.5	17:02.420	11	1	2:50.886					33:55.310							
6	1	3:10.240	54.455	1:25.426	50.359	195.3	20:12.660	12	1	2:51.077					36:46.387							
7	1	3:15.146	55.681	1:26.917	52.548	191.5	23:27.806	13	1	2:52.953					39:39.340							
8	1	3:07.540	55.115	1:23.701	48.724	190.5	26:35.346	14	1	2:51.773					42:31.113							
9	1	3:03.556	53.414	1:22.621	47.521	196.0	29:38.902	15	1	2:51.171					45:22.284							
10	1	3:07.894	53.557	1:23.922	50.415	194.9	32:46.796	16	1	2:52.571					48:14.855							
11	1	3:01.607	52.851	1:21.272	47.484	194.9	35:48.403	17	1	2:52.958					51:07.813							
12	1	3:14.428 B	53.296	1:21.152	59.980	192.5	39:02.831	18	1	2:49.794					53:57.607							
13	1	4:31.977	2:18.556	1:24.398	49.023	171.7	43:34.808															
14	1	3:06.153	53.516	1:23.841	48.796	191.5	46:40.961															
15	1	3:07.022	53.062	1:24.606	49.354	180.3	49:47.983															
16	1	3:02.473	54.054	1:21.399	47.020	183.1	52:50.456															
145 1. Arnaud NEUMANN BMW 120D DTC2								265 1. Gijs BARTELS BMW Z3 DTC2														
1	1	4:02.210	1:42.115	1:28.083	52.012		4:02.210	1	1	3:37.661	1:30.624	1:19.383	47.654		3:37.661							
2	1	3:14.229	57.680	1:26.186	50.363	181.2	7:16.439	2	1	2:58.655	52.180	1:20.454	46.021	206.1	6:36.316							
3	1	3:14.032	57.024	1:26.852	50.156	183.4	10:30.471	3	1	2:53.579	50.474	1:18.342	44.763	207.3	9:29.895							
4	1	3:14.320	57.192	1:26.509	50.619	182.4	13:44.791	4	1	2:54.281	50.101	1:17.807	46.373	206.9	12:24.176							
5	1	3:12.894	56.514	1:26.129	50.251	183.7	16:57.685	5	1	2:59.347	53.427	1:19.483	46.437	204.5	15:23.523							
6	1	3:14.194	56.978	1:26.811	50.405	182.1	20:11.879	6	1	2:55.065	50.146	1:19.725	45.194	200.7	18:18.588							
7	1	3:14.234	56.842	1:25.901	51.491	182.4	23:26.113	7	1	2:53.183	50.362	1:18.920	43.901	204.2	21:11.771							
8	1	3:12.599	57.151	1:25.739	49.709	180.9	26:38.712	8	1	2:52.575	49.852	1:18.125	44.598	204.5	24:04.346							
9	1	3:19.622 B	56.067	1:25.943	57.612	183.4	29:58.334	9	1	2:52.900	50.487	1:17.843	44.570	205.3	26:57.246							
10	1	4:21.433	2:05.129	1:25.948	50.356	177.9	34:19.767	10	1	2:54.398	51.470	1:18.091	44.837	203.4	29:51.644							
11	1	3:13.743	56.676	1:27.511	49.556	185.6	37:33.510	11	1	3:07.068 B	50.071	1:19.056	57.941	193.5	32:58.712							
12	1	3:11.435	56.313	1:25.120	50.002	185.6	40:44.945	12	1	4:22.024	2:17.753	1:19.833	44.438	208.1	37:20.736							
13	1	3:12.766	56.520	1:26.556	49.690	184.3	43:57.711	13	1	2:56.436	52.431	1:20.114	43.891	192.9	40:17.172							
14	1	3:11.881	56.654	1:26.069	49.158	183.4	47:09.592	14	1	2:52.284	50.260	1:17.918	44.106	209.3	43:09.456							
15	1	3:12.553	56.394	1:26.267	49.892	184.3	50:22.145	15	1	2:55.008	50.295	1:19.161	45.552	186.9	46:04.464							
16	1	3:11.059	55.738	1:26.021	49.300	184.0	53:33.204	16	1	2:55.726	52.725	1:18.827	44.174	199.6	49:00.190							
								17	1	2:55.427	50.133	1:18.891	46.403	204.2	51:55.617							
176 1. Sjeff JANSEN BMW GTR DTC1								270 1. Berry ARENSEN Seat Leon DTC1														
1	1	3:50.707	1:38.228	1:23.973	48.506		3:50.707	1	1	3:46.919	1:34.454	1:24.422	48.043		3:46.919							
2	1	3:49.337 B	56.592	1:37.346	1:15.399	143.0	7:40.044	2	1	3:03.079	50.445	1:24.742	47.892	177.6	6:49.998							
227 1. Jacob VAN DEN OUTENA BMW M3 DTC2								3								1	3:04.675	52.056	1:25.203	47.416	177.6	9:54.673
1	1	3:32.425	1:48.230				3:32.425	4	1	3:05.179	54.227	1:23.406	47.546	181.2	12:59.852							
2	1	2:53.976					6:26.401	5	1	3:04.166	50.707	1:25.082	48.377	185.9	16:04.018							
3	1	2:53.381					9:19.782	6	1	3:03.061	52.917	1:23.528	46.616	170.6	19:07.079							
4	1	2:53.618					12:13.400	7	1	2:59.326	50.819	1:21.836	46.671	176.2	22:06.405							
5	1	3:14.123 B					15:27.523	8	1	3:05.597	52.495	1:24.498	48.604	175.9	25:12.002							
259 1. Wessel SANDKUIJL BMW M3 DTC2								9								1	3:05.642	51.154	1:24.566	49.922	190.1	28:17.644
1	1	3:37.974	1:48.978				3:37.974	10	1	3:02.860	51.873	1:23.985	47.002	177.9	31:20.504							
2	1	2:55.133					6:33.107	11	1	3:12.080 B	50.716	1:23.638	57.726	188.8	34:32.584							
3	1	2:51.792					9:24.899	12	1	4:31.178	2:21.170	1:23.161	46.847	186.5	39:03.762							
4	1	2:52.756					12:17.655	13	1	2:58.718	50.564	1:21.646	46.508	183.1	42:02.480							
5	1	2:53.336					15:10.991	14	1	3:00.929	52.425	1:21.620	46.884	189.5	45:03.409							
6	1	2:52.029					18:03.020	15	1	3:01.206	50.459	1:23.905	46.842	188.2	48:04.615							
7	1	2:51.638					20:54.658	16	1	3:02.169	50.371	1:24.962	46.836	188.2	51:06.784							
8	1	3:01.249 B					23:55.907	17	1	2:58.625	49.385	1:22.555	46.685	196.0	54:05.409							
								299 1. Hielke OOSTEN Porsche GT3 DTC1 2. Pascal TEEKENS														
1	1	3:24.992	1:23.127	1:18.037	43.828		3:24.992	1	1	2:48.952	46.612	1:17.615	44.725	216.9	6:13.944							
2	1	2:48.952	46.612	1:17.615	44.725	216.9	6:13.944	3	1	2:46.151	45.410	1:17.918	42.823	233.8	9:00.095							
3	1	2:46.151	45.410	1:17.918	42.823	233.8	9:00.095	4	1	2:43.882	45.324	1:15.265	43.293	218.6	11:43.977							




ACNN SPA EURO RACE RACE 2

Sector Analysis

Personal Best Session Best B Crossing the finish line in the pit lane

Lap	D	Time	Sector 1	Sector 2	Sector 3	T.Spd	Elapsed	Lap	D	Time	Sector 1	Sector 2	Sector 3	T.Spd	Elapsed
900 1. Marc OOSTRUM								944							
944															
1	1	3:25.554	1:07.351	1:27.285	50.918		3:25.554	1	1	3:25.554	1:07.351	1:27.285	50.918		3:25.554
2	1	3:12.778	56.983	1:24.935	50.860	177.3	6:38.332	2	1	3:12.778	56.983	1:24.935	50.860	177.3	6:38.332
3	1	3:15.292	56.609	1:26.926	51.757	179.4	9:53.624	3	1	3:15.292	56.609	1:26.926	51.757	179.4	9:53.624
4	1	3:13.485	58.733	1:24.050	50.702	172.8	13:07.109	4	1	3:13.485	58.733	1:24.050	50.702	172.8	13:07.109
5	1	3:11.917	57.379	1:24.253	50.285	172.8	16:19.026	5	1	3:11.917	57.379	1:24.253	50.285	172.8	16:19.026
6	1	3:16.782	56.698	1:27.907	52.177	178.5	19:35.808	6	1	3:16.782	56.698	1:27.907	52.177	178.5	19:35.808
7	1	3:13.323	56.799	1:25.697	50.827	180.0	22:49.131	7	1	3:13.323	56.799	1:25.697	50.827	180.0	22:49.131
8	1	3:13.700	57.351	1:24.929	51.420	177.3	26:02.831	8	1	3:13.700	57.351	1:24.929	51.420	177.3	26:02.831
9	1	3:12.243	57.153	1:24.756	50.334	177.9	29:15.074	9	1	3:12.243	57.153	1:24.756	50.334	177.9	29:15.074
10	1	3:14.174	58.286	1:24.964	50.924	173.1	32:29.248	10	1	3:14.174	58.286	1:24.964	50.924	173.1	32:29.248
11	1	3:22.586	B 57.381	1:24.957	1:00.248	176.8	35:51.834	11	1	3:22.586	B 57.381	1:24.957	1:00.248	176.8	35:51.834
12	1	4:36.727	2:21.043	1:24.802	50.882	178.8	40:28.561	12	1	4:36.727	2:21.043	1:24.802	50.882	178.8	40:28.561
13	1	3:15.822	57.192	1:27.406	51.224	180.0	43:44.383	13	1	3:15.822	57.192	1:27.406	51.224	180.0	43:44.383
14	1	3:14.039	56.381	1:27.249	50.409	180.6	46:58.422	14	1	3:14.039	56.381	1:27.249	50.409	180.6	46:58.422
15	1	3:11.870	57.165	1:25.152	49.553	177.0	50:10.292	15	1	3:11.870	57.165	1:25.152	49.553	177.0	50:10.292
16	1	3:11.419	56.663	1:24.187	50.569	179.4	53:21.711	16	1	3:11.419	56.663	1:24.187	50.569	179.4	53:21.711
305 1. Charlotte VERKUIJLEN								BMW Compact DTC2							
1															
1	1	3:55.026	1:43.787	1:23.112	48.127		3:55.026	1	1	3:55.026	1:43.787	1:23.112	48.127		3:55.026
2	1	2:53.525	50.551	1:18.801	44.173	211.4	6:48.551	2	1	2:53.525	50.551	1:18.801	44.173	211.4	6:48.551
3	1	2:53.996	50.058	1:20.354	43.584	210.1	9:42.547	3	1	2:53.996	50.058	1:20.354	43.584	210.1	9:42.547
4	1	2:48.926	48.048	1:17.031	43.847	217.3	12:31.473	4	1	2:48.926	48.048	1:17.031	43.847	217.3	12:31.473
5	1	2:53.613	49.217	1:17.893	46.503	220.9	15:25.086	5	1	2:53.613	49.217	1:17.893	46.503	220.9	15:25.086
6	1	2:48.731	48.388	1:17.732	42.611	223.1	18:13.817	6	1	2:48.731	48.388	1:17.732	42.611	223.1	18:13.817
7	1	2:48.495	47.908	1:16.787	43.800	214.7	21:02.312	7	1	2:48.495	47.908	1:16.787	43.800	214.7	21:02.312
8	1	2:47.649	48.168	1:17.002	42.479	212.6	23:49.961	8	1	2:47.649	48.168	1:17.002	42.479	212.6	23:49.961
9	1	2:49.313	47.822	1:18.152	43.339	213.0	26:39.274	9	1	2:49.313	47.822	1:18.152	43.339	213.0	26:39.274
10	1	2:48.878	48.420	1:17.380	43.078	219.1	29:28.152	10	1	2:48.878	48.420	1:17.380	43.078	219.1	29:28.152
11	1	3:01.966	B 48.932	1:16.860	56.174	225.0	32:30.118	11	1	3:01.966	B 48.932	1:16.860	56.174	225.0	32:30.118
12	1	4:13.007	2:12.432	1:16.863	43.712	222.7	36:43.125	12	1	4:13.007	2:12.432	1:16.863	43.712	222.7	36:43.125
13	1	2:50.533	48.328	1:18.121	44.084	224.1	39:33.658	13	1	2:50.533	48.328	1:18.121	44.084	224.1	39:33.658
14	1	2:47.873	47.760	1:17.105	43.008	225.5	42:21.531	14	1	2:47.873	47.760	1:17.105	43.008	225.5	42:21.531
15	1	2:48.504	48.289	1:17.131	43.084	216.9	45:10.035	15	1	2:48.504	48.289	1:17.131	43.084	216.9	45:10.035
16	1	2:49.855	48.293	1:18.824	42.738	220.9	47:59.890	16	1	2:49.855	48.293	1:18.824	42.738	220.9	47:59.890
17	1	2:48.818	47.783	1:17.614	43.421	221.3	50:48.708	17	1	2:48.818	47.783	1:17.614	43.421	221.3	50:48.708
18	1	2:49.409	47.660	1:17.508	44.241	224.1	53:38.117	18	1	2:49.409	47.660	1:17.508	44.241	224.1	53:38.117
328 1. Marnix DE WIT								Vege Series DTC2							
1															
1	1	4:05.547	1:45.547	1:28.856	51.144		4:05.547	1	1	4:05.547	1:45.547	1:28.856	51.144		4:05.547
2	1	3:11.681	55.957	1:24.936	50.788	185.6	7:17.228	2	1	3:11.681	55.957	1:24.936	50.788	185.6	7:17.228
3	1	3:09.570	55.935	1:24.441	49.194	184.3	10:26.798	3	1	3:09.570	55.935	1:24.441	49.194	184.3	10:26.798
4	1	3:14.629	55.705	1:27.569	51.355	182.1	13:41.427	4	1	3:14.629	55.705	1:27.569	51.355	182.1	13:41.427
5	1	3:13.330	56.909	1:24.867	51.554	185.2	16:54.757	5	1	3:13.330	56.909	1:24.867	51.554	185.2	16:54.757
6	1	3:10.916	56.132	1:24.833	49.951	184.6	20:05.673	6	1	3:10.916	56.132	1:24.833	49.951	184.6	20:05.673
7	1	3:08.561	55.558	1:23.195	49.808	180.9	23:14.234	7	1	3:08.561	55.558	1:23.195	49.808	180.9	23:14.234
8	1	3:11.533	56.270	1:24.200	51.063	182.4	26:25.767	8	1	3:11.533	56.270	1:24.200	51.063	182.4	26:25.767
9	1	3:08.054	55.540	1:23.244	49.270	186.9	29:33.821	9	1	3:08.054	55.540	1:23.244	49.270	186.9	29:33.821
10	1	3:21.797	B 56.401	1:24.374	1:01.022	185.2	32:55.618	10	1	3:21.797	B 56.401	1:24.374	1:01.022	185.2	32:55.618
11	1	4:39.224	2:21.240	1:28.178	49.806	183.1	37:34.842	11	1	4:39.224	2:21.240	1:28.178	49.806	183.1	37:34.842
12	1	3:10.824	55.561	1:25.112	50.151	188.8	40:45.666	12	1	3:10.824	55.561	1:25.112	50.151	188.8	40:45.666
13	1	3:08.468	55.785	1:23.556	49.127	189.5	43:54.134	13	1	3:08.468	55.785	1:23.556	49.127	189.5	43:54.134
14	1	3:09.046	56.366	1:23.670	49.010	185.6	47:03.180	14	1	3:09.046	56.366	1:23.670	49.010	185.6	47:03.180
15	1	3:10.223	56.364	1:24.381	49.478	186.9	50:13.403	15	1	3:10.223	56.364	1:24.381	49.478	186.9	50:13.403
16	1	3:10.738	55.341	1:25.620	49.777	188.2	53:24.141	16	1	3:10.738	55.341	1:25.620	49.777	188.2	53:24.141
904 1. Sander BAKKER								944							
944															
1	1	3:38.002	1:07.639	1:35.380	54.983		3:38.002	1	1	3:38.002	1:07.639	1:35.380	54.983		3:38.002
2	1	3:30.947	1:01.105	1:34.568	55.274	165.9	7:08.949	2	1	3:30.947	1:01.105	1:34.568	55.274	165.9	7:08.949
3	1	3:26.786	1:00.882	1:32.818	53.086	160.5	10:35.735	3	1	3:26.786	1:00.882	1:32.818	53.086	160.5	10:35.735
4	1	3:24.368	1:00.168	1:31.040	53.160	169.5	14:00.103	4	1	3:24.368	1:00.168	1:31.040	53.160	169.5	14:00.103
5	1	3:26.226	1:00.584	1:31.673	53.969	167.2	17:26.329	5	1	3:26.226	1:00.584	1:31.673	53.969	167.2	17:26.329
6	1	3:23.671	59.643	1:30.260	53.768	170.1	20:50.000	6	1	3:23.671	59.643	1:30.260	53.768	170.1	20:50.000
7	1	3:24.541	59.542	1:32.313	52.686	166.2	24:14.541	7	1	3:24.541	59.542	1:32.313	52.686	166.2	24:14.541
8	1	3:23.358	59.725	1:30.846	52.787	167.2	27:37.899	8	1	3:23.358	59.725	1:30.846	52.787	167.2	27:37.899
9	1	3:24.433	59.414	1:32.015	53.004	169.0	31:02.332	9	1	3:24.433	59.414	1:32.015	53.004	169.0	31:02.332
10	1	3:24.865	1:00.489	1:31.683	52.693	170.3	34:27.197	10	1	3:24.865	1:00.489	1:31.683	52.693	170.3	34:27.197
11	1	3:23.186	1:00.043	1:30.231	52.912	168.0	37:50.383	11	1	3:23.186	1:00.043	1:30.231	52.912	168.0	37:50.383
12	1	3:34.504	B 1:01.307	1:30.889	1:02.308	170.1	41:24.887	12	1	3:34.504	B 1:01.307	1:30.889	1:02.308	170.1	41:24.887
13	1	4:59.943	2:19.079	1:47.416	53.448	165.1	46:24.830	13	1	4:59.943	2:19.079	1:47.416	53.448	165.1	46:24.830
14	1	3:26.099	1:00.466	1:30.746	54.887	166.7	49:50.929	14	1	3:26.099	1:00.466	1:30.746	54.887	166.7	49:50.929
15	1	3:25.541	1:00.512	1:31.777	53.252	166.9	53:16.470	15	1	3:25.541	1:00.512	1:31.777	53.252	166.9	53:16.470




ACNN
SPA EURO RACE
RACE 2

Sector Analysis

Personal Best Session Best Crossing the finish line in the pit lane

Lap	D	Time	Sector 1	Sector 2	Sector 3	T.Spd	Elapsed	Lap	D	Time	Sector 1	Sector 2	Sector 3	T.Spd	Elapsed
907							CAYMAN GT	8	1	2:53.141	47.887	1:20.836	44.418	183.1	22:46.741
								9	1	2:52.822	47.941	1:20.310	44.571	213.0	25:39.563
								10	1	2:56.257	51.345	1:20.042	44.870	203.4	28:35.820
								11	1	3:07.297 B	51.059	1:19.565	56.673	193.9	31:43.117
								12	1	4:25.756	2:19.029	1:21.298	45.429	200.7	36:08.873
								13	1	3:12.357 B	51.550	1:20.771	1:00.036	191.8	39:21.230
								1	1	3:14.464	57.719	1:26.459	50.286		3:14.464
								2	1	3:03.008	51.372	1:24.426	47.210	190.1	6:17.472
								3	1	3:01.754	50.673	1:24.116	46.965	187.2	9:19.226
								4	1	3:12.947	52.080	1:32.107	48.760	194.9	12:32.173
								5	1	3:04.848	51.686	1:24.450	48.712	197.4	15:37.021
								6	1	3:04.176	51.269	1:24.577	48.330	198.5	18:41.197
								7	1	3:03.028	50.989	1:24.373	47.666	203.0	21:44.225
								8	1	3:03.360	51.029	1:24.590	47.741	204.5	24:47.585
								9	1	3:02.478	51.185	1:23.973	47.320	197.4	27:50.063
								10	1	3:02.042	50.133	1:24.730	47.179	197.1	30:52.105
								11	1	3:00.764	50.096	1:23.537	47.131	206.5	33:52.869
								12	1	3:03.157	50.489	1:24.271	48.397	204.9	36:56.026
								13	1	3:14.376 B	50.717	1:24.237	59.422	208.1	40:10.402
								14	1	4:26.968	2:13.004	1:26.361	47.603	199.6	44:37.370
								15	1	3:03.500	50.378	1:25.314	47.808	209.3	47:40.870
								16	1	3:02.953	51.139	1:24.573	47.241	204.2	50:43.823
								17	1	3:01.136	50.527	1:23.218	47.391	204.5	53:44.959
908							944 Cup 944	12	1	4:27.607	2:15.843	1:23.156	48.608	186.2	39:09.216
								13	1	3:06.116	54.623	1:23.065	48.428	187.8	42:15.332
								14	1	3:05.708	55.207	1:22.602	47.899	192.9	45:21.040
								15	1	3:05.358	54.097	1:22.672	48.589	193.5	48:26.398
								16	1	3:04.499	53.654	1:22.800	48.045	194.2	51:30.897
								17	1	3:07.007	54.110	1:24.375	48.522	179.4	54:37.904
								1	1	3:16.947	1:00.362	1:25.946	50.639		3:16.947
								2	1	3:11.943	56.361	1:25.452	50.130	180.6	6:28.890
								3	1	3:11.178	56.165	1:25.933	49.080	187.2	9:40.068
								4	1	3:12.552	55.874	1:26.045	50.633	183.7	12:52.620
								5	1	3:13.977	56.926	1:27.179	49.872	182.4	16:06.597
								6	1	3:11.922	55.466	1:25.971	50.485	186.5	19:18.519
								7	1	3:09.469	54.989	1:25.491	48.989	186.2	22:27.988
								8	1	3:09.639	55.812	1:24.517	49.310	182.1	25:37.627
								9	1	3:10.049	56.505	1:24.487	49.057	184.3	28:47.676
								10	1	3:09.320	55.704	1:23.918	49.698	186.2	31:56.996
								11	1	3:08.501	55.271	1:24.090	49.140	186.9	35:05.497
								12	1	3:19.573 B	55.063	1:25.205	59.305	184.0	38:25.070
								13	1	4:30.236	2:15.773	1:24.613	49.850	188.5	42:55.306
								14	1	3:12.737	57.674	1:25.872	49.191	181.5	46:08.043
								15	1	3:07.697	54.657	1:24.948	48.092	186.5	49:15.740
								16	1	3:08.983	55.970	1:24.334	48.679	183.4	52:24.723
909							997 GT3 Cup RS	11	1	4:23.184	2:12.457	1:23.738	46.989	196.7	35:08.327
								12	1	3:02.386	52.075	1:22.142	48.169	202.2	38:10.713
								13	1	3:01.326	52.351	1:21.366	47.609	200.7	41:12.039
								14	1	3:01.551	52.494	1:21.089	47.968	201.5	44:13.590
								15	1	3:01.340	52.970	1:21.651	46.719	197.8	47:14.930
								16	1	3:09.876	52.301	1:29.639	47.936	203.0	50:24.806
								17	1	3:02.781	52.500	1:22.374	47.907	199.3	53:27.587
								1	1	2:35.075	44.360	1:11.520	39.195		2:35.075
								2	1	2:35.753	43.129	1:11.419	41.205	251.2	5:10.828
								3	1	2:34.261	43.393	1:11.864	39.004	251.2	7:45.089
								4	1	2:36.379	42.981	1:12.942	40.456	253.5	10:21.468
								5	1	4:25.843 B	46.606	2:31.670	1:07.567	250.0	14:47.311
911							996 GT3 Cup RS	10	1	3:15.232 B	52.844	1:22.329	1:00.059	179.4	30:45.143
								11	1	3:02.032	52.674	1:22.032	47.326	200.0	27:29.911
								1	1	2:49.617	46.986	1:19.611	43.020		2:49.617
								2	1	2:50.724	47.192	1:19.647	43.885	210.5	5:40.341
								3	1	2:50.425	47.647	1:19.019	43.759	215.1	8:30.766
								4	1	2:50.351	48.135	1:18.527	43.689	217.7	11:21.117
								5	1	2:51.852	47.728	1:20.005	44.119	219.1	14:12.969
								6	1	2:49.971	47.246	1:18.618	44.107	206.9	17:02.940
								7	1	2:50.660	48.570	1:18.898	43.192	202.2	19:53.600
919							944 3.0 GT	11	1	3:02.386	52.075	1:22.142	48.169	202.2	38:10.713
								1	1	3:04.663	55.609	1:21.600	47.454		3:04.663
								2	1	3:00.109	52.078	1:21.393	46.638	197.1	6:04.772
								3	1	3:00.769	51.359	1:22.029	47.381	194.9	9:05.541
								4	1	3:16.081	55.268	1:28.804	52.009	162.2	12:21.622
								5	1	3:04.494	53.310	1:21.930	49.254	201.5	15:26.116
								6	1	3:00.888	52.284	1:21.545	47.059	199.3	18:27.004
								7	1	2:59.291	51.727	1:20.873	46.691	197.4	21:26.295
								8	1	3:01.657	51.757	1:21.783	48.117	198.2	24:27.952



ACNN SPA EURO RACE RACE 2

Sector Analysis

Personal Best Session Best B Crossing the finish line in the pit lane

Lap	D	Time	Sector 1	Sector 2	Sector 3	T.Spd	Elapsed	Lap	D	Time	Sector 1	Sector 2	Sector 3	T.Spd	Elapsed
9	1	3:00.254	52.796	1:21.128	46.330	185.6	27:28.206	6	1	3:03.808	51.498	1:25.013	47.297	189.8	18:33.119
10	1	2:59.956	51.464	1:21.066	47.426	186.5	30:28.162	7	1	3:04.428	52.083	1:23.802	48.543	191.5	21:37.547
11	1	2:59.990	51.880	1:21.308	46.802	196.4	33:28.152	8	1	3:04.243	51.878	1:24.768	47.597	186.5	24:41.790
12	1	3:03.897	53.995	1:22.016	47.886	194.2	36:32.049	9	1	3:04.517	51.694	1:25.263	47.560	182.7	27:46.307
13	1	3:12.170	51.948	1:21.699	58.523	189.8	39:44.219	10	1	3:03.156	51.438	1:23.435	48.283	195.3	30:49.463
14	1	4:19.547	2:11.520	1:20.780	47.247	196.4	44:03.766	11	1	3:13.983	51.717	1:22.613	59.653	205.7	34:03.446
15	1	3:01.266	51.899	1:22.938	46.429	193.9	47:05.032	12	1	4:21.564	2:09.317	1:24.843	47.404	195.3	38:25.010
16	1	3:01.845	52.797	1:22.259	46.789	194.9	50:06.877	13	1	3:02.703	51.331	1:23.387	47.985	189.8	41:27.713
17	1	3:01.409	52.849	1:21.406	47.154	193.2	53:08.286	14	1	3:03.068	52.117	1:23.645	47.306	196.7	44:30.781
								15	1	3:01.042	51.419	1:23.378	46.245	192.5	47:31.823
								16	1	3:02.312	50.979	1:23.872	47.461	193.9	50:34.135
								17	1	3:03.825	50.663	1:26.095	47.067	192.9	53:37.960

926 1. Ronald VAN VLIET Cayman GT

1	1	2:54.043	49.372	1:19.738	44.933		2:54.043
2	1	2:57.040	49.843	1:21.250	45.947	216.4	5:51.083
3	1	2:55.301	49.489	1:20.356	45.456	195.7	8:46.384
4	1	2:57.852	50.115	1:22.415	45.322	204.5	11:44.236
5	1	2:55.139	49.480	1:20.603	45.056	210.9	14:39.375
6	1	2:55.444	49.298	1:20.508	45.638	211.4	17:34.819
7	1	2:55.752	49.718	1:20.688	45.346	206.1	20:30.571
8	1	2:55.506	49.640	1:20.443	45.423	206.1	23:26.077
9	1	2:56.008	49.669	1:20.884	45.455	208.1	26:22.085
10	1	3:00.605	49.976	1:23.475	47.154	201.5	29:22.690
11	1	2:56.098	50.096	1:20.771	45.231	201.1	32:18.788
12	1	3:05.872	49.160	1:21.569	55.143	216.0	35:24.660
13	1	4:17.166	2:09.810	1:21.801	45.555	214.7	39:41.826
14	1	2:58.323	49.262	1:22.834	46.227	200.4	42:40.149
15	1	2:55.450	49.301	1:20.730	45.419	210.1	45:35.599
16	1	2:57.824	50.325	1:21.690	45.809	205.3	48:33.423
17	1	2:58.993	51.197	1:22.027	45.769	195.3	51:32.416
18	1	3:02.776	50.108	1:26.307	46.361	203.4	54:35.192

944 1. Pascal VAN DER TOORN \ 944

1	1	3:21.458	1:03.389	1:27.175	50.894		3:21.458
2	1	3:15.265	57.730	1:27.477	50.058	170.6	6:36.723
3	1	3:14.916	57.464	1:26.992	50.460	173.1	9:51.639
4	1	3:14.156	58.191	1:25.595	50.370	169.3	13:05.795
5	1	3:12.151	57.278	1:24.816	50.057	171.2	16:17.946
6	1	3:28.931	57.268	1:40.809	50.854	175.0	19:46.877
7	1	3:12.237	57.451	1:24.820	49.966	173.1	22:59.114
8	1	3:11.945	56.940	1:24.590	50.415	169.3	26:11.059
9	1	3:14.728	57.713	1:26.415	50.600	173.4	29:25.787
10	1	3:13.396	57.423	1:25.359	50.614	173.1	32:39.183
11	1	3:19.647	57.338	1:23.885	58.424	171.7	35:58.830
12	1	4:30.836	2:16.362	1:25.004	49.470	174.5	40:29.666
13	1	3:28.206	56.632	1:40.727	50.847	177.9	43:57.872
14	1	3:12.668	56.713	1:26.321	49.634	181.5	47:10.540
15	1	3:23.050	56.573	1:36.115	50.362	178.5	50:33.590
16	1	3:12.169	56.941	1:24.788	50.440	174.8	53:45.759

952 1. Albert JONKMAN Cayman GT

1	1	3:09.465	55.796	1:24.548	49.121		3:09.465
2	1	3:04.832	51.883	1:24.313	48.636	188.2	6:14.297
3	1	3:03.570	52.117	1:24.447	47.006	175.9	9:17.867
4	1	3:06.191	51.814	1:26.673	47.704	195.3	12:24.058
5	1	3:05.253	52.971	1:24.983	47.299	194.9	15:29.311

957 1. Niek-Jan STEEHOUWER Cayman GT

1	1	2:58.169	51.530	1:21.186	45.453		2:58.169
2	1	2:55.693	49.605	1:20.590	45.498	199.6	5:53.862
3	1	2:54.863	49.529	1:20.182	45.152	199.6	8:48.725
4	1	2:56.435	49.716	1:20.841	45.878	192.5	11:45.160
5	1	2:55.740	50.204	1:20.254	45.282	200.7	14:40.900
6	1	2:55.090	49.764	1:20.125	45.201	204.5	17:35.990
7	1	2:55.353	49.633	1:20.595	45.125	195.7	20:31.343
8	1	2:56.293	49.550	1:21.120	45.623	201.1	23:27.636
9	1	2:56.761	49.642	1:20.785	46.334	208.1	26:24.397
10	1	2:57.711	49.879	1:21.609	46.223	214.7	29:22.108
11	1	2:55.953	49.352	1:20.618	45.983	205.7	32:18.061
12	1	2:55.137	49.621	1:20.397	45.119	204.9	35:13.198
13	1	2:57.002	49.402	1:21.474	46.126	195.3	38:10.200
14	1	3:05.790	51.270	1:21.421	53.099	209.3	41:15.990
15	1	4:13.982	2:07.070	1:21.653	45.259	208.9	45:29.972
16	1	2:57.802	49.433	1:21.906	46.463	200.4	48:27.774
17	1	2:56.721	49.570	1:21.160	45.991	213.4	51:24.495
18	1	2:56.597	49.786	1:21.008	45.803	218.2	54:21.092

961 Snel Motorsport 991 GT3 Cup RS
1. Edwin VAN WIJNGAARDE


1	1	2:52.933	51.704	1:19.659	41.570		2:52.933
2	1	2:43.486	45.292	1:16.981	41.213	200.4	5:36.419
3	1	2:42.566	44.792	1:15.897	41.877	228.8	8:18.985
4	1	2:42.053	45.243	1:15.822	40.988	220.9	11:01.038
5	1	2:43.328	45.630	1:16.445	41.253	220.4	13:44.366
6	1	2:47.071	45.139	1:17.847	44.085	209.7	16:31.437
7	1	2:45.890	45.615	1:18.612	41.663	218.6	19:17.327

963 1. Pijke TER BURG 968 GT

1	1	3:05.106	55.428	1:23.064	46.614		3:05.106
2	1	2:58.443	50.796	1:21.881	45.766	196.4	6:03.549
3	1	3:19.673	51.255	1:24.944	1:03.474	184.3	9:23.222

975 1. Patrick VD BERG 968 944

1	1	4:10.480	1:07.196	1:41.309	1:21.975		4:10.480
2	1	4:31.404	2:12.493	1:28.299	50.612	173.4	8:41.884
3	1	3:14.949	57.464	1:27.077	50.408	178.5	11:56.833
4	1	3:17.149	58.897	1:26.112	52.140	176.2	15:13.982
5	1	3:17.139	57.619	1:28.383	51.137	179.1	18:31.121




ACNN SPA EURO RACE RACE 2

Sector Analysis

■ Personal Best
 ■ Session Best
 ■ Crossing the finish line in the pit lane

Lap	D	Time	Sector 1	Sector 2	Sector 3	T.Spd	Elapsed	Lap	D	Time	Sector 1	Sector 2	Sector 3	T.Spd	Elapsed
6	1	3:14.358	57.717	1:26.606	50.035	179.1	21:45.479	7	1	2:55.361	50.532	1:19.835	44.994	205.3	20:27.744
7	1	3:16.655	58.092	1:27.251	51.312	177.0	25:02.134	8	1	2:56.352	49.534	1:20.585	46.233	210.9	23:24.096
8	1	3:15.892	57.440	1:27.088	51.364	179.7	28:18.026	9	1	2:56.649	49.913	1:20.945	45.791	206.1	26:20.745
9	1	3:51.295 B	1:01.375	1:38.621	1:11.299	166.2	32:09.321	10	1	2:58.396	49.731	1:22.707	45.958	205.7	29:19.141
976 Snel Motorsport 1. Christiaan VERHOOG 2. Paul SILLIUS RS RS								11 1 2:56.135 50.699 1:20.117 45.319 203.8 32:15.276							
1 1 2:41.350 46.059 1:14.417 40.874 2:41.350								12 1 2:56.552 50.067 1:20.879 45.606 210.1 35:11.828							
2 1 2:38.258 45.285 1:12.271 40.702 242.7 5:19.608								13 1 3:08.845 B 50.486 1:21.469 56.890 199.3 38:20.673							
3 1 2:37.121 44.706 1:12.072 40.343 240.5 7:56.729								14 1 4:18.582 2:10.311 1:22.083 46.188 216.0 42:39.255							
4 1 2:38.749 44.897 1:12.487 41.365 234.8 10:35.478								15 1 2:55.263 50.017 1:20.330 44.916 204.9 45:34.518							
5 1 2:47.018 48.586 1:16.121 42.311 224.1 13:22.496								16 1 2:56.679 50.447 1:20.195 46.037 207.3 48:31.197							
6 1 2:46.851 48.816 1:15.392 42.643 208.5 16:09.347								17 1 2:55.167 49.923 1:20.254 44.990 213.9 51:26.364							
7 1 2:41.765 45.800 1:14.105 41.860 234.3 18:51.112								18 1 2:56.068 49.982 1:20.635 45.451 211.4 54:22.432							
8 1 2:42.519 45.256 1:15.093 42.170 243.8 21:33.631								983 1. Robert VAESEN Boxster BOXSTER							
9 1 2:49.627 B 45.022 1:14.873 49.732 225.0 24:23.258								1 1 3:18.605 58.793 1:29.309 50.503 3:18.605							
10 1 4:20.657 2:17.814 1:18.839 44.004 196.7 28:43.915								2 1 3:14.296 55.625 1:28.708 49.963 187.5 6:32.901							
11 1 2:47.376 47.488 1:17.580 42.308 213.4 31:31.291								3 1 3:09.738 54.852 1:26.167 48.719 188.5 9:42.639							
12 1 2:46.760 46.959 1:16.226 43.575 224.5 34:18.051								4 1 3:09.855 55.029 1:25.157 49.669 183.1 12:52.494							
13 1 2:45.382 46.536 1:16.738 42.108 225.0 37:03.433								5 1 3:10.705 55.098 1:26.459 49.148 193.9 16:03.199							
14 1 2:45.327 46.818 1:15.934 42.575 229.3 39:48.760								6 1 3:08.290 54.870 1:24.818 48.602 194.2 19:11.489							
15 1 2:48.067 48.001 1:16.836 43.230 230.8 42:36.827								7 1 3:08.912 55.581 1:25.059 48.272 182.7 22:20.401							
16 1 2:46.432 47.352 1:17.139 41.941 227.8 45:23.259								8 1 3:08.648 54.181 1:25.643 48.824 193.5 25:29.049							
17 1 2:47.533 48.953 1:15.883 42.697 217.3 48:10.792								9 1 3:09.558 54.253 1:26.009 49.296 193.9 28:38.607							
18 1 2:49.295 46.964 1:20.088 42.243 219.1 51:00.087								10 1 3:20.205 B 54.319 1:26.544 59.342 195.3 31:58.812							
19 1 2:46.108 46.708 1:16.254 43.146 220.9 53:46.195								11 1 4:36.773 2:19.657 1:25.840 51.276 192.2 36:35.585							
980 1. Anton POELL 2. Lars POELL 991 GT3 Cup RS								12 1 3:09.899 54.783 1:26.814 48.302 191.2 39:45.484							
1 1 3:07.005 59.003 1:22.482 45.520 3:07.005								13 1 3:12.502 54.291 1:24.997 53.214 196.4 42:57.986							
2 1 2:42.228 44.025 1:15.091 43.112 246.0 5:49.233								14 1 3:08.398 54.393 1:25.939 48.066 192.2 46:06.384							
3 1 2:38.537 43.176 1:14.802 40.559 232.8 8:27.770								15 1 3:08.063 54.109 1:25.073 48.881 194.2 49:14.447							
4 1 2:33.433 42.504 1:11.957 38.972 250.6 11:01.203								16 1 3:07.377 54.121 1:25.048 48.208 194.2 52:21.824							
5 1 2:41.032 45.365 1:13.783 41.884 248.8 13:42.235								986 1. Jan-Wouter OFFRINGA Boxster BOXSTER							
6 1 2:45.182 44.355 1:19.457 41.370 212.6 16:27.417								1 1 3:32.268 1:08.336 1:31.877 52.055 3:32.268							
7 1 2:42.708 46.954 1:12.968 42.786 229.3 19:10.125								2 1 3:26.178 59.677 1:33.776 52.725 176.8 6:58.446							
8 1 2:35.550 43.732 1:11.953 39.865 248.3 21:45.675								3 1 3:21.667 57.357 1:32.841 51.469 172.5 10:20.113							
9 1 2:35.823 42.937 1:12.315 40.571 251.2 24:21.498								4 1 3:22.699 58.607 1:31.136 52.956 175.3 13:42.812							
10 1 2:53.805 B 42.387 1:13.307 58.111 237.9 27:15.303								5 1 3:21.373 56.953 1:31.288 53.132 185.2 17:04.185							
11 1 4:06.466 2:13.323 1:13.841 39.302 224.5 31:21.769								6 1 3:16.294 57.012 1:29.112 50.170 179.1 20:20.479							
12 1 2:36.757 42.966 1:14.537 39.254 223.1 33:58.526								7 1 3:19.020 56.693 1:31.095 51.232 178.8 23:39.499							
13 1 2:36.140 44.047 1:11.121 40.972 248.3 36:34.666								8 1 3:33.692 B 57.813 1:30.574 1:05.305 182.4 27:13.191							
14 1 2:34.559 43.032 1:11.898 39.629 233.8 39:09.225								9 1 4:41.872 2:17.513 1:33.377 50.982 183.7 31:55.063							
15 1 2:37.187 43.290 1:12.554 41.343 240.0 41:46.412								10 1 3:18.723 56.945 1:29.285 52.493 182.7 35:13.786							
16 1 2:32.695 42.391 1:11.291 39.013 254.1 44:19.107								11 1 3:17.774 57.000 1:30.337 50.437 179.4 38:31.560							
17 1 2:37.921 43.021 1:15.281 39.619 248.3 46:57.028								12 1 3:13.933 57.040 1:27.239 49.654 173.4 41:45.493							
18 1 2:40.619 43.610 1:16.220 40.789 231.8 49:37.647								13 1 3:13.603 56.557 1:27.080 49.966 185.2 44:59.096							
19 1 2:36.398 42.255 1:13.152 40.991 252.9 52:14.045								14 1 3:12.368 55.532 1:27.398 49.438 179.1 48:11.464							
982 1. Nick GEELLEN Boxster S GT								15 1 3:14.223 54.941 1:28.717 50.565 184.0 51:25.687							
1 1 2:55.858 51.076 1:19.897 44.885 2:55.858								16 1 3:13.052 55.002 1:27.730 50.320 188.5 54:38.739							
2 1 2:55.878 50.724 1:19.582 45.572 206.5 5:51.736								987 1. Jean-Paul HULSEBOS Cayman GT							
3 1 2:55.569 50.173 1:20.289 45.107 182.7 8:47.305								1 1 2:55.309 50.917 1:19.412 44.980 2:55.309							
4 1 2:56.109 50.123 1:21.195 44.791 194.6 11:43.414								2 1 2:56.408 50.217 1:20.049 46.142 196.7 5:51.717							
5 1 2:53.925 49.924 1:19.216 44.785 205.7 14:37.339								3 1 2:55.318 49.909 1:20.145 45.264 204.9 8:47.035							
6 1 2:55.044 49.866 1:20.272 44.906 205.3 17:32.383								4 1 2:54.880 49.428 1:20.325 45.127 216.9 11:41.915							




ACNN SPA EURO RACE RACE 2

Sector Analysis

Personal Best Session Best B Crossing the finish line in the pit lane

Lap	D	Time	Sector 1	Sector 2	Sector 3	T.Spd	Elapsed	Lap	D	Time	Sector 1	Sector 2	Sector 3	T.Spd	Elapsed
5	1	2:54.847	50.090	1:19.782	44.975	206.5	14:36.762	7	1	2:51.577	47.459	1:18.501	45.617	220.0	19:33.057
6	1	2:54.715	49.732	1:20.341	44.642	206.1	17:31.477	8	1	2:47.430	46.588	1:17.765	43.077	232.3	22:20.487
7	1	2:56.721	51.759	1:19.887	45.075	193.2	20:28.198	9	1	2:49.443	47.443	1:18.014	43.986	218.6	25:09.930
8	1	2:56.685	49.490	1:20.703	46.492	196.4	23:24.883	10	1	2:49.160	47.029	1:17.537	44.594	223.6	27:59.090
9	1	2:56.671	49.830	1:20.603	46.238	201.5	26:21.554	11	1	2:47.392	46.263	1:18.099	43.030	220.0	30:46.482
10	1	3:13.196 B	49.496	1:25.623	58.077	195.7	29:34.750	12	1	2:45.484	45.865	1:16.843	42.776	225.0	33:31.966
989 Snel Motorsport Cayman GT 1.Henk VAN NOREL								995 1.Boo GIELEN 944 S2 2.Rob SMULDERS GT							
1	1	3:07.270	58.610	1:22.364	46.296		3:07.270	1	1	3:10.083	57.484	1:24.138	48.461		3:10.083
2	1	2:56.898	50.121	1:21.119	45.658	196.4	6:04.168	2	1	3:02.916	53.125	1:22.834	46.957	180.9	6:12.999
3	1	2:57.095	50.584	1:20.553	45.958	216.4	9:01.263	3	1	3:00.515	52.543	1:21.837	46.135	191.5	9:13.514
4	1	2:56.506	50.081	1:20.818	45.607	213.0	11:57.769	4	1	3:01.535	52.895	1:22.219	46.421	196.0	12:15.049
5	1	2:58.992	51.559	1:21.007	46.426	210.5	14:56.761	5	1	3:04.526	52.332	1:25.065	47.129	191.2	15:19.575
6	1	2:59.724	51.071	1:22.888	45.765	211.8	17:56.485	6	1	3:00.839	51.869	1:22.365	46.605	197.8	18:20.414
7	1	2:55.727	50.024	1:20.098	45.605	213.0	20:52.212	7	1	2:59.563	52.383	1:20.710	46.470	194.9	21:19.977
8	1	2:57.467	50.721	1:21.352	45.394	210.9	23:49.679	8	1	3:01.208	52.998	1:21.393	46.817	198.9	24:21.185
9	1	2:57.710	50.191	1:21.045	46.474	212.6	26:47.389	9	1	3:03.521	52.270	1:24.292	46.959	197.8	27:24.706
10	1	2:56.515	49.883	1:19.854	46.778	216.9	29:43.904	10	1	3:13.935 B	53.496	1:20.719	59.720	185.6	30:38.641
11	1	3:05.121 B	51.019	1:20.842	53.260	214.7	32:49.025	11	1	4:23.387	2:12.518	1:22.978	47.891	182.4	35:02.028
12	1	4:20.272	2:12.289	1:21.634	46.349	200.0	37:09.297	12	1	3:00.802	52.382	1:21.392	47.028	194.6	38:02.830
13	1	2:56.558	50.345	1:20.496	45.717	212.6	40:05.855	13	1	3:03.276	52.553	1:22.456	48.267	179.1	41:06.106
14	1	2:55.781	50.000	1:20.554	45.227	214.7	43:01.636	14	1	3:01.281	51.807	1:22.002	47.472	188.8	44:07.387
15	1	2:57.342	50.580	1:20.689	46.073	211.8	45:58.978	15	1	3:03.015	52.910	1:22.009	48.096	193.5	47:10.402
16	1	2:56.625	50.099	1:20.525	46.001	213.4	48:55.603	16	1	3:02.959	52.118	1:23.120	47.721	191.5	50:13.361
17	1	2:58.683	50.065	1:22.964	45.654	196.7	51:54.286	17	1	3:01.145	52.348	1:21.862	46.935	194.2	53:14.506
18	1	3:17.362	49.666	1:39.425	48.271	217.3	55:11.648	996 1.Johan VAN PEPPERZEEL 996 GT3 Cup RS 2.Paul GEERIS							
1	1	2:56.261	52.148	1:20.901	43.212		2:56.261	1	1	2:56.968	52.959	1:20.431	43.578		2:56.968
2	1	2:49.796	47.267	1:19.569	42.960	229.3	5:46.057	2	1	2:48.164	47.174	1:18.298	42.692	218.6	5:45.132
3	1	2:50.393	46.599	1:20.309	43.485	214.7	8:36.450	3	1	2:46.287	46.620	1:16.801	42.866	220.9	8:31.419
4	1	2:51.571	46.409	1:20.010	45.152	221.8	11:28.021	4	1	2:44.173	46.558	1:15.495	42.120	229.3	11:15.592
5	1	2:52.602	47.897	1:20.721	43.984	214.7	14:20.623	5	1	2:47.753	47.107	1:17.882	42.764	231.3	14:03.345
6	1	2:54.534	47.069	1:22.431	45.034	220.4	17:15.157	6	1	2:47.927	47.180	1:16.982	43.765	230.8	16:51.272
7	1	2:57.520	47.259	1:22.336	47.925	212.2	20:12.677	7	1	2:48.301	46.183	1:17.069	45.049	241.6	19:39.573
8	1	2:52.615	47.034	1:20.402	45.179	219.5	23:05.292	8	1	2:47.202	46.500	1:17.859	42.843	236.3	22:26.775
9	1	2:53.000	48.975	1:20.662	43.363	216.4	25:58.292	9	1	2:44.841	46.172	1:15.901	42.768	241.6	25:11.616
10	1	2:49.680	46.122	1:19.229	44.329	227.8	28:47.972	10	1	2:49.347	49.105	1:17.681	42.561	223.6	28:00.963
11	1	2:50.332	46.431	1:19.976	43.925	210.5	31:38.304	11	1	2:43.864	46.398	1:15.617	41.849	233.8	30:44.827
12	1	2:50.610	47.327	1:19.333	43.950	216.0	34:28.914	12	1	2:52.317 B	46.513	1:14.749	51.055	238.4	33:37.144
13	1	3:01.468 B	47.554	1:19.222	54.692	215.6	37:30.382	13	1	4:31.720	2:24.801	1:21.165	45.754	208.5	38:08.864
14	1	4:19.618	2:14.934	1:19.534	45.150	209.3	41:50.000	14	1	2:55.744	48.321	1:22.161	45.262	197.1	41:04.608
15	1	2:53.517	47.873	1:20.856	44.788	218.2	44:43.517	15	1	2:53.627	48.850	1:20.406	44.371	215.6	43:58.235
16	1	2:52.574	47.339	1:20.322	44.913	220.0	47:36.091	16	1	2:54.469	49.525	1:19.802	45.142	227.8	46:52.704
17	1	2:53.458	46.517	1:21.988	44.953	233.3	50:29.549	17	1	2:55.400	48.754	1:19.707	46.939	218.6	49:48.104
18	1	2:52.992	47.469	1:20.988	44.535	220.9	53:22.541	18	1	2:52.613	49.496	1:19.378	43.739	215.6	52:40.717
991 1.Jan Mark SCHULZ 996 GT3 Cup RS								997 1.Jurgen ALBERT 991 GT3 Cup RS							
1	1	2:47.372	46.767	1:17.530	43.075		2:47.372	1	1	3:12.315	1:07.715	1:21.465	43.135		3:12.315
2	1	2:46.675	46.361	1:17.915	42.399	221.8	5:34.047								
3	1	2:46.082	45.618	1:17.488	42.976	219.1	8:20.129								
4	1	2:46.307	46.033	1:17.726	42.548	224.5	11:06.436								
5	1	2:47.160	46.131	1:17.694	43.335	226.4	13:53.596								
6	1	2:47.884	46.479	1:18.700	42.705	222.7	16:41.480								



ACNN
SPA EURO RACE
RACE 2

Sector Analysis

■ Personal Best ■ Session Best **B** Crossing the finish line in the pit lane

Lap	D	Time	Sector 1	Sector 2	Sector 3	T.Sp	Elapsed	Lap	D	Time	Sector 1	Sector 2	Sector 3	T.Sp	Elapsed
2	1	2:44.017	45.176	1:17.745	41.096	226.9	5:56.332								
3	1	2:42.435	45.086	1:16.035	41.314	217.3	8:38.767								
4	1	2:40.013	44.094	1:14.903	41.016	244.9	11:18.780								
5	1	2:41.673	45.197	1:15.257	41.219	234.3	14:00.453								
6	1	2:44.611	45.997	1:16.948	41.666	223.1	16:45.064								
7	1	2:48.131	45.848	1:17.512	44.771	224.5	19:33.195								
8	1	2:42.837	45.769	1:15.534	41.534	235.3	22:16.032								
9	1	2:42.773	44.806	1:15.796	42.171	217.3	24:58.805								
10	1	2:43.673	45.333	1:16.264	42.076	237.9	27:42.478								
11	1	2:43.663	45.543	1:15.457	42.663	223.6	30:26.141								
12	1	2:42.641	46.362	1:14.599	41.680	235.3	33:08.782								
13	1	2:55.932 B	45.514	1:15.749	54.669	242.2	36:04.714								
14	1	4:09.363	2:09.387	1:18.289	41.687	206.5	40:14.077								
15	1	2:42.686	45.546	1:15.392	41.748	228.3	42:56.763								
16	1	2:40.715	44.542	1:15.361	40.812	236.3	45:37.478								
17	1	2:42.120	44.876	1:15.681	41.563	228.8	48:19.598								
18	1	2:45.221	46.716	1:17.404	41.101	228.8	51:04.819								
19	1	2:41.555	44.588	1:14.583	42.384	232.3	53:46.374								